



सत्यमेव जयते

भारत सरकार
Government of India

बाह्य सहायता प्राप्त परियोजनाओं
का
वार्षिक सारांश

**ANNUAL COMPENDIUM
OF
EXTERNALLY ASSISTED PROJECTS
2024-2025**

वित्त मंत्रालय
आर्थिक कार्य विभाग
सहायता लेखा एवं लेखा परीक्षा प्रभाग
MINISTRY OF FINANCE
DEPARTMENT OF ECONOMIC AFFAIRS
AID ACCOUNTS AND AUDIT DIVISION
(AN ISO 9001:2015 CERTIFIED OFFICE)

बाह्य सहायता प्राप्त परियोजनाओं
का
वार्षिक सारांश
**ANNUAL COMPENDIUM
OF
EXTERNALLY ASSISTED
PROJECTS**

2024-2025

वित्त मंत्रालय
आर्थिक कार्य विभाग
सहायता लेखा एवं लेखा परीक्षा प्रभाग
(आईएसओ 9001:2015 प्रमाणित कार्यालय)
MINISTRY OF FINANCE
DEPARTMENT OF ECONOMIC AFFAIRS
AID ACCOUNTS AND AUDIT DIVISION
(AN ISO 9001:2015 CERTIFIED OFFICE)

विषय-सूची CONTENT

क्रम सं. SI. No.	विवरण Particulars	पृष्ठ सं. Page No.
I	प्रस्तावना Foreword	v-vi
II	कार्यकारी सारांश Executive Summary	vii-viii
III	भाग I - बाह्य वित्तपोषण का एजेंसी-वार संक्षिप्त विवरण (स्नैप शॉट) Part I - AGENCY-WISE SNAP SHOT OF THE EXTERNAL FUNDING	
	अध्याय 1 Chapter 1: द्विपक्षीय वित्तपोषण Bilateral Funding	2-5
	अध्याय 2 Chapter 2: बहुपक्षीय विकास वित्तपोषण Multilateral Development funding	6-11
	अध्याय 3 : सॉवरेन बाह्य वित्तपोषण का सारांश, हस्ताक्षरित समझौतों, मूलधन का पुनर्भुगतान और वर्ष 2024-25 के दौरान सरकारी खाते पर प्रतिबद्धता शुल्क का भुगतान	12-14
	Chapter 3: Summary of Sovereign External Funding, Agreements signed, Repayment of Principal and Payment of Commitment charges on Government Account during 2024-25	
IV	भाग II - बाह्य वित्तपोषित ऋण का विवरण (सरकारी खाते पर) Part II - DETAILS OF EXTERNALLY FUNDED Loans (on Govt. A/c) :-	
	अनुलग्नक क1 - 31.03.2025 तक देश/संस्थान-वार पूरी तरह से संवितरित और पूरी तरह से चुकाए गए उधार/ऋण (सरकारी ऋण) का ब्यौरा दर्शाने वाला विवरण Annex A1 - Statement showing country/institution-wise details of fully disbursed & fully repaid loans/credits as on 31.03.2025 (Government Loans)	17-19
	अनुलग्नक क2 - 31.03.2025 तक प्राप्त देश/संस्थान-वार पूरी तरह से संवितरित उधार/ऋण (सरकारी ऋण) का ब्यौरा दर्शाने वाला विवरण जिसके लिए ऋण सेवाएं जारी हैं Annex A2 - Statement showing details of country/institution-wise fully disbursed loans/credits received up to 31.03.2025 for which debt. services is ongoing (Government Loans)	20-48
	अनुलग्नक क3 - 31.03.2025 तक प्राप्त देश/संस्थान-वार संवितरित उधार/ऋण (सरकारी ऋण) का ब्यौरा दर्शाने वाला विवरण Annex A3 - Statement showing details of country/institution-wise disbursing loans/credits received up to 31.03.2025 (Government Loans)	49-83
	अनुदान Grants: -	
	अनुलग्नक ख1 - 31.03.2025 तक देश/संस्थान-वार पूरी तरह से संवितरित अनुदानों (सरकारी और गैर-सरकारी) का ब्यौरा दर्शाने वाला विवरण Annex B1 - Statement showing details of fully disbursed Grants country/institution-wise as on 31.03.2025 (Govt. & Non-Govt.)	84
	अनुलग्नक ख2 - 31.03.2025 तक प्राप्त देश/संस्थान-वार संवितरित अनुदानों (सरकारी और गैर-सरकारी) का ब्यौरा दर्शाने वाला विवरण Annex B2 - Statement showing details of disbursing Grants country/institution-wise received up to 31.03.2025 (Govt. & Non-Govt.)	85-86
	सरकार द्वारा गारंटीकृत ऋण Government Guaranteed Loans: -	
	अनुलग्नक ग1 - 31.03.2025 तक देश/संस्थान-वार पूरी तरह से संवितरित और पूरी तरह से चुकाए गए उधार/ऋण (गैर-सरकारी ऋण) का ब्यौरा दर्शाने वाला विवरण Annex C1 - Statement showing country/institution-wise details of fully disbursed & fully repaid loans/credits as on 31.03.2025 (Non-Government Loans)	87
	अनुलग्नक ग2 - 31.03.2025 तक प्राप्त देश/संस्थान-वार पूरी तरह से संवितरित उधार/ऋण (गैर-सरकारी ऋण) का ब्यौरा दर्शाने वाला विवरण जिसके लिए ऋण की सेवा जारी है। Annex C2 - Statement showing details of country/institution-wise fully disbursed loans/credits received upto 31.03.2025 for which debt. Servicing is ongoing. (Non-Government Loans)	88-93
	अनुलग्नक ग3 - 31.03.2025 तक प्राप्त देश/संस्थान-वार संवितरित उधार/ऋण (गैर-सरकारी ऋण) का ब्यौरा दर्शाने वाला विवरण Annex C3 - Statement showing details of country/institution-wise disbursing loans/credits received upto 31.03.2025 (Non-Government Loans)	94-96

क्रम सं. S.No.	विवरण सं. Statement No.	विषय Subject	पृष्ठ सं. Page No.
V		भाग III (क) संक्षिप्त जानकारी Part III (a) SUMMARISED INFORMATION	
1.		31.03.2025 तक (सरकारी खाते पर) उधार और ऋण सेवा के उपयोग का सारांश Summary of utilization of Loans & Debt Servicing as on 31.03.2025 (on Govt. Account)	99-101
2.		31.03.2025 तक (सरकारी खाते पर) बाह्य अनुदान सहायता का दाता-वार सारांश। Summary of External Grant Assistance donor wise as on 31.03.2025 (On Govt. Account).	102-103
3.		31.03.2025 तक (सरकारी गारंटीकृत ऋण) उधार और ऋण सेवा के उपयोग का सारांश। Summary of Utilization of loans & Debt-Servicing as on 31.03.2025 (Govt. Guaranteed Loans).	104-105
4.		वर्ष 2024-25 के दौरान (सरकारी खाते पर) भुगतान किए गए प्रतिबद्धता शुल्क का एजेंसी-वार/परियोजना-वार विवरण। Agency-wise/Project-wise detail of Commitment Charges paid during 2024-25 (On Govt. Account).	106-111
		(ख) अवधि आधारित जानकारी (b) PERIOD BASED INFORMATION	
5.		योजना अवधि-वार सहायता-प्राप्तियाँ, पुनर्भुगतान और ब्याज भुगतान Plan Period-wise Aid Receipts, Re-payment and Interest Payment	112-114
6.		ऋण और अनुदानों के एजेंसी-वार संवितरण का प्रतिशत Agency -wise Disbursement Percentage of Loans & Grants	115-116
7.		अमेरिकी डॉलर में विदेशी ऋणों पर वर्गीकृत बकाया ऋण Classified Debt Outstanding Against Foreign Loans in US Dollar	117
8.		एजेंसी-वार अनआहरित शेष (ऋण) Agency -wise undrawn balance (Loans)	118
9.		अनआहरित शेष (अनुदान) का एजेंसी-वार विवरण Agency -wise details of undrawn balance (Grants)	119
10.		ऋणों के उपयोग का एजेंसी-वार विवरण (केवल सरकारी खाते पर) Agency -wise Details of Utilizations of Loans (on Govt. Account only).	120
11.		मूलधन का एजेंसी-वार पुनर्भुगतान (केवल सरकारी खाते पर) Agency -wise Repayment of Principal (on Govt. Account only)	121
12.		ब्याज का एजेंसी-वार भुगतान (प्रतिबद्धता शुल्क सहित) (सरकारी खाते पर) Agency-wise payment of interest (including commitment charges) (on Govt. Account)	122
13.		प्रतिबद्धता शुल्क का एजेंसी-वार भुगतान (केवल सरकारी खाते पर) Agency -wise payment of commitment charges (on Govt. Account only)	123
14.		एजेंसी-वार प्राधिकरण, उपयोग, मूलधन का पुनर्भुगतान और ब्याज का भुगतान (*गैर सरकारी खाता) Agency -wise authorization, utilization, repayment of principal and payment of interest (*Non-Govt. Account)	124
15.		पिछले दस वर्षों के लिए विदेशी ऋणों पर एजेंसी-वार बकाया ऋण देयता (सरकारी खाते पर) Agency -wise debt outstanding liability on foreign loans for the last ten years (on Govt. Account)	125
16.		पिछले दस वर्षों के लिए, विदेशी ऋणों पर एजेंसी-वार बकाया ऋण देयता (गैर-सरकारी खाते पर) Agency-wise Debt outstanding liability on foreign loans for the last ten years (Non-Govt. Account)	126
17.		ऋणों और अनुदानों का एजेंसी-वार प्राधिकरण (सरकारी और गैर-सरकारी) Agency-wise Authorization of Loans & Grants (Govt. & Non-Govt.)	127
18.		ऋणों का वर्षवार उपयोग, मूलधन का पुनर्भुगतान और ब्याज का भुगतान (सरकारी और गैर-सरकारी) Year-wise utilization of loans, repayment of principal and payment of interest (Govt. and Non-Govt.)	128
19.		वर्षवार बाह्य अनुदान सहायता (सरकारी खाते पर)। Year-wise External Grant assistance (on Govt. Account).	128
20.		अनुदानों का एजेंसी-वार उपयोग (सरकारी खाते पर)। Agency -wise Utilization of Grants (on Govt. Account).	129
21.		बाह्य ऋण वित्तपोषण की स्थिति के विश्लेषण का सारांश (सरकारी खाता) Summary of Analysis of External Loans Funding Position (Govt. Account)	130
22.		दिसम्बर, 1971 से पूर्व, आईएमएफ समता दर, 2020-21 से 2024-2025 के दौरान औसत विनिमय दर और वित्तीय वर्ष के अंत में विनिमय दरों को दर्शाने वाला विवरण Statement showing Pre-December, 1971 IMF Parity rates, Average Exchange rate during 2020-2021 to 2024-25 and exchange Rates at the end of the financial year.	131

* गैर-सरकारी खाते पर का अर्थ है सरकार द्वारा गारंटीकृत ऋण। Non-Government Account means Government Guaranteed Loan.

क्रम सं. S.No.	विवरण सं. Statement No.	विषय Subject	पृष्ठ सं. Page No.
		(ग) क्षेत्र-वार - ब्यौरा (c) SECTOR-WISE- DETAILS	
23.		ऋण और अनुदानों का क्षेत्रवार संवितरण (केवल सरकारी खाते पर) Sector-wise disbursement of Loans & Grants (on Govt. Account only)	132
24.		क्षेत्रवार अनआहरित शेष (ऋण) Sector-wise undrawn balance (Loans)	133
25.		क्षेत्रवार अनआहरित शेष (अनुदान) Sector-wise undrawn balance (Grants)	134
26.		ऋण और अनुदानों के राज्यवार संवितरण की स्थिति (सरकारी खाता) State wise disbursement position of Loans & Grants (Govt. Account)	135
27.		राज्य-वार अवितरित ऋण और अनुदान (सरकारी खाता) State-wise Undisbursed Loans & Grants (Govt. Account)	136
28.		एजेंसी-वार प्राधिकरण, उपयोग, मूलधन का पुनर्भुगतान और ब्याज का भुगतान (बैंक-टू-बैंक ऋण और सरकारी खाते पर अनुदान) Agency-wise Authorisation, Utilisation, Repayment of Principal & Payment of Interest (Back-to-Back Loan & Grant on Govt. Account)	137
29.		राज्य-वार उपयोग, अनआहरित शेष और ब्याज का भुगतान (बैंक-टू-बैंक ऋण और सरकारी खाते पर अनुदान) State-wise Utilisation, Undrawn Balance & Payment of Interest (Back-to-Back Loan & Grant on Govt. Account)	138
30.		वर्ष 2022-23 से 2024-25 तक क्षेत्र-वार उपयोग, अनआहरित शेष और ब्याज का भुगतान (बैंक-टू-बैंक ऋण और सरकारी खाते पर अनुदान) Sector-wise Utilisation, Undrawn Balances & Payment of Interest from 2022-23 to 2024-25 (Back-to-Back Loan & Grant on Govt. Account)	139
VI		भाग IV – चित्र Part IV – GRAPH	
1		दिनांक 31.03.2025 तक संचयी बाह्य वित्तपोषण Cumulative External Funding upto 31.03.2025	143
2		सरकारी खाते में बाह्य वित्तपोषण की प्रवृत्ति (वर्ष 2015-2016 से वर्ष 2024-25 तक) (प्राप्तियाँ और ऋण सेवा भुगतान) Trend in External Funding on Govt. Account (from 2015-2016 to 2024-25) (Receipts & Debt Service Payment)	144
3		वर्ष 2024-25 के दौरान सरकारी खाते पर बाह्य वित्तपोषण का प्रमुख एजेंसियों द्वारा विश्लेषण (प्राप्तियाँ और ऋण सेवा भुगतान) Major Agencies wise Analysis of External Funding on Govt. Account during 2024-25 (Receipts & Debt Service Payment).	145
4		वर्ष 2024-25 के दौरान ₹500 करोड़ से कम के सरकारी ऋणों और अनुदानों का राज्यवार संवितरण State-wise Disbursement of Govt. Loans and Grants during 2024-25 less than ₹500 crores.	146
5		वर्ष 2024-25 के दौरान ₹500 करोड़ से अधिक के सरकारी ऋणों और अनुदानों का राज्यवार संवितरण। State-wise Disbursement of Govt. Loans and Grants during 2024-25 more than ₹500 crores.	147
6		वर्ष 2024-25 के दौरान सरकारी ऋणों और अनुदानों का क्षेत्रवार संवितरण Sector-wise Disbursement of Govt. Loans and Grants during 2024-25	148
VII		टिप्पणियाँ Notes	149

प्रस्तावना

आर्थिक कार्य विभाग (डीईए), वित्त मंत्रालय, भारत सरकार को बाह्य सहायता के लिए बहुपक्षीय और द्विपक्षीय विकास भागीदारों के साथ ऋण और अनुदान समझौते करने के लिए नोडल विभाग के रूप में कार्य करता है। आर्थिक कार्य विभाग के सहायता लेखा एवं लेखा परीक्षा प्रभाग (एए एंड एड) को ऐसी सहायता से जुड़े वित्तीय समझौतों को लागू करने का उत्तरदायित्व सौंपा गया है। प्रभाग विकास भागीदारों से प्राप्त बाह्य ऋणों और वित्तीय सहायता के आहरण, लेखांकन, प्रबंधन और सेवाओं की देखरेख करता है, जो देश भर में विकासात्मक और सामाजिक क्षेत्र की परियोजनाओं की एक विस्तृत श्रृंखला की सहायता करता है।

सहायता लेखा एवं लेखा परीक्षा प्रभाग (एए एंड एड) भारत के बाह्य सहायता पोर्टफोलियो का एक व्यापक अवलोकन प्रदान करने के लिए वार्षिक बाह्य सहायता विवरणिका प्रकाशित करता है। यह रिपोर्ट ऋण और अनुदान के रूप में द्विपक्षीय और बहुपक्षीय स्रोतों से भारत सरकार द्वारा प्राप्त बाह्य सहायता का एक विस्तृत विवरण प्रस्तुत करती है। यह बाह्य वित्तपोषण के प्राधिकरण और अनुमोदन, बाह्य सहायता प्राप्त परियोजनाओं के तहत संवितरण, मूलधन के पुनर्भुगतान, और ब्याज और संबंधित प्रभारों की सेवा सहित इस तरह की सहायता के पूरे वित्तीय चक्र को शामिल करता है।

यह रिपोर्ट समय के साथ बाह्य सहायता और उनके प्रबंधन से उत्पन्न होने वाले वित्तीय दायित्वों का एक एकीकृत दृष्टिकोण प्रदान करती है। इसमें वित्तीय वर्ष 1951-52 की शुरुआत से संबंधित विस्तृत ऐतिहासिक डेटा को भी शामिल किया गया है, जो दशकों से लगातार भारत की बाह्य सहायता की प्रवृत्ति का दीर्घकालिक विश्लेषण करने में सक्षम बनाता है।

यह ऐतिहासिक परिप्रेक्ष्य बदलती वृहत आर्थिक स्थितियों, विकास प्राथमिकताओं और वैश्विक वित्तीय वातावरण के संदर्भ में बाह्य विकास भागीदारों के साथ भारत की सहभागिता के विकास की ग्रहणशक्ति में सुलभता लाता है। यह बाह्य सहायता की संरचना, शर्तों और उपयोग में क्रमिक परिवर्तन को भी दर्शाता है।

FOREWORD

The Department of Economic Affairs (DEA), Ministry of Finance, serves as the nodal department for entering into loan and grant agreements with multilateral and bilateral development partners for external assistance to the Government of India. The Aid Accounts and Audit Division (AA&AD) of DEA is entrusted with the responsibility of implementing the financial covenants associated with such assistance. The Division oversees the drawing, accounting, management, and servicing of external loans and financial assistance received from development partners, which support a wide range of developmental and social sector projects across the country.

AA&AD publishes the External Assistance Brochure annually to provide a comprehensive overview of India's sovereign external assistance portfolio. The report presents a detailed account of external assistance received by the Government of India from bilateral and multilateral sources in the form of loans and grants. It captures the entire financial cycle of such assistance, including authorization and approval of external financing, disbursements under externally assisted projects, repayment of principal, and servicing of interest and related charges.

The report provides an integrated view of the financial obligations arising from external assistance and their management over time. It also incorporates detailed historical data beginning from the financial year 1951-52, enabling a long-term analysis of trends in India's external assistance across successive decades.

This historical perspective facilitates an understanding of the evolution of India's engagement with external development partners in the context of changing macroeconomic conditions, development priorities, and the global financial environment. It also reflects the gradual transformation in the composition, terms, and utilization of external assistance.

एक सांख्यिकीय संग्रह के रूप में, यह रिपोर्ट बाह्य सहायता के तहत प्राप्तियों, संवितरण और ऋण सेवा पर विस्तृत डेटा प्रस्तुत करती है। यह द्विपक्षीय और बहुपक्षीय भागीदारों सहित स्रोत द्वारा सहायता की संरचना; विभिन्न वित्तपोषण एजेंसियों के सापेक्ष योगदान; बाह्य संसाधनों का क्षेत्रीय और परियोजना-स्तर पर उपयोग; और समय के साथ बाह्य वित्तीय प्रवाह की प्रवृत्ति पर प्रकाश डालता है। व्यापक डेटा और दीर्घकालिक प्रवृत्ति को प्रस्तुत करके, रिपोर्ट भारत के विकासात्मक उद्देश्यों और आर्थिक विकास की सहायता करने में विदेशी वित्तपोषण की भूमिका में महत्वपूर्ण अंतर्दृष्टि प्रदान करती है।

इस रिपोर्ट में निहित जानकारी का उद्देश्य साक्ष्य-आधारित नीति निर्माण, राजकोषीय योजना और सोच समझकर निर्णय लेने में सहायता करना है। अपेक्षा की जाती है कि यह रिपोर्ट नीति निर्माताओं, शोधकर्ताओं और अन्य हितधारकों के लिए एक उपयोगी संदर्भ के रूप में कारगर होगी जो भारत की बाह्य सहायता और सॉवरेन बाह्य ऋण की संरचना, विकास और प्रबंधन को समझना चाहते हैं।

As a statistical compendium, the report presents detailed data on receipts, disbursements, and debt servicing under external assistance. It highlights the composition of assistance by source, including bilateral and multilateral partners; the relative contribution of different funding agencies; sectoral and project-level utilization of external resources; and trends in external financial flows over time. By presenting comprehensive data and long-term trends, the report provides valuable insights into the role of external financing in supporting India's developmental objectives and economic growth

The information contained in this report is intended to support evidence-based policy formulation, fiscal planning, and informed decision-making. It is expected to serve as a useful reference for policymakers, researchers, and other stakeholders seeking to understand the structure, evolution, and management of India's external assistance and sovereign external debt.

कार्यकारी सारांश

वर्ष 2024-25 के दौरान, बाह्य सहायता के लिए कुल अधिकृत राशि ₹1.04 लाख करोड़ थी और सरकारी खाते में कुल प्राप्तियाँ ₹109,453.91 करोड़ थीं, जबकि इस वर्ष के दौरान किए गए पुनर्भुगतान ₹55,444.16 करोड़ थे। तुलनात्मक रूप से, वर्ष 2023-24 संबंधित आंकड़ों में बाह्य प्राप्तियों हेतु ₹109,791.91 करोड़ और पुनर्भुगतान हेतु ₹47,317.13 करोड़ थे। वर्तमान विनिमय दर पर परिकलित सरकारी खाते में बकाया सॉवरेन बाह्य ऋण 31 मार्च 2024 को ₹795,746.99 करोड़ (यूएस \$ 95.42 बिलियन) था, जो 31 मार्च 2025 में बढ़कर ₹874,307.64 करोड़ (यूएस \$ 101.91 बिलियन) हो गया (विवरण-21)।

2. इन आंकड़ों में भारत सरकार द्वारा राज्य सरकारों के साथ की गई क्रमवार व्यवस्थाओं (बैंक-टू-बैंक अरेंजमेंट्स) के तहत दिनांक 01.04.2005 के बाद हस्ताक्षरित समझौतों के संबंध में संवितरित और बकाया ऋण भी शामिल हैं। लगभग 46 प्रतिशत बाह्य सॉवरेन ऋण को रियायती श्रेणी में रखा गया है, जिसमें अंतरराष्ट्रीय विकास संघ (आईडीए) और विभिन्न द्विपक्षीय स्रोतों से लिए गए ऋण शामिल हैं। शेष 54 प्रतिशत अंतरराष्ट्रीय पुनर्निर्माण और विकास बैंक (आईबीआरडी), एशियाई विकास बैंक (एडीबी), एशियाई अवसंरचना निवेश बैंक (एआईआईबी), यूरोपीय निवेश बैंक (ईआईबी) और न्यू डेवलपमेंट बैंक (एनडीबी) जैसे संस्थानों से लिए बाजार-आधारित ऋण हैं और इन्हें गैर-रियायती श्रेणी में रखा गया है। बाह्य वित्तपोषण के क्षेत्रवार और राज्यवार वितरण की स्थिति क्रमशः विवरण संख्या 23 और विवरण संख्या 26 में दी गई है।

3. सॉवरेन बाह्य वित्तपोषण का सारांश, जिसमें संवितरण एवं ऋणों/अनुदानों के प्राधिकरण का एजेंसीवार विवरण, संवितरित किए गए ऋण/अनुदानों की संख्या, वर्ष के दौरान हस्ताक्षरित समझौते, मूलधन की चुकौती और सरकारी खाते पर प्रतिबद्धता शुल्क का भुगतान शामिल है जो अध्याय 3 (पृष्ठ सं. 12-14) पर दिए गए हैं। वर्ष 2024-25 के बाह्य वित्तपोषण विवरणिका की तैयारी के लिए अपनाई गई ऋण मुद्रा से भारतीय रुपये में दरों के रूपांतरण की विधि नोट के (पृष्ठ सं. 149) पर दी गई है।

EXECUTIVE SUMMARY

During 2024–25, the total authorised amount for External assistance was ₹1.04 lakh crores and the total Receipts on Government Account amounted to ₹109,453.91 crore, while repayments made during the year were ₹55,444.16 crore. In comparison, the corresponding figures for 2023–24 were ₹109,791.91 crore for external receipts and ₹47,317.13 crore for repayments. The outstanding Sovereign External Debt on Government account, calculated at the current exchange rate, stood at ₹795,746.99 crore (US\$ 95.42 billion) as on 31 March 2024, which increased to ₹874,307.64 crore (US\$ 101.91 billion) as on 31 March 2025 (Statement-21).

2. These figures also include disbursed and outstanding debt in respect of agreements signed after 01.04.2005 under the back-to-back arrangements of the Government of India (GoI) with State Governments. Approximately 46 per cent of the External Sovereign Debt is classified as concessional, comprising borrowings from the International Development Association (IDA) and various bilateral sources. The remaining 54 per cent relates to market-based borrowings from institutions such as the International Bank for Reconstruction and Development (IBRD), Asian Development Bank (ADB), Asian Infrastructure Investment Bank (AIIB), European Investment Bank (EIB), and New Development Bank (NDB), and is categorized as non-concessional. The sector-wise and state-wise disbursement positions of external funding are presented in Statement No. 23 and Statement No. 26, respectively.

3. The summary of Sovereign External Funding containing the Agency-wise gist of Disbursements & Authorization of Loans/Grants, number of Disbursing Loans/Grants, Agreements signed during the year, Repayment of Principal & Payment of Commitment Charges on Government Account is given at Chapter 3 (Page No. 12-14). The method of conversion of rates from loan currency to INR adopted for preparation of External Funding Brochure for the year 2024-25 is placed at Notes (Page No. 149).

4. पुस्तिका के भाग I में प्राप्त बाह्य वित्तपोषण का संक्षिप्त ब्यौरा दिया गया है। भाग II, अनुलग्नक और विवरणों में विभिन्न स्रोतों से प्राप्त बाह्य वित्तपोषण और उसके उपयोग का ब्यौरा दिया गया है।

5. अनुलग्नक क1 से क3 में वर्ष के दौरान पूरी तरह से चुकाए गए सरकारी ऋणों (क1), पूरी तरह से संवितरित ऋणों जिनकी ऋण सेवा जारी है (क2) और दिनांक 31-03-2025 की स्थिति के अनुसार संवितरित किए गए ऋणों (क3) का देश/संस्थावार विवरण दिया गया है। इसी प्रकार, अनुलग्नक ख1 और ख2 में वर्ष के दौरान पूरी तरह से संवितरित किए गए सरकारी और गैर-सरकारी अनुदानों (ख1) और संवितरित किए गए अनुदानों (ख2) का ब्यौरा दिया गया है। अनुलग्नक ग1 से ग3 में गैर-सरकारी ऋणों, अर्थात् वर्ष के दौरान पूरी तरह से चुकाए गए सरकार के गारंटीकृत ऋण (ग1), पूरी तरह से संवितरित ऋणों जिनकी ऋण सेवा जारी है (ग2) और दिनांक 31-03-2025 तक संवितरित किए गए ऋणों (ग3) का ब्यौरा दिया गया है।

6. विस्तृत ब्यौरा को निम्नलिखित रूप में व्यवस्थित किया गया है:

- **संक्षिप्त ब्यौरा:** वित्त वर्ष 2024-25 के लिए संक्षिप्त ब्यौरा विवरण 1 से 4 में दिया गया है।
 1. एजेंसी-वार मूलधन की चुकौती।
 2. एजेंसी-वार संवितरण।
 3. एजेंसी-वार हस्ताक्षरित समझौतों की प्रतिबद्ध राशि।
 4. एजेंसी-वार प्रतिबद्धता शुल्क का भुगतान।
- **अवधि आधारित ब्यौरा:** विवरण 5 से 22 तक में सहायता प्राप्तियों, पुनर्भुगतान, ब्याज भुगतान, प्रतिबद्धता शुल्क, ऋणों के उपयोग का ब्यौरा, बाह्य ऋणों पर बकाया ऋण देयता आदि का अवधि आधारित ब्यौरा प्रदान किया गया है।
- **क्षेत्र-वार ब्यौरा:** विवरण 23 से 30 में सरकारी ऋणों और अनुदानों के संवितरण का क्षेत्रवार/राज्यवार ब्यौरा, अनआहरित शेष राशि का ब्यौरा, अवितरित बाह्य ऋण आदि का ब्यौरा दिया गया है।

पुस्तिका का पीडीएफ संस्करण caaa.gov.in और dea.gov.in पर उपलब्ध है।

यह प्रभाग इस रिपोर्ट को बेहतर बनाने के लिए प्रोत्साहित करता है और ईमेल controllercaaa-dea@nic.in के माध्यम से प्रतिक्रियाएं आमंत्रित करता है।

4. Part I of the booklet contains the snap-shot of the External Funding received. In Part II, Annexure and Statements indicate details of External Funding received from different sources and their utilization.

5. Annexures A1 to A3 contain details of country/ institution-wise details of Government Loans fully repaid during the year(A1), fully disbursed Loans wherein debt servicing is continuing (A2), disbursing Loans up to 31-03-2025 (A3). Similarly, Annexures B1 and B2 contain the details of Govt. and Non-Govt. Grants fully disbursed during the year (B1) and disbursing Grants (B2). Annexures C1 to C3 contain the details of Non-Govt. Loans i.e. Government Guaranteed loans fully repaid during the year (C1), fully disbursed Loans wherein debt servicing is continuing (C2) and disbursing Loans up to 31-03-2025 (C3).

6. The detailed information has been arranged as follows:

- **Summarized Information:** Statement 1 to 4 provides summarized Information for F.Y. 2024-25.
 1. Agency-wise repayments of principal.
 2. Agency-wise disbursement.
 3. Agency-wise committed amount of agreements signed
 4. Agency-wise payment of commitment charges.
- **Period Based Information:** Statements 5 to 22 provides period-based information of Aid Receipts, Re-payment, Interest Payment, Commitment charges, Details of Utilization of loans, Debt outstanding liability on external loans etc.
- **Sector-wise Information:** Statements 23 to 30 provides Sector-wise/state-wise details of disbursement of Govt. Loans and grants, details of undrawn balance, Undisbursed external loans etc.

The pdf version of the booklet is available at caaa.gov.in and dea.gov.in.

This division encourage and seek feedback to improve this report through email controllercaaa-dea@nic.in.

भाग-1 — बाह्य वित्तपोषण का एजेंसी-वार संक्षिप्त विवरण
PART-I — AGENCY-WISE SNAP SHOT OF THE
EXTERNAL FUNDING

अध्याय-1 द्विपक्षीय वित्तपोषण

जापान

1.1.1 जापान भारत के विकास कार्यक्रम के लिए 1958 से सरकारी विकास सहायता (ओडीए) प्रदान कर रहा है। भारत को दिया जाने वाला ऋण, अनुदान और तकनीकी सहायता के रूप में जापानी ओडीए जापानी सरकारी विकास सहायता के रूप में जापानी अंतर्राष्ट्रीय सहयोग एजेंसी (जेआईसीए) के माध्यम से प्राप्त की जा रही है। भारत के लिए जापान सबसे बड़ा द्विपक्षीय दाता है।

1.1.2 दिनांक 31 मार्च, 2025 की स्थिति के अनुसार सरकारी खाते पर चल रहे ऋण की कुल प्रतिबद्धता 3854.76 बिलियन जापानी येन थी जिसमें 1985.95 बिलियन जापानी येन संवितरित किए जा चुके हैं (अनुलग्नक क3)। जेआईसीए सहायता के माध्यम से चल रही कुछ प्रमुख परियोजनाएं हैं "दिल्ली मास रैपिड ट्रांसपोर्ट सिस्टम परियोजना", "डेडिकेडिट फ्रेट कॉरीडोर परियोजना", "कोलकाता ईस्ट-वेस्ट मेट्रो परियोजना", "चैन्नई मेट्रो परियोजना", "बेंगलुरु जलापूर्ति एवं सीवरेज परियोजना", अहमदाबाद मेट्रो परियोजना, तमिलनाडु ट्रांसमिशन सिस्टम इम्प्रूवमेंट परियोजनाएं शामिल हैं।

1.1.3 वर्ष 2024-25 के दौरान सॉवरेन सरकारी ऋणों की तुलना में संवितरण 479.66 बिलियन जापानी येन था, जबकि पुनर्भुगतान 117.37 बिलियन जापानी येन था। 31 मार्च 2025 की स्थिति के अनुसार कुल बकाया ऋण 3499.01 बिलियन जापानी येन था (विवरण 1)।

फ्रांस

1.2.1 फ्रांस 1968 से भारत को विकास सहायता प्रदान कर रहा है। भारत फ्रेंच विकास सहयोग कार्यक्रम को दिनांक 29.09.2008 में आर्थिक कार्य विभाग द्वारा फ्रांसीसी विकास एजेंसी (एएफडी) के साथ एक समझौता ज्ञापन पर हस्ताक्षर करके पुनः शुरू किया गया था जिसे मई, 2012 में संशोधित किया गया। भारत में एएफडी वित्तपोषण के प्राथमिक क्षेत्र ऊर्जा दक्षता और नवीकरणीय ऊर्जा, शहरी अवसंरचना (सार्वजनिक परिवहन, जल आदि) और जैवविविधता संरक्षण हैं।

1.2.2 दिनांक 31 मार्च, 2025 की स्थिति के अनुसार सरकारी खातों पर चल रहे ऋण की कुल प्रतिबद्धता 1419.01 मिलियन यूरो थी जिसकी तुलना में 510.75 मिलियन यूरो संवितरित किए गए थे। (अनुलग्नक - क3)।

1.2.3 वर्ष 2024-25 के दौरान सॉवरेन ऋणों की तुलना में संवितरण 220.49 मिलियन यूरो था, जबकि पुनर्भुगतान 75.97 मिलियन यूरो था। दिनांक 31 मार्च 2025 की स्थिति के अनुसार कुल बकाया ऋण 1234.21 मिलियन यूरो था (विवरण 1)।

जर्मनी

1.3.1 जर्मनी 1958 से भारत को वित्तीय तथा तकनीकी सहायता प्रदान कर रहा है। जर्मनी द्वारा सहायता-प्राप्त वित्तीय सहायता कार्यक्रमों को केएफडब्ल्यू (जर्मन बैंक) के माध्यम से कार्यान्वित किया जाता है और तकनीकी सहायता कार्यक्रमों को जीआईजेड (पूर्ववर्ती जीटीजेड)-जर्मनी सरकार के एक पूर्ण स्वामित्व वाले निगम के माध्यम से कार्यान्वित किया जाता है। वित्तपोषण मानक ऋण (आईडीए, पैटर्न ऋण), घटे हुए ब्याज ऋण (यूरिबोर आधारित ऋण) एवं अनुदानों के रूप में प्रदान किया जाता है। तकनीकी सहायता अनुदान के रूप में प्रदान की जाती है। सहयोग के प्राथमिक क्षेत्रों में : ऊर्जा, सतत शहरी विकास एवं पर्यावरण तथा प्राकृतिक संसाधन शामिल हैं।

1.3.2 दिनांक 31 मार्च, 2025 की स्थिति के अनुसार सरकारी खातों पर चल रहे ऋण की कुल प्रतिबद्धता 5195.55 मिलियन यूरो है जिसमें 1019.07 मिलियन यूरो संवितरित किए जा चुके हैं (अनुलग्नक क3)।

1.3.3 वर्ष 2024-25 के दौरान सॉवरेन ऋणों की तुलना में संवितरण 536.21 मिलियन यूरो था जबकि पुनर्भुगतान 300.74 मिलियन यूरो था। दिनांक 31 मार्च, 2025 को कुल बकाया ऋण 2879.03 मिलियन यूरो है (विवरण 1)।

रूसी परिसंघ

1.4.1 भारत और रूसी परिसंघ (तत्कालीन यूएसएसआर) के बीच सहयोग की शुरुआत साठ के दशक के आरंभ में हुई थी। तमिलनाडु में कुडनकुलम परमाणु विद्युत परियोजना (केएनपीपी) भारत और रूस के बीच अंतर-सरकारी करार (आईजीए) के अंतर्गत क्रियान्वित की जा रही है। अभी तक केएनपीपी के निर्माण हेतु तीन ऋण करार/प्रोटोकॉल हस्ताक्षरित किए गए हैं। 2600 मिलियन अमेरिकी डॉलर (2000 मिलियन अमेरिकी डॉलर परियोजना एवं 600 मिलियन अमेरिकी डॉलर ईंधन) मूल्य का इकाई सं. 1 एवं 2 के लिए प्रथम करार जून, 1998 में हस्ताक्षरित किया गया था। 4200 मिलियन अमेरिकी डॉलर (3400 मिलियन अमेरिकी डॉलर परियोजना तथा 800 मिलियन अमेरिकी डॉलर ईंधन) मूल्य का इकाई सं. 3 एवं 4 के लिए द्वितीय करार जुलाई, 2012 में हस्ताक्षरित किया गया। 4200 मिलियन अमेरिकी डॉलर (3400 मिलियन अमेरिकी डॉलर परियोजना तथा 800 मिलियन अमेरिकी डॉलर ईंधन) मूल्य का इकाई सं. 5 एवं 6 के लिए तृतीय नवीनतम करार जून, 2017 में हस्ताक्षरित किया गया था।

CHAPTER - 1 BILATERAL FUNDING

JAPAN

1.1.1 Japan has been extending Official Development Assistance (ODA) for India's development programme since 1958. Japanese ODA in the form of loan, grant and technical assistance to India is received through Japan International Cooperation Agency (JICA). Japan is the largest bilateral donor to India.

1.1.2 The total commitment of ongoing loan on Govt. Account as on 31st March 2025 was JPY 3854.76 Bn., against which JPY 1985.95 Bn. has been disbursed (Annexure A3). Some of the major on-going projects through JICA assistance are 'Delhi Mass Rapid Transport System project', 'Dedicated Freight Corridor Project', 'Kolkata East-West Metro project', 'Chennai Metro project', 'Bengaluru Water Supply & Sewerage project', Ahmedabad Metro Project, TN Transmission System Improvement Projects.

1.1.3 During 2024-2025, disbursement against Sovereign Government loans was JPY 479.66 Bn., while repayment was JPY 117.37 Bn. Total outstanding debt on 31st March 2025 was JPY 3499.01 Bn. (Statement 1).

FRANCE

1.2.1 France has been extending Development Assistance to India since 1968. The Indo-French Development Cooperation Programme was revived by signing a Memorandum of Understanding by Department of Economic Affairs with the French Agency for Development (AFD) on 29.09.2008 which was further revised in May, 2012. The priority area for AFD financing in India are Energy efficiency & Renewable energy, Urban Infrastructure (Public Transport, water etc.) and preservation of biodiversity.

1.2.2 The total commitment of ongoing loan on Govt. Account as on 31st March 2025 was EURO 1419.01 Million, against which EURO 510.75 Million had been disbursed (Annex- A3).

1.2.3 During 2024-2025, disbursement against Sovereign loans was of EURO 220.49 Million, while repayments were EURO 75.97 Million. Total outstanding debt as on 31st March 2025 was EURO 1234.21 Million. (Statement 1).

GERMANY

1.3.1 Germany is providing financial and technical assistance to India since 1958. Financial programmes assisted by Germany are implemented through KfW, (German Bank) and technical assistance programmes through GIZ (earlier GTZ) - a fully-owned corporation of German Government. Funding is provided as Standard Loan (IDA-pattern loan), reduced interest loan (EURIBOR based loan) as well as grants. The technical assistance is provided in the form of grant. The priority area of Cooperation includes: - Energy, Sustainable Urban Development as well as Environment and Management of Natural Resources.

1.3.2 The total commitment of ongoing loan on Govt. Accounts as on 31st March 2025 was EURO 5195.55 Million, against which EURO 1019.07 Million had been disbursed (Annexure A3).

1.3.3 During 2024-2025, disbursement against sovereign loans was EURO 536.21 Million, while repayments was EURO 300.74 Million. Outstanding debt as on 31st March 2025 was EURO 2879.03 Million. (Statement-1).

RUSSIAN FEDERATION

1.4.1 Development cooperation between India and the Russian Federation (erstwhile USSR) started in the early sixties. Kudankulam Nuclear Power project (KNPP) in Tamil Nadu is being executed under an Inter-Governmental Agreement (IGA) between India and Russia. Till now three Credit Agreement/ protocols have been signed for construction of KNPP. The first agreement for Unit No. 1 & 2 valuing \$ 2600 million (project \$ 2000 million and fuel \$ 600 million) was signed in June 1998. Second agreement for Unit No. 3 & 4 valuing \$ 4200 million (project \$ 3400 million and fuel \$ 800 million) was signed in July 2012. Third the latest agreement Unit No. 5 & 6 valuing \$ 4200 million (project \$ 3400 million and fuel \$ 800 million) was signed in June 2017.

1.4.2 31 मार्च 2025 की स्थिति के अनुसार सरकारी खातों पर चल रहे ऋणों की कुल प्रतिबद्धता 7840.00 मिलियन अमेरिकी डॉलर थी, जिसके लिए 4083.71 मिलियन अमेरिकी डॉलर संवितरित किए गए थे (अनुलग्नक क3)।

1.4.3 वर्ष 2024-25 के दौरान, ऋण का कुल उपयोग 534.01 मिलियन अमेरिकी डॉलर था और रुपये के संदर्भ में पुनर्भुगतान ₹27.56 करोड़ था। 31 मार्च, 2025 की स्थिति के अनुसार के अनुसार बकाया ऋण 4341.73 मिलियन अमेरिकी डॉलर और रुपये ऋण ₹342.89 करोड़ था (विवरण 1)।

कोरिया गणराज्य

1.5.1 अक्टूबर 2016 में, कोरिया गणराज्य को विकास सहयोग के लिए एक दिवपक्षीय भागीदार के रूप में स्वीकार किया गया था। भारत को आधिकारिक विकास सहायता (ओडीए) प्रदान करने के लिए दोनों सरकारों के बीच 14.06.2017 को एक ईडीसीएफ समझौते पर हस्ताक्षर किए गए थे।

1.5.2 आर्थिक विकास सहयोग निधि (ईडीसीएफ) के माध्यम से नागपुर-मुंबई सुपर कम्युनिकेशन एक्सप्रेसवे परियोजना पर इंटेलिजेंट ट्रांसपोर्ट सिस्टम की स्थापना के लिए 31 मार्च 2023 को समझौते पर हस्ताक्षर किए गए थे।

1.5.3 31 मार्च 2025 की स्थिति के अनुसार सरकारी खातों पर कुल वचनबद्धता 215.098 बिलियन वॉन और 100.00 मिलियन अमेरिकी डॉलर थी जिसके लिए 100.0 मिलियन अमेरिकी डॉलर संवितरित किए गये थे (अनुलग्नक क3)।

1.5.4 वर्ष 2024-25 के दौरान, कोई संवितरण या पुनर्भुगतान नहीं किया गया। 31 मार्च 2025 की स्थिति के अनुसार बकाया ऋण 100.00 मिलियन अमेरिकी डॉलर था (विवरण 1)।

1.4.2 The total commitment of ongoing loan on Govt. Accounts as on 31st March 2025 was \$ 7840.00 Million, against which \$ 4083.71 Million had been disbursed (Annexure A3).

1.4.3 During 2024-2025 total utilization of loan was \$ 534.01 Million and repayment in terms of Rupees was ₹27.56 Crores. Outstanding debt as on 31st March 2025 was \$ 4341.73 Million and Rupee debt of ₹342.89 Crores (Statement 1)

REPUBLIC OF KOREA

1.5.1 In October 2016, Republic of Korea was accepted as a bilateral partner for development cooperation. An EDCF agreement was signed on 14.06.2017 between the two Governments for providing Official Development Assistance (ODA) to India.

1.5.2 A loan agreement for Establishment of Intelligent Transport System on Nagpur-Mumbai Super Communication Expressway project through Economic Development Cooperation Fund (EDCF) was signed on 31 Mar 2023.

1.5.3 The total commitment of ongoing loan on Govt. Accounts as on 31st March 2025 was WON 215.098 Bn and \$ 100.00 Million, against which \$ 100.00 Million had been disbursed (Annexure A3).

1.5.4 During 2024-2025, no disbursement or repayment way made. Outstanding debt as on 31st March 2025 was \$ 100.00 Million (Statement 1)

अध्याय-2 बहुपक्षीय विकास वित्तपोषण

एशियाई विकास बैंक (एडीबी)

2.1.1 एशियाई विकास बैंक (एडीबी) एक प्रमुख बहुपक्षीय विकास बैंक (एडीबी) है जिसकी स्थापना 1966 में की गई। भारत एशियाई विकास बैंक का संस्थापक सदस्य है तथा जापान, संयुक्त राज्य अमेरिकी और चीन गणराज्य के बाद बैंक का चौथा सबसे बड़ा शेयरधारक है।

2.1.2 भारत में एडीबी का ऋण परिचालन 1986 से शुरू हुआ था। एडीबी परियोजनाएं मुख्य रूप से या तो राज्य क्षेत्र या केन्द्रीय क्षेत्र परियोजनाओं के माध्यम से विभिन्न राज्यों में परिवहन, ऊर्जा एवं शहरी विकास क्षेत्रों में कार्यान्वित की जा रही है। इसके अलावा, कृषि, सिंचाई, वित्त, शिक्षा एवं स्वास्थ्य क्षेत्रों में भी कार्यान्वित की जा रही तथा / या प्रक्रियाधीन है।

2.1.3 31 मार्च, 2025 की स्थिति के अनुसार चालू अमेरिकी डॉलर मूल्यवर्ग के ऋण की कुल प्रतिबद्धता 16756.15 मिलियन अमेरिकी डॉलर थी, जिसके लिए 10332.08 मिलियन अमेरिकी डॉलर संवितरित किए गए थे। 31 मार्च 2025 की स्थिति के अनुसार चालू अमेरिकी डॉलर मूल्यवर्ग के जेपीवाई (जापानी येन) मूल्यवर्ग वाले ऋणों की कुल प्रतिबद्धता 191.09 बिलियन जेपीवाई थी, जिसके लिए 43.13 बिलियन जेपीवाई संवितरित किए गए थे (अनुलग्नक-क3)

2.1.4 2024-25 के दौरान, अमेरिकी डॉलर मूल्यवर्ग के ऋणों की तुलना में कुल संवितरण 2710.49 मिलियन अमेरिकी डॉलर था जबकि पुनर्भुगतान 1615.39 मिलियन अमेरिकी डॉलर था। जापानी येन मूल्यवर्ग के ऋणों के मामले में संवितरण 43.13 बिलियन जापानी येन था और कोई पुनर्भुगतान नहीं किया गया था। 31 मार्च, 2025 की स्थिति के अनुसार बकाया ऋण 22580.67 मिलियन अमेरिकी डॉलर था और 43.13 बिलियन जापानी येन था। (विवरण 1)।

विश्व बैंक समूह

विश्व बैंक ऋण, गारंटी, जोखिम प्रबंधन उत्पादों एवं (गैर ऋणों) विश्लेषणात्मक एवं सलाहकारी सेवाओं के माध्यम से सतत विकास प्रोत्साहित करने के विकास विश्व में लोगों हेतु गरीबी से लड़ने के लिए एवं उनके जीवन स्तर से सुधारने के लिए मिशन के साथ विश्व के अग्रणी विकास संस्थानों में से एक है। विश्व बैंक संयुक्त राष्ट्र की विशिष्ट एजेंसियों में से एक है। विश्व बैंक सतत रूप से विकास लक्ष्यों को प्राप्त करने के लिए अपने प्रयासों पर ध्यान केन्द्रित करता है।

भारत विश्व बैंक समूह के चार संस्थानों अर्थात् अंतर्राष्ट्रीय पुनर्निर्माण एवं विकास बैंक (आईबीआरडी); अंतर्राष्ट्रीय विकास संघ (आईडीए); अंतर्राष्ट्रीय वित्त निगम (आईएफसी) एवं बहुपक्षीय निवेश गारंटी एजेंसी (एमआईजीए) का सदस्य है। इन संस्थानों का मुख्यालय वाशिंगटन डीसी में है। भारत आईबीआरडी (1945), आईडीए (1960) एवं आईएफसी (1956) का संस्थापक सदस्य रहा है तथा वर्ष 1994 में एमआईजीए में शामिल हुआ था। भारत शहरी, परिवहन, शिक्षा, स्वास्थ्य, सामाजिक सुरक्षा, कृषि एवं ग्रामीण विकास, सिंचाई, जलापूर्ति, विद्युत, पर्यावरण एवं वन, वित्त एवं शासन क्षेत्रों में फैली हुई विभिन्न विकासात्मक परियोजनाओं हेतु विश्व बैंक (मुख्य रूप से आईबीआरडी) से वित्तपोषण प्राप्त कर रहा है।

अंतर्राष्ट्रीय पुनर्निर्माण और विकास बैंक (आईबीआरडी)

2.2.1 अंतर्राष्ट्रीय पुनर्निर्माण और विकास बैंक (आईबीआरडी) के वित्त संसाधन अन्य स्रोतों जैसे शेयर धारकों की पूंजी और अर्जित धारिताओं सहित वित्तीय बाजार में जारी किए गए बॉण्ड और अन्य ऋण प्रतिभूतियां हैं। आईबीआरडी के ऋण गैर-रियायती होते हुए भी वाणिज्यिक स्रोतों की अपेक्षा सापेक्षतया अनुकूल शर्तों पर उपलब्ध होते हैं।

2.2.2 31 मार्च 2025 की स्थिति के अनुसार चल रहे अमेरिकी डॉलर मूल्यवर्ग के ऋणों की कुल प्रतिबद्धता 18298.87 मिलियन अमेरिकी डॉलर थी जिसकी तुलना में 9747.76 मिलियन अमेरिकी डॉलर संवितरित किए गए थे। 31 मार्च 2025 की स्थिति के अनुसार जेपीवाई (जापानी येन) मूल्यवर्ग वाले ऋणों की कुल प्रतिबद्धता 240.81 बिलियन जेपीवाई थी जिसके लिए 34.37 बिलियन जापानी येन संवितरित किए गए थे (अनुलग्नक-क3)।

2.2.3 वर्ष 2024-25 के दौरान, अमेरिकी डॉलर मूल्यवर्ग के ऋणों की तुलना में कुल संवितरण 3352.09 मिलियन अमेरिकी डॉलर था और पुनर्भुगतान 1191.02 अमेरिकी डॉलर था। जेपीवाई मूल्यवर्ग के ऋणों के मामले में वितरण 34.37 बिलियन जेपीवाई था और कोई पुनर्भुगतान नहीं किया गया था। 31 मार्च, 2025 की स्थिति के अनुसार, बकाया ऋण 20960.26 मिलियन अमेरिकी डॉलर और 34.37 बिलियन जेपीवाई था। (विवरण 1)।

CHAPTER - 2 MULTILATERAL DEVELOPMENT FUNDING

ASIAN DEVELOPMENT BANK (ADB)

2.1.1 Asian Development Bank (ADB) is a major Multilateral Development Bank (MDB) established in 1966. India is a founding member of ADB and is the fourth largest shareholder of the Bank after Japan, USA, and the People's Republic of China.

2.1.2 ADB's lending operations in India commenced in 1986. ADB projects are primarily being implemented in transport, energy and urban development sectors across several states either through State sector or Central sector projects. In addition, projects are also being undertaken and/or are under preparation in agriculture, irrigation, finance, education and health sectors.

2.1.3. Total commitment of ongoing USD denominated Loans as on 31st March 2025 was of \$ 16756.15 Million, against which \$ 10332.08 Million had been disbursed. The total commitment of JPY denominated loans as on 31st March, 2025 was JPY 191.09 Bn, against which JPY 43.13 Bn had been disbursed. (Annex- A3).

2.1.4 During 2024-25, the total disbursement against USD denominated loans was \$ 2710.49 Million and repayment was of \$ 1615.39 Million. In case of JPY denominated loans disbursement was of JPY 43.13 Billion and no repayments was made. Outstanding debt as on 31st March, 2025 was of USD 22580.67 Million and JPY 43.13 Billion. (Statement 1).

WORLD BANK GROUP

The World Bank is among the world's leading development institutions with a mission to fight poverty and improve living standards for people in the developing world by promoting sustainable development through loans, guarantees, risk management products, and (non-lending) analytic and advisory services. The world Bank is one of the United Nations specialized agencies. The World Bank concentrates its efforts to achieve the Sustainable Development Goals.

India is member of four institutions of the World Bank Group viz., International Bank for Reconstruction and Development (IBRD); International Development Association (IDA); International Finance Corporation (IFC) and Multilateral Investment Guarantee Agency (MIGA). These institutions are headquartered in Washington D.C. India has been a founding member of IBRD (1945), IDA (1960) and IFC (1956) and it joined MIGA in 1994. India has been accessing funds from the World Bank (mainly through IBRD) for various developmental projects spread across Urban, Transport, Education, Health, Social Protection, Agriculture & Rural Development, Irrigation, Water Supply, Power, Environment & Forest, Finance and Governance Sectors.

INTERNATIONAL BANK FOR RECONSTRUCTION AND DEVELOPMENT (IBRD)

2.2.1 IBRD sources of finance are bonds and other debt securities in world financial markets, along-with shareholder's capital and retained earnings. IBRD loans though non-concessional, yet offer relatively favourable terms compared to commercial sources.

2.2.2 Total commitment of ongoing USD denominated Loans as on 31st March 2025 was of \$ 18298.87 Million, against which \$ 9747.76 Million had been disbursed. The total commitment of ongoing JPY denominated loans as on 31st March, 2025 was JPY 240.81 Bn, against which JPY 34.37 Bn had been disbursed. (Annex- A3).

2.2.3 During 2024-25, the total disbursement against USD denominated loans was \$ 3352.09 Million and repayment was of \$ 1191.02 Million. In case of JPY denominated loans disbursement was of JPY 34.37 Billion and no repayments was made. Outstanding debt as on 31st March, 2025 was of USD 20960.26 Million and JPY 34.37 Billion. (Statement 1).

अंतर्राष्ट्रीय विकास संघ (आईडीए)

2.3.1 अंतर्राष्ट्रीय विकास संघ (आईडीए) अपने सदस्य देशों को उदार ऋण (साफ्ट लोन) (क्रेडिट) प्रदान करता है। उदार ऋण की राशि मुख्य रूप से धनी सदस्य देशों द्वारा किए गए आवधिक अंशदानों और पूर्ववर्ती ऋणों की वापसी अदायगी पर निर्भर करती है।

2.3.2 आईडीए-17 के दौरान, भारत आईडीए सहायता प्राप्त करने के लिए योग्य (ग्रेजुएट) हुआ।

2.3.3 आईडीए की प्रतिबद्धताओं पर जिसे "क्रेडिट्स" के रूप में जाना जाता है, जिनको 30-40 वर्षों में चुकाया जा सकता है, जिसमें 5-10 वर्षों की छूट अवधि भी शामिल है। 1 जनवरी, 2019 तक आईडीए ऋणों (एक्सडीआर) पर 1.25% प्रतिवर्ष ब्याज तथा मिश्रित देशों पर 0.75% प्रतिवर्ष की दर से सेवा प्रभार लगाया जाता है। आईडीए अमेरिकी डॉलर ऋण के लिए (जुलाई 2015 से लागू) ब्याज दर (अमेरिकी डॉलर 6 महीने लिबोर जमा करार के समय चालू स्थायी स्प्रेड) परिवर्तनीय है। आईडीए की निधियों का प्रयोग मुख्य रूप से सामाजिक क्षेत्र की उन परियोजनाओं में किया जाता है जो एमडीजी की प्राप्ति में योगदान करती हैं। भारत के कुछ महत्वपूर्ण विकास कार्यक्रम जैसे पीएमजीएसवाई ग्रामीण सड़क परियोजना, राष्ट्रीय ग्रामीण जीविका परियोजना, तकनीकी/इंजीनियरिंग शिक्षा गुणवत्ता सुधार परियोजना, प्राथमिक और माध्यमिक शिक्षा परियोजना तथा टीबी नियंत्रण और राष्ट्रीय एड्स नियंत्रण सहायता परियोजना आईडीए ऋणों द्वारा आंशिक रूप से वित्तपोषित की जा रही हैं जो अधिकतर एसडीआर में मूल्यवर्गित हैं परन्तु अमेरिकी डॉलर में संवितरित और चुकाई जाती हैं।

2.3.4 तथापि आईडीए-18 के दौरान, भारत ने "केवल-दाता राष्ट्र" बनने का निर्णय लिया। भारत ने घोषणा की थी कि वह केवल आईडीए-आरडी माध्यम से विश्व बैंक से निधि लेगा तथा भारत को प्रदान किये जा रहे आईडीए संसाधन अन्य आईडीए जरूरतमंद ग्राहकों की जरूरतें पूरा करने के लिए उपलब्ध होने चाहिए।

2.3.5 31 मार्च 2025 की स्थिति के अनुसार अमेरिकी डॉलर मूल्यवर्ग में ऋणों के प्रति कुल प्रतिबद्धता 768.71 मिलियन अमेरिकी डॉलर थी जिसमें से 692.13 मिलियन अमेरिकी डॉलर संवितरित किए जा चुके हैं। (अनुलग्नक-क3)।

2.3.6 2024-25 के दौरान एसडीआर मूल्यवर्ग के सॉवरन ऋणों के खिलाफ कोई संवितरण नहीं किया गया था, जबकि पुनर्भुगतान एसडीआर 1465.69 मिलियन था। 2024-25 के दौरान अमेरिकी डॉलर मूल्यवर्ग ऋण वितरण 98.48 मिलियन अमेरिकी डॉलर था और पुनर्भुगतान 273.64 मिलियन अमेरिकी डॉलर था। 31 मार्च, 2025 की स्थिति के अनुसार बकाया ऋण 8600.17 मिलियन एसडीआर और 3049.46 मिलियन अमेरिकी डॉलर था।

अन्तर्राष्ट्रीय कृषि विकास निधि (आईएफएडी)

2.4.1 भारत कृषि विकास के लिए अन्तर्राष्ट्रीय निधि (आईएफएडी) का संस्थापक सदस्य है, जिसे 1977 में संयुक्त राष्ट्र की 13वीं विशेष एजेंसी के रूप में स्थापित किया गया था।

2.4.2 आईएफएडी ने वर्ष 1979 से कृषि, ग्रामीण विकास, जनजातीय विकास, महिलाओं का सशक्तिकरण, प्राकृतिक संसाधन प्रबंधन और ग्रामीण वित्त क्षेत्र में 35 परियोजनाओं में सहायता की है। वर्ष 2013 से ऋण 1.25 प्रतिशत की नियत ब्याज दर जमा 0.75 प्रतिशत प्रति वर्ष सेवा प्रभार और 5 वर्ष की छूट अवधि सहित 25 वर्ष की परिपक्वता अवधि वाले उपलब्ध कराए जाते हैं। तथापि, वर्ष 2013 में आईएफएडी द्वारा ऋण की नई मिश्रित अवधि की शुरुआत के पहले हस्ताक्षरित की गई उन परियोजनाओं के लिए आईएफएडी ऋण दस वर्ष की छूट अवधि सहित 40 वर्ष की अवधि से अधिक तथा बिना ब्याज प्रभार वाले पुनःभुगतान ऋण है।

2.4.3 चल रहे एसडीआर मूल्यवर्ग ऋणों में 31 मार्च 2025 की स्थिति के अनुसार कुल प्रतिबद्धता 32.40 मिलियन एसडीआर थी जिसके लिए 28.59 मिलियन एसडीआर संवितरित कर दिए गए थे। अमेरिकी डॉलर में ऋणों के मामले में कुल प्रतिबद्धता 391.33 मिलियन अमेरिकी डॉलर थी जिसमें से 90.12 मिलियन अमेरिकी डॉलर संवितरित कर दिए गए थे। (अनुलग्नक-क3)।

2.4.4 वर्ष 2024-25 के दौरान एसडीआर मूल्यवर्ग के ऋणों की तुलना में कुल संवितरण 5.02 मिलियन एसडीआर था और पुनर्भुगतान 18.88 मिलियन एसडीआर था। अमेरिकी डॉलर मूल्यवर्ग ऋणों के मामले में कुल पुनर्भुगतान 31.59 मिलियन अमेरिकी डॉलर था और पुनर्भुगतान 4.32 मिलियन अमेरिकी डॉलर था। 31 मार्च, 2025 की स्थिति के अनुसार बकाया ऋण 301.12 मिलियन एसडीआर और 94.47 मिलियन अमेरिकी डॉलर था। (विवरण 1)।

यूरोपीय निवेश बैंक (ईआईबी)

2.5.1 ईआईबी यूरोपियन संघ की ऋण देने वाली संस्था है। ईआईबी की नीतियों के अनुसार यूरोपियन संघ नीति के अनुसरण में सुदृढ़ एवं सतत परियोजनाओं हेतु दीर्घावधिक वित्तपोषण प्रदान किया जाता है। वित्तपोषण हेतु चयनित परियोजना लागत के केवल 50% तक ही वित्तपोषण प्रदान किया जाता है। भारत ने वर्ष 2016 में ईआईबी से ऋण लेना शुरू किया था। ऋण की प्रथम किस्त लखनऊ मेट्रो परियोजना के लिए ली गई थी।

INTERNATIONAL DEVELOPMENT ASSOCIATION (IDA)

2.3.1 International Development Association (IDA), extend soft loans (Credits) to its member countries. Quantum of the soft Loan depends largely on periodic contributions made by wealthier member countries and repayments from earlier Credits.

2.3.2 During IDA-17, India graduated from IDA assistance.

2.3.3 IDA commitments, which are known as “credits”, are repayable over 30-40 years including grace period of 5-10 years. As on January 1, 2019 IDA credits (XDR) carried 1.25 % p.a. interest and a service charge of 0.75% p.a. for Blend countries. For IDA \$ loans, (Applicable from July, 2015) the interest rate is variable (\$ 6 Month LIBOR plus fixed spread prevailing at the time of the agreement). IDA funds are used largely in social sector projects that contribute to the achievement of MDGs. Some of the India’s flagship development programs like PMGSY Rural Roads Project, National Rural Livelihoods Project, Technical/Engineering Education Quality Improvement Project, Elementary and Secondary Education Project, Tuberculosis Control and National AIDS Control Support Project are being financed in part by IDA credits, which are mostly denominated in Special Drawing Rights, but disbursed and repaid in US Dollars.

2.3.4 However during IDA-18, India decided to become to a ‘donor-only nation’. India announced that it will take funds from World Bank only through IBRD and the IDA resources being offered to India should be made available to meet the requirements of other needy IDA clients.

2.3.5 Total commitment of ongoing USD denominated Loans as on 31st March 2025 was of \$ 768.71 million, against which \$ 692.13 million had been disbursed. (Annex- A3).

2.3.6 During 2024-25, no disbursements against SDR denominated Sovereign loans were made, while repayment was of SDR 1465.69 million. During 2024-25 \$ denominated loan disbursements \$ 98.48 Million and repayments was \$ 273.64 Million. Outstanding debt as on 31st March, 2025 was of SDR 8600.17 Million and \$ 3049.46 Million. (Statement-1).

INTERNATIONAL FUND FOR AGRICULTURE DEVELOPMENT (IFAD)

2.4.1 India is a founder member of International Fund for Agricultural Development (IFAD) which was set up in 1977 as the 13th specialized agency of the United Nations.

2.4.2 Since 1979, IFAD has assisted in 35 Projects in agriculture, rural development, tribal development, women’s empowerment, natural resources management and rural finance sector. Loans are provided at a fixed interest rate of 1.25 percent plus a service charge of 0.75 percent per annum, with a maturity period of 25 years including a grace period of 5 years since 2013. However, for the projects which were signed prior to the introduction of a new Blend Term of loan by IFAD in 2013 IFAD loans are repayable over a period of 40 years including a grace period of ten years and carry no interest charges.

2.4.3 The total commitment of ongoing SDR denominated loans as on 31st March, 2025 was SDR 32.40 Million against which SDR 28.59 Million had been disbursed. In case of \$ denominated loans, total commitment was \$ 391.33 Million out of which \$ 90.12 Million had been disbursed (Annex- A3).

2.4.4 During 2024-25, the total disbursements against SDR denominated loans was SDR 5.02 Million and repayment was of SDR 18.88 Million. In case of USD denominated loans disbursement was of \$ 31.59 Million and repayments was \$ 4.32 Million. Outstanding debt as on 31st March, 2025 was of SDR 301.12 Million and \$ 94.47 Million. (Statement 1).

EUROPEAN INVESTMENT BANK (EIB)

2.5.1 EIB is the lending arm of the European Union. As per the policies of EIB long term finance extended for sound and sustainable projects in accordance with European union policy. Finance is extended only up to 50% of the project cost selected for financing. India started borrowing from EIB in 2016. First Tranche loan was taken for Lucknow Metro Project.

2.5.2 31 मार्च 2025 की स्थिति के अनुसार सरकारी खातों पर चल रहे ऋण की कुल प्रतिबद्धता 2340.00 मिलियन यूरो थी जिसमें से 825.00 मिलियन यूरो संवितरित कर दिए गए थे (अनुलग्नक-क3)।

2.2.3 वर्ष 2024-25 के दौरान सावरेन ऋण की तुलना में संवितरण 390.34 मिलियन यूरो था जबकि पुनर्भुगतान 46.53 मिलियन यूरो था। 31 मार्च, 2025 की स्थिति के अनुसार बकाया ऋण 1464.47 मिलियन यूरो था (विवरण-1)।

न्यू डेवलपमेंट बैंक (एनडीबी)

2.6.1 न्यू डेवलपमेंट बैंक की स्थापना ब्रिक्स (ब्राजील, रूस, भारत, चीन और दक्षिण अफ्रीका) द्वारा बिक्रस और अन्य ईएमडीसी में अवसंरचना और सतत विकास परियोजनाओं के संसाधन जुटाने के उद्देश्य हेतु की गई थी।

2.6.2 31 मार्च, 2025 की स्थिति के अनुसार सरकारी खातों पर चल रहे ऋणों की कुल प्रतिबद्धता 4579.47 मिलियन अमेरिकी डॉलर थी जिसमें से 1687.96 मिलियन अमेरिकी डॉलर संवितरित कर दिए गए (अनुलग्नक क3)।

2.6.3 वर्ष 2024-25 के दौरान सावरेन-ऋण के लिए 526.23 मिलियन अमेरिकी डॉलर संवितरित किए गए जबकि पुनर्भुगतान 86.54 मिलियन अमेरिकी डॉलर था। 31 मार्च, 2025 की स्थिति के अनुसार बकाया ऋण 4310.34 मिलियन अमेरिकी डॉलर था (विवरण-1)।

एशियाई अवसंरचना निवेश बैंक (एआईआईबी)

2.7.1 एशियाई अवसंरचना निवेश बैंक (एआईआईबी) एक बहुपक्षीय विकास बैंक है जिसकी स्थापना दिसंबर, 2015 में हुई थी और पूरे एशिया तथा उसके बाहर सामाजिक एवं आर्थिक विकास को बढ़ावा देने के लिए अवसंरचना विकास के लिए वित्त प्रदान करने के उद्देश्यों के साथ इसने अपना संचालन जनवरी, 2016 में शुरू किया। बैंक का निवेश संचालन मुख्य अवसंरचना अर्थात् ऊर्जा, विद्युत, यातायात, शहरी, ग्रामीण, अवसंरचना और कृषि विकास, पर्यावरण संरक्षण, आईसीटी, जन स्वास्थ्य, आर्थिक तन्त्रकता, वित्त/नकदी, जल इत्यादि पर केंद्रित है।

2.7.2 31 मार्च, 2025 की स्थिति के अनुसार सरकारी खातों पर चल रहे ऋणों की कुल प्रतिबद्धता 6749.65 मिलियन अमेरिकी डॉलर थी, इसमें से कुल 3239.16 मिलियन अमेरिकी डॉलर संवितरित किए गए थे (अनुलग्नक क-3)।

2.7.3 वर्ष 2024-25 के दौरान, सावरेन ऋण के लिए 673.14 मिलियन अमेरिकी डॉलर का संवितरण किया गया जबकि पुनर्भुगतान 147.07 मिलियन अमेरिकी डॉलर था। 31 मार्च, 2025 की स्थिति के अनुसार बकाया ऋण 4787.77 मिलियन अमेरिकी डॉलर था (विवरण-1)।

एड्स, क्षयरोग (टी.बी.) और मलेरिया से लड़ने के लिए वैश्विक निधि (जीएफएटीएम)

2.8.1 वैश्विक निधि एक वैश्विक सार्वजनिक/निजी भागीदारी है जो कि अतिरिक्त संसाधनों को जुटाने और संवितरित करने के लिए समर्पित निधि है ताकि एड्स, क्षयरोग (टी.बी.) और मलेरिया (जीएफएटीएम) का निवारण और उपचार किया जा सके। सरकारों, सिविल सोसाइटी, निजी क्षेत्र और प्रभावित समुदायों के बीच भागीदारी, अन्तर्राष्ट्रीय स्वास्थ्य वित्तपोषित की नई अवधारणाओं को दर्शाती है। यह वैश्विक निधि अन्य द्विपक्षीय और बहुपक्षीय संगठनों के साथ नजदीकी सहयोग से कार्य करती है ताकि तीनों रोगों से संबंधित मौजूदा प्रयासों में सहायता की जा सके। वैश्विक निधि तीन रोगों से निपटने के मौजूदा प्रयासों को पूरा करने के लिए अन्य द्विपक्षीय और बहुपक्षीय संगठनों के साथ मिलकर कार्य करती है।

2.8.2 वर्ष 2024-25 के दौरान अनुदानों का संवितरण 55.56 मिलियन अमेरिकी डॉलर था।

संयुक्त राष्ट्र विकास कार्यक्रम (यूएनडीपी)

2.9.1 यूएनडीपी राष्ट्र (कंट्री) कार्यक्रम 2023-27 भारत की राष्ट्रीय प्राथमिकताओं और वैश्विक प्रतिबद्धताओं के अनुरूप हैं, जिसमें पंद्रह वर्षीय विजन (2017-2032) सात वर्षीय कार्यनीति (2017-24) और तीन वर्षीय कार्य एजेंडा (2017-2020) शामिल हैं। यह भारत सरकार-यूएन सतत विकास सहयोग फ्रेमवर्क (यूएनएसडीसीएफ) 2023-27 और यूएनडीपी की वैश्विक कार्यनितिक योजना 2022-25 के साथ पूर्ण रूप से संरेखित है।

2.9.2 2024-25 के दौरान, अनुदान का संवितरण 0.08 मिलियन अमेरिकी डॉलर का था।

यूएनडीपी-जीईएफ

2.10.1 भारत में यूएनडीपी-जीईएफ साझेदारी हरित विकास के उद्देश्य से परियोजनाओं के माध्यम से जलवायु परिवर्तन, जैव विविधता और सतत भूमि प्रबंधन पर केंद्रित है। मुख्य पहलों में स्थाई ई-कचरा प्रबंधन के लिए 120 मिलियन अमेरिकी डॉलर की परियोजना, स्थानीय संरक्षण के लिए अनुदान कार्यक्रम (एसजीपी) और भूमिक्षरण तटस्थता प्राप्त करने के प्रयास शामिल हैं।

2.10.2 2024-25 के दौरान, अनुदान का संवितरण 0.14 मिलियन अमेरिकी डॉलर का था।

2.5.2 The total commitment of ongoing loan on Govt. Accounts as on 31st March 2025 was of EURO 2340.00 Million, out of which EURO 825.00 Million had been disbursed (Annex-A3).

2.5.3 During 2024-25, disbursement against Sovereign loans was of EURO 390.34 Million, while repayment was of EURO 46.53 Million. Outstanding debt as on 31st March 2025 was EURO 1464.47 Million. (Statement-1).

NEW DEVELOPMENT BANK (NDB)

2.6.1 New Development Bank was established in 2015 by BRICS (Brazil, Russia, India, China & South Africa) with a purpose for mobilizing resources of infrastructure and sustainable development projects in BRICS and other EMDCs.

2.6.2 The total commitment of ongoing loan on Govt. Accounts as on 31st March 2025 was \$ 4579.47 Million, out of which \$ 1687.96 Million had been disbursed (Annex-A3).

2.6.3 During 2024-25, disbursement against Sovereign loans was \$ 526.23 Million, while repayment was \$ 86.54 Million. Outstanding debt as on 31st March 2025 was \$ 4310.34 Million. (Statement-1).

ASIAN INFRASTRUCTURE INVESTMENT BANK (AIIB)

2.7.1 Asian Infrastructure Investment Bank (AIIB) a multilateral development bank was established in December 2015 and started its operation in January 2016 with the objective to provide finances for infrastructure development to promote social and economic development across Asia and beyond. The investment operation of the bank focuses on the key infrastructure viz. energy, power, transport, urban, rural, infrastructure and agriculture development, environmental protection, ICT, public health, economic resilience, finance/liquidity water, etc.

2.7.2 The total commitment of ongoing loan on Govt. Accounts as on 31st March 2025 was \$ 6749.65 Million, out of which \$ 3239.16 Million had been disbursed (Annex-A3).

2.7.3 During 2024-25, disbursement against Sovereign loans was \$ 673.14 Million. while repayment was \$ 147.07 Million. Outstanding debt as on 31st March 2025 was \$ 4787.77 Million. (Statement-1).

GLOBAL FUND TO FIGHT AIDS, TUBERCULOSIS AND MALARIA (GFATM)

2.8.1 The Global fund is a global public/private partnership dedicated fund to attract and disburse additional resources to fight AIDS, Tuberculosis and Malaria (GFATM). The partnership between Government, Civil Society, Private Sector and affected communities represents a new approach in International Health financing. The Global Fund works in close collaboration with other Bilateral and Multilateral Organizations to supplement existing efforts dealing with the three diseases.

2.8.2. During 2024-25, disbursement of grant was of \$ 55.56 Million.

UNITED NATIONS DEVELOPMENT PROGRAMME (UNDP)

2.9.1 UNDP Country Programme 2023-27 aligns with India's national priorities and global commitments, including the fifteen Year Vision (2017-2032), Seven Year Strategy (2017-24) and Three-Year Action Agenda (2017-2020). It is fully aligned with the Government of India-UN Sustainable Development Cooperation Framework (UNSDCF)2023-27 and UNDP's Global Strategic Plan 2022-25.

2.9.2. During 2024-25, disbursement of grant was of \$0.08 Million.

UNDP-GEF

2.10.1 The UNDP-GEF partnership in India focuses on climate change, biodiversity, and sustainable land management through projects aimed at green development. Key initiatives include a \$120 million project for sustainable e- waste management, the Small Grants Programme (SGP) for local conservation, and efforts to achieve land degradation neutrality.

2.10.2. During 2024-25, disbursement of grant was of \$ 0.14 Million.

अध्याय-3
2024-25 के दौरान सरकारी खाते पर सॉवरेन बाह्य वित्तपोषण, हस्ताक्षरित समझौते,
मूलधन की चुकौती और प्रतिबद्धता प्रभार का सारांश

CHAPTER - 3

SUMMARY OF SOVEREIGN EXTERNAL FUNDING, AGREEMENTS SIGNED, REPAYMENT OF PRINCIPAL AND PAYMENT OF COMMITMENT CHARGES ON GOVERNMENT ACCOUNTING DURING 2024-25

2024-2025 में बाह्य सॉवरेन वित्तपोषण का एजेंसी-वार सारांश (सरकारी खाते पर)
AGENCY-WISE SUMMARY OF EXTERNAL SOVEREIGN FUNDING IN 2024-2025 (on Govt. Account)

स्त्रोत	Source	संवितरित ऋण/ अनुदान (संख्या) Disbursing Loans/ Grants (Nos.)	संवितरित राशि (₹ करोड़ में) Amount disbursed (₹ in Crores)
ऋण	LOANS		
बहुपक्षीय	Multilateral		
एशियाई विकास बैंक	Asian Development Bank	84	25,364.96
एशियाई अवसंरचना निवेश बैंक	Asian Infrastructure Investment Bank	23	5,683.98
यूरोपीय निवेश बैंक	European Investment Bank	12	3,543.42
अंतर्राष्ट्रीय पुनर्निर्माण एवं विकास बैंक	Intl. Bank for Reconstruction and Development	90	30,243.59
अंतर्राष्ट्रीय विकास संगठन	International Development Association	7	829.18
अंतर्राष्ट्रीय कृषि विकास निधि	International Fund for Agricultural Development	9	322.93
न्यू डेवलपमेन्ट बैंक	New Development Bank	18	4,461.95
अंतर्राष्ट्रीय विकास ओपेक कोष	OPEC Fund for International Development	1	117.57
कुल	Total	244	70,567.58
द्विपक्षीय	Bilateral		
फ्रांस	France	15	2,004.14
जर्मनी	Germany	56	4,876.56
जापान	Japan	178	26,811.50
रूसी परिसंघ	Russian Federation	5	4,543.47
कुल	Total	254	38,235.67
कुल (ऋण)	Total(Loans)	498	108,803.25
अनुदान	GRANTS		
बहुपक्षीय	Multilateral		
एशियाई विकास बैंक	Asian Development Bank	7	9.69
जीईएफ-यूएनडीपी	GEF-UNDP	3	5.90
ग्लोबल फंड	Global Fund	6	489.05
अंतर्राष्ट्रीय पुनर्निर्माण एवं विकास बैंक	Intl. Bank for Reconstruction and Development	1	20.49
अंतर्राष्ट्रीय कृषि विकास निधि	International Fund for Agricultural Development	3	16.80
यूएनडीपी	U. N. D.P.	7	0.67
कुल	Total	27	542.60
द्विपक्षीय	Bilateral		
फ्रांस	France	3	23.56
जर्मनी	Germany	37	74.29
जापान	Japan	4	10.20
कुल	Total	44	108.05
कुल (अनुदान)	Total(Grants)	71	650.65
कुल योग (ऋण + अनुदान)	Grand Total (Loans+Grants)	569	109,453.90

**2024-25 के दौरान (सरकारी खाते पर) हस्ताक्षरित एजेंसीवार समझौते
AGENCY-WISE AGREEMENTS SIGNED (on Government Account) DURING 2024-2025**

स्रोत	Source	हस्ताक्षरित ऋण / अनुदान संख्या Loans/Grants Signed (Nos.)	ऋण मुद्रा Loan Currency	राशि (ऋण मुद्रा मिलियन में) Amount (LC In Million)
बहुपक्षीय	Multilateral			
एशियाई विकास बैंक	Asian Development Bank	2	JPY	153,358.00
एशियाई विकास बैंक	Asian Development Bank	14	USD	2,226.86
एशियाई अवसंरचना निवेश बैंक	Asian Infrastructure Investment Bank	1	USD	85.00
यूरोपीय निवेश बैंक	European Investment Bank	3	EUR	640.00
अंतर्राष्ट्रीय पुनर्निर्माण एवं विकास बैंक	International Bank for Reconstruction and Development	3	JPY	195,608.50
अंतर्राष्ट्रीय पुनर्निर्माण एवं विकास बैंक	International Bank for Reconstruction and Development	11	USD	3,295.50
अंतर्राष्ट्रीय विकास संगठन	International Development Association	1	USD	31.50
अंतर्राष्ट्रीय कृषि विकास निधि	International Fund for Agricultural Development	1	USD	100.00
न्यू डेवलपमेन्ट बैंक	New Development Bank	3	USD	419.05
यूएनडीपी	U. N. D.P.	1	USD	4.48
कुल	Total	40		
द्विपक्षीय	Bilateral			
फ्रांस	France	3	EUR	204.75
जर्मनी	Germany	1	EUR	340.00
जापान	Japan	14	JPY	276,220.00
कुल	Total	18		
कुल योग	Grand Total	58		

**2024-25 के दौरान मूलधन (सरकारी खाते पर) की एजेंसी-वार चुकौती
AGENCY-WISE REPAYMENT OF PRINCIPAL (on Government Account) DURING 2024-2025**

स्रोत	Source	प्रभावित ऋणों की संख्या No of Loans Effected	राशि (₹ करोड़ में) Amount (Rs. In Crore)
बहुपक्षीय	Multilateral		
एशियाई विकास बैंक	Asian Development Bank	156	13,610.34
एशियाई अवसंरचना निवेश बैंक	Asian Infrastructure Investment Bank	9	1,239.64
ईईसी (एसएसी)	E.E. C.(SAC)	1	10.06
यूरोपीय निवेश बैंक	European Investment Bank	4	421.87
अंतर्राष्ट्रीय पुनर्निर्माण एवं विकास बैंक	International Bank for Reconstruction and Development	97	10,088.06
अंतर्राष्ट्रीय विकास संगठन	International Development Association	362	18,736.19
अंतर्राष्ट्रीय कृषि विकास निधि	International Fund for Agricultural Development	36	247.36
न्यू डेवलपमेन्ट बैंक	New Development Bank	8	741.00
अंतर्राष्ट्रीय विकास ओपेक निधि	OPEC Fund for International Development	2	18.76
कुल	Total	675	45,113.28
द्विपक्षीय	Bilateral		
फ्रांस	France	61	695.20
जर्मनी	Germany	150	2,687.28
जापान	Japan	172	6,812.07
रूसी परिसंघ	Russian Federation	2	62.61
संयुक्त राष्ट्र अमेरिका	United States of America	15	73.72
कुल	Total	400	10,330.88
कुल योग	Grand Total	1075	55,444.16

2024-25 के दौरान (सरकारी खाते पर) प्रतिबद्धता शुल्क का एजेंसी-वार भुगतान
AGENCY-WISE PAYMENT OF COMMITMENT CHARGES (on Government Account) DURING 2024-2025

स्त्रोत	Source	राशि (₹ करोड़ में) Amount (Rs. In Crore)
बहुपक्षीय	Multilateral	
एशियाई विकास बैंक	Asian Development Bank	83.73
एशियाई अवसंरचना निवेश बैंक	Asian Infrastructure Investment Bank	83.22
अंतर्राष्ट्रीय पुनर्निर्माण एवं विकास बैंक	International Bank for Reconstruction and Development	183.13
न्यू डेवलपमेन्ट बैंक	New Development Bank	26.61
अंतर्राष्ट्रीय विकास ओपेक निधि	OPEC Fund for International Development	2.82
कुल	Total	379.51
द्विपक्षीय	Bilateral	
जर्मनी	Germany	56.56
जापान	Japan	3.57
कुल	Total	60.13
कुल योग	Grand Total	439.64

भाग-II — बाह्य वित्तपोषण का विवरण

PART-II — DETAILS OF EXTERNAL FUNDING

वर्ष 2024-2025 के दौरान देशवार/संस्थावार पूरी तरह से चुकता
ऋण/उधार के ब्यौरे दर्शाने वाला विवरण (सरकारी ऋण)
**STATEMENT SHOWING COUNTRY/INSTITUTION-WISE DETAILS OF
FULLY REPAID LOANS/CREDITS DURING 2024-2025 (GOVT. LOANS)**

क्र. संख्या Sl. No.	ऋण ब्यौरा/योजना वार Loan Details/Planwise	प्राप्त ऋण Loan Availed	चुकता ऋण Loan Repaid	ब्याज/अन्य प्रभारों की अदायगी Interest/Other Charges Paid
एशियन डेवलपमेंट बैंक				
मुद्रा: अमरीकी डॉलर हजारों में				
Asian Development Bank				
Currency : Thousands U S Dollars				
1997-2002 Ninth Five Year Plan				
1	1704-IND Karnataka Ur. Dev.& Coastal Environment Management (May 19 2000)	145000	145000	41220
Total		145000	145000	41220
2007-2012 Eleventh Five Year Plan				
2	2536-IND Mizoram Public Resource Management Program (Sep 17 2009)	94000	94000	9809
3	2537-IND Developing Public Resource Management Project in Mizoram (Sep 17 2009)	1259	1259	165
Total		95259	95259	9974
Grand Total		240259	240259	51194
फ्रांस				
मुद्रा: यूरो हजारों में				
France				
Currency : Thousands Euros				
1985-1990 Seventh Five Year Plan				
1	FRGL2701E FF 1130 Million Protocol dt.24.6.88 (Jun 24 1988)	17369	17369	7113
Total		17369	17369	7113
1991-1992 Yearly Plan				
2	FRGL3601E GSI-Implim. of Data Base - Multi Metal Exploration (Feb 22 1992)	1479	1479	1157
Total		1479	1479	1157
1997-2002 Ninth Five Year Plan				
3	FRGL4301E Imphal Sewerage Project-Manipur (Dec 4 2001)	8735	8735	2929
4	FRGL4401E Geological Survey of India (Dec 4 2001)	915	915	319
5	FRGL4402E Indian Bureau of Mines (Dec 4 2001)	981	981	340
Total		10631	10631	3588
Grand Total		29480	29480	11858
जर्मनी				
मुद्रा: यूरो हजारों में				
Germany				
Currency : Thousands Euros				
2012-2017 Twelfth Five Year Plan				
1	10015554E Green Energy Coridors Intra State Transmission System in HP (Oct 5 2015)	16700	16700	1083
2	18993416 Chennai Water Production and Demand Management Programe-I (Jun 28 2016)	17000	17000	1002
Total		33700	33700	2085
Grand Total		33700	33700	2085
अन्तरराष्ट्रीय पुनर्निर्माण और विकास बैंक (आई बी आर डी)				
मुद्रा: अमरीकी डॉलर हजारों में				
International Bank for Reconstruction and Development				
Currency : Thousands U S Dollars				
2002-2007 Tenth Five Year Plan				
1	4725-IN Second Andhra Pradesh Economic Reform Programm (Feb 13 2004)	110000	110000	35324
2	4730-IN Karnataka Urban Water Sector Improvement Project (Feb 18 2005)	36487	36487	7612
3	4749-IN India : Hydrology Project-Phase II (Jan 19 2006)	91555	91555	10791
4	4750-IN Madhya Pradesh Water Sector Restructuring Project (Nov 30 2004)	387402	387402	48590
5	4753-IN Rural Road Project (Nov 8 2004)	99500	99500	12004

क्र. संख्या Sl. No.	ऋण ब्यौरा/योजना वार Loan Details/Planwise	प्राप्त ऋण Loan Availed	चुकता ऋण Loan Repaid	ब्याज/अन्य प्रभारों की अदायगी Interest/Other Charges Paid
6	4756-IN Orissa Socio-Economic Development Programme (Nov 10 2004)	85000	85000	25756
7	4764-IN Lucknow-Muzaffarpur National Highway Project (Nov 18 2005)	620000	620000	107379
Total		1429944	1429944	247457
Grand Total		1429944	1429944	247457
अन्तरराष्ट्रीय विकास संघ (आई डी ए)				
मुद्रा: अमरीकी डॉलर हजारों में				
International Development Association				
Currency : Thousands U S Dollars				
1974-1978 Fifth Five Year Plan				
1	0502-IN Rajasthan Command Area Development Project (Jul 31 1974)	83000	83000	17169
2	0520-IN Sindhri Fertilizer Project (Dec 18 1974)	91000	91000	20929
3	0521-IN Rajasthan Dairy Development Project (Dec 18 1974)	23315	23315	4713
4	0522-IN M.P. Dairy Development Project (Dec 18 1974)	16400	16400	3377
5	0526-IN Drought Prone Areas Project (Jan 24 1975)	35000	35000	7608
6	0528-IN Tenth Industrial Imports Credit (Feb 14 1975)	200000	200000	48725
7	0532-IN Godavari Barrage Project (Mar 7 1975)	45000	45000	9956
8	0540-IN Agriculturel Refinance Corporation Credit (Apr 28 1975)	75000	75000	17427
9	0541-IN West Bengal Agrl. Development Project (Apr 28 1975)	34000	34000	7268
10	0562-IN Chambal Command Area Development Project (Jun 30 1975)	24000	24000	5112
11	0572-IN Rural Electrification Project (Jul 23 1975)	57000	57000	12392
12	0582-IN Thirteenth Railway Project (Aug 26 1975)	110000	110000	25753
13	0585-IN UP Water Supply and Sewerage Project (Sep 25 1975)	31577	31577	6680
Total		825292	825292	187109
Grand Total		825292	825292	187109
मुद्रा: विशेष आहरण अधिकार हजारों में				
Currency : Thousands Special Drawing Right				
1985-1990 Seventh Five Year Plan				
14	2064-IN Industrial Tech.Dev.Project (Dec 8 1989)	42559	42559	5747
15	2076-IN Punjab Irrigation & Drainage Project (Feb 9 1990)	114000	114000	15991
Total		156559	156559	21738
1990-1991 Yearly Plan				
16	2100-IN Integrated Watershed Development (H) Project (Jan 11 1991)	47889	47889	6678
17	2115-IN Hyderabad Watersupply & Sanitation Project (May 23 1990)	58815	58815	8830
18	2130-IN Technical Education Project I (Aug 13 1990)	163504	163504	22953
19	2131-IN Integrated Watershed Dev.Plains (Aug 22 1990)	40732	40732	5753
20	2133-IN Seventh Population Project (Oct 23 1990)	49331	49331	7432
Total		360271	360271	51646
1992-1997 Eighth Five Year Plan				
21	2930-IN Capacity Bldg.Tech.Assist (Mar 14 1997)	30789	30789	3806
22	2936-IN Tuberculosis control Project (Mar 14 1997)	89174	89174	10745
Total		119963	119963	14551
1997-2002 Ninth Five Year Plan				
23	2942-IN Rural Women's Dev.& Empowerment (Sep 14 1998)	6706	6706	823
24	2950-IN A.P. Hazard Mitigation & E.C.R.Pj (Jun 3 1997)	64925	64925	9183
25	2952-IN Third A.P. Irrigation Project (Jun 3 1997)	106356	106356	15462
Total		177987	177987	25468
Grand Total		814781	814781	113402

क्र. संख्या Sl. No.	ऋण ब्यौरा/योजना वार Loan Details/Planwise	प्राप्त ऋण Loan Availed	चुक्ता ऋण Loan Repaid	ब्याज/अन्य प्रभारों की अदायगी Interest/Other Charges Paid
------------------------	--	----------------------------	--------------------------	--

जापान

मुद्रा: जापानी येन मिलियन में

Japan

Currency : Millions Japanese Yen

1992-1997 Eighth Five Year Plan				
1	IDP-094 Srisailam Left bank P.S.P.II (Feb 28 1995)	22471	22471	10329
2	IDP-095 Srisailam Left bank T. P.S. Project (Feb 28 1995)	7494	7494	3001
3	IDP-096 Assam Gas TPS & Tansmission (Feb 28 1995)	10552	10552	4826
4	IDP-097 Bakreswar T.P.S.& Extension Project (Feb 28 1995)	8337	8337	3571
5	IDP-098 Purulia Pumped Storage Project (Feb 28 1995)	20388	20388	6439
6	IDP-099 Kothagudem 'A' TPS Project (Feb 28 1995)	5084	5084	2206
7	IDP-100 National Highway Improvement Program II (Feb 28 1995)	3541	3541	1154
8	IDP-101 National Highway-24 Improvement Project (Feb 28 1995)	2795	2795	1007
9	IDP-103 Lake Bhopal Conservation & Management (Feb 28 1995)	6537	6537	2279
10	IDP-104 Rajasthan Forestry Development (Feb 28 1995)	4219	4219	1773
11	IDP-105 Industrial Pollution Control (WB) (Feb 28 1995)	955	955	340
Total		92374	92374	36924
Grand Total		92374	92374	36924

अन्तरराष्ट्रीय विकास के लिए ओपेक फंड

मुद्रा: अमरीकी डॉलर हजारों में

OPEC Fund for International Development

Currency : Thousands U S Dollars

2002-2007 Tenth Five Year Plan				
1	1026-P CIPET ExpansionProject (Jun 1 2005)	10922	10922	1711
Total		10922	10922	1711
Grand Total		10922	10922	1711

संयुक्त राज्य अमरीकी

मुद्रा: अमरीकी डॉलर हजारों में

United States of America

Currency : Thousands U S Dollars

1980-1985 Sixth Five Year Plan				
1	386-T-228A Rajasthan Medium Irrigation Dt.15-12-80 (Dec 15 1980)	20000	20000	14089
2	386-T-235 MP Minor Irrigation Project (Jul 30 1983)	31400	31400	19508
Total		51400	51400	33597
Grand Total		51400	51400	33597

दिनांक 31 मार्च, 2025 तक प्राप्त देशवार/संस्थावार पूरी तरह से संवितरित ऋण/उधार (सरकारी ऋण)
के ब्यौरे दर्शाने वाला विवरण जिसके लिए ऋण शोधन चल रहा है

**STATEMENT SHOWING DETAILS OF COUNTRY/INSTITUTION-WISE FULLY DISBURSED LOANS/
CREDITS RECEIVED UPTO MARCH 31, 2025 (GOVT. LOANS) FOR WHICH DEBT. SERVICES IS ONGOING**

क्र. संख्या	ऋण ब्यौरा/योजना वार	31.3.2025 तक प्राप्त की गई ऋण राशि	मूलधन की पुनःआदायगी Principal Repaid		31.3.2025 को बकाया ऋण	ब्याज और अन्य प्रभारों की आदायगी Payment of Interest & Other Charges	
Sl. No.	Loan Details/ Planwise	Loan Amt. Availed Upto 31/03/2025	During 2024-2025 के दौरान	Upto 31/03/2025 तक	Closing Debt Outstanding as on 31.3.2025	During 2024-2025 के दौरान	Upto 31/03/2025 तक

एशियन डेवलपमेंट बैंक
मुद्रा: अमरीकी डॉलर हजारों में
Asian Development Bank
Currency : Thousands U S Dollars

2017-2018 For Financial Year

1	3386-IND Uttar Pradesh Major District Roads Improvement Project (Jun 27 2017)	195000	9759	33968	161032	10735	29302
2	3534-IND Rajasthan State Highway Investment Program-Project 1 (Jul 3 2017)	193763	0	0	193763	12314	39107
3	3549-IND Sustainable Coastal Protection and Management Investment Program - Project (Oct 26 2017)	46246	3083	7708	38539	2514	7856
4	3563-IND Second West Bengal Development Finance Program (Oct 24 2017)	300000	25000	112500	187500	12524	50467
5	3611-IND Second Rural Connectivity Investment Program - Project 1 (Jan 30 2018)	190730	9536	19073	171657	11376	32530
6	3612-IND Bihar Urban Development Investment Program Tranche 2 (Feb 23 2018)	34102	1705	3410	30692	2039	5593
7	3623-IND Railway Sector Investment Program-Project 3 (Mar 16 2018)	120000	8000	16000	104000	6770	19072
Total		1079842	57084	192659	887182	58271	183925

2018-2019 For Financial Year

8	3624-IND Assam Urban Infra Investment Ptoqram - Project 2 (Mar 8 2019)	23424	1171	1171	22253	1472	3666
9	3689-IND Kolkata Environmental Improvement Investment Program - Tranche-3 (Oct 3 2018)	71431	4790	6684	64747	3956	9273
10	3690-IND SASEC Road Connectivity Investment Program- Proj 2 (Oct 1 2018)	120873	8058	12087	108786	7007	18200
11	3703-IND Second Rural connectivity Investment Program -Project 2 (Oct 5 2018)	86885	4344	6516	80369	5052	15626
12	3717-IND Infrastructure Development Investment Program for Tourism- Project-4 (Dec 10 2018)	19044	339	497	18547	1154	3351
13	3726-IND Karnataka Integrated Urban Water Management Investment Program-Project-2 (Nov 27 2018)	64989	3125	3125	61864	3892	8483
14	3733-IND Himachal Pradesh Clean Energy Transmission Invest Prog Proj-3 (Nov 16 2018)	79927	3996	3996	75930	5045	12134
15	3755-IND Assam Integrated Flood and Riverbank Erosion Risk Management Invest.Prog.-2 (Dec 13 2018)	37599	2507	2507	35093	2314	5963
Total		504173	28331	36584	467590	29891	76695

2020-2021 For Financial Year

16	3915-IND COVID-19 Active Response and Expenditure Support Program (Apr 28 2020)	500000	30521	42865	457135	30651	73503
17	3916-IND COVID-19 Active Response and Expenditure Support Program (Apr 28 2020)	1000000	495156	695421	304579	43760	129465
18	3917-IND Maharashtra Rural High Voltage Distribution System Expansion Program (Oct 19 2020)	322048	0	0	322048	20197	43115
19	3964-IND Delhi-Meerut regional rapid transit system investment project-project-1 (Sep 8 2020)	500000	0	0	500000	31336	77395

क्र. संख्या	ऋण ब्यौरा/योजना वार	31.3.2025 तक प्राप्त की गई ऋण राशि	मूलधन की पुनःअदायगी Principal Repaid		31.3.2025 को बकाया ऋण	ब्याज और अन्य प्रभारों की आदायगी Payment of Interest & Other Charges	
Sl. No.	Loan Details/ Planwise	Loan Amt. Availed Upto 31/03/2025	During 2024-2025 के दौरान	Upto 31/03/2025 तक	Closing Debt Outstanding as on 31.3.2025	During 2024-2025 के दौरान	Upto 31/03/2025 तक
20	4004-IND West Bengal Public Finance Management Reform Programm (Dec 2 2020)	50000	4167	4167	45833	3255	5369
21	6036-IND Himachal Pradesh Subtropical Horticulture Readiness Project (HPSHIVA-PRF) (Dec 30 2020)	8918	743	743	8175	543	1133
Total		2380966	530587	743197	1637770	129742	329981
2021-2022 For Financial Year							
22	4138-IND Industrial Corridor Development Progarm- Subprogram 1 (Nov 25 2021)	250000	0	0	250000	15684	32585
23	4158-IND Sustainable Urban Development and Service Delivery Program- Subprogram 1 (Dec 17 2021)	350000	0	0	350000	21695	47399
Total		600000	0	0	600000	37379	79985
2022-2023 For Financial Year							
24	4275-IND Strengthening Multimodal and Integrated Logistics Ecosystem Program (Dec 23 2022)	250000	0	0	250000	15525	23708
Total		250000	0	0	250000	15525	23708
1997-2002 Ninth Five Year Plan							
25	1813-IND Calcutta Environmental Improvement Project (Dec 18 2001)	162707	16618	144360	18347	1952	43081
26	1826-IND Gujarat Earthquake Rehabilitation and Reconstructi (Apr 26 2001)	315143	17957	161312	153831	10475	141830
27	1839-IND Western Transport Corridor Project (Dec 14 2001)	145602	13651	122471	23130	2100	55133
Total		623452	48226	428144	195308	14528	240044
2002-2007 Tenth Five Year Plan							
28	1870-IND WB Corridor Development Project (Dec 10 2002)	79207	7334	62230	16977	1411	22846
29	1944-IND East-West Corridor Project (Aug 25 2003)	320000	27302	238898	81102	6383	93358
30	1981-IND Railway Sector Improvement Project (Apr 21 2004)	201915	16692	140830	61085	4615	53258
31	2018-IND Rural Roads Sector - I Project (Nov 25 2004)	366442	28250	242766	123676	9093	102527
32	2029-IND National Highways Sector-I Project (Oct 27 2004)	399602	30796	264781	134821	9897	110360
33	2046-IND Urban Water Supply & Environment Imp. in M.P. (Mar 9 2005)	158023	12462	103467	54557	4011	39048
34	2050-IND Chattisgarh State Roads Dev. (Sector) Project (Dec 14 2004)	160420	12594	105285	55135	4054	39581
35	2142-IND Assam Governance and Public Resource Devl. Proj. (Dec 16 2004)	22032	1510	11829	10204	710	5652
36	2151-IND Infrastructure Rehabilitation Project in J& K. (Mar 17 2005)	250000	16930	135632	114368	7958	62051
37	2154-IND National Highway Sector-II Project. (Dec 15 2005)	388345	26016	212603	175742	12229	94492
38	2159-IND Chhattisgarh Irrigation Dev. Project (Mar 20 2006)	32444	2244	17271	15173	1056	8327
39	2166-IND Tsunami Emergency Assistance (Sector) Project (May 12 2005)	98268	3135	23280	74988	4845	31541
40	2226-IND Kerala Sustainable Urban Dev. Project (Dec 8 2006)	113881	7509	56555	57326	3948	33105
41	2248-IND Rural Roads Sector II Investment - Program 1 (Aug 29 2006)	173909	9982	78711	95198	6438	52834
42	2293-IND Kolkata Environmental Imp. Project....supplementary (Feb 21 2007)	79062	8744	69409	9653	1027	13950
43	2309-IND Uttarakhand Power Sector Investment Program - Project 1 (Feb 22 2007)	22900	1273	9476	13424	901	6828
Total		2866452	212772	1773023	1093429	78577	769757
2007-2012 Eleventh Five Year Plan							
44	2308-IND Uttaranchal State Road Investment Prog (Oct 25 2007)	40353	2208	17072	23281	1561	10110
45	2312-IND North Karnataka Urban Sector Invest.Prog.(Proj.I) (Jan 23 2008)	23421	1298	9733	13688	926	5905
46	2323-IND Madhya Pradesh Power Sector Investment Program - Project 1 (TCE) (Apr 12 2007)	97265	4867	63195	34070	2364	20018
47	2324-IND Madhya Pradesh Power Sector Investment Program - Project 2 (DEE) (Apr 12 2007)	40746	2048	26412	14334	995	8070
48	2330-IND M.P. State Roads Sector Project.II (Jul 23 2007)	316831	15842	198019	118812	8179	63608
49	2331-IND Jammu & Kashmir Urban Sector Dev. Inv. Prog.(Proj.1) (Dec 28 2007)	37084	1975	14156	22927	1554	8707
50	2346-IND Madhya Pradesh Power Sector Investment Program (MFF) - Project 3. (Aug 23 2007)	141911	7105	88622	53289	3674	29797

क्र. संख्या	ऋण ब्यौरा/योजना वार	31.3.2025 तक प्राप्त की गई ऋण राशि	मूलधन की पुनःअदायगी Principal Repaid		31.3.2025 को बकाया ऋण	ब्याज और अन्य प्रभारों की आदायगी Payment of Interest & Other Charges	
Sl. No.	Loan Details/ Planwise	Loan Amt. Availed Upto 31/03/2025	During 2024-2025 के दौरान	Upto 31/03/2025 तक	Closing Debt Outstanding as on 31.3.2025	During 2024-2025 के दौरान	Upto 31/03/2025 तक
51	2347-IND Madhya Pradesh power sector Investment Program - Project 4 - (Mar 7 2008)	74159	3725	46220	27939	1926	14645
52	2366-IND Rajasthan Urban Sector Development Investment Program (Project-1) (Jan 17 2008)	50021	2607	19753	30268	1949	12874
53	2410-IND Uttarakhand Urban Sector Development Investment Program (Project-1) (Oct 23 2008)	56790	2906	19792	36998	2315	10997
54	2414-IND Rural Road Sector II Investment Program - Project 2 (Mar 28 2008)	38095	1891	14034	24061	1437	8550
55	2443-IND Bihar State Higways Project (Nov 10 2008)	351520	17576	202124	149396	9512	56986
56	2444-IND Orissa Integrated Irrigated Agriculture and Water Management Investment Pro (Feb 25 2009)	16500	809	5258	11242	675	3558
57	2445-IND Rural Road Sector-II Investment Prog.--Prog.3 (Nov 10 2008)	121730	5755	41750	79980	4754	26492
58	2456-IND Urban Water Supply & Environmental Imp. Proj. in M.P. (Suppl.) (Nov 10 2008)	51579	4275	32860	18720	1287	8477
59	2458-IND Uttarakhand State Road Investment Program-Project 2 (Feb 10 2009)	106930	4823	33966	72964	4481	22133
60	2461-IND Himachal Pradesh Clean Energy Development Investment Program (HPCEDIP) (Nov 10 2008)	141979	6752	48149	93830	5906	27826
61	2498-IND Uttarkhand Power Sector Invest. Program-Proj.2 (Feb 25 2009)	9307	452	3027	6280	388	2387
62	2502-IND Uttarkhand Power Sector Invest. Program-Proj.3 (Feb 25 2009)	25409	1164	7799	17609	1083	5295
63	2506-IND Rajasthan Urban Sector Dev. Invest.Program-Proj-2 (Feb 18 2009)	117260	5613	39254	78006	4637	24632
64	2520-IND MP Power Sector Investment Program (Proj.5) (May 27 2009)	134018	6755	73224	60794	3859	22653
65	2527-IND National Highway Corridor (Sector) I Project-Supplementary (Aug 4 2009)	100000	8163	64254	35746	2454	15839
66	2528-IND National Eastern Region Capital Cities Dev. Investment Prog.- Project 1 (Aug 4 2009)	24955	1087	7104	17851	1103	4990
67	2535-IND rural road sector II invest. prog. 4 (Sep 3 2009)	185000	7933	54703	130297	7900	40570
68	2578-IND South Asia Tourism Infrastructure Development Project - India Portion (Oct 4 2010)	10396	461	2819	7577	468	2066
69	2592-IND Assam Power Sector Enhancement Invest. program--Project 1 (Feb 15 2010)	44205	3473	23607	20598	1311	8028
70	2594-IND Jharkhand State Roads Project (Jul 16 2010)	165911	7218	47363	118548	7253	33177
71	2596-IND Himachal Pradesh Clean Energy Development Investment Program-Project-2 (Mar 12 2010)	50844	2085	13772	37072	2307	10347
72	2638-IND North Karnataka Urban Sector In vest. Prog. Proj.2 (Dec 16 2010)	116072	4560	28471	87602	5325	23613
73	2651-IND Rural Roads Sector II Investment Program (Project-5) (Aug 2 2010)	192258	7478	48604	143654	8818	40656
74	2663-IND Bihar State Highway II Project (Dec 22 2010)	246273	9731	59349	186924	11577	53112
75	2676-IND Infrastructure Development Investment Program for Tourism - Project 1 reg. (Jul 20 2011)	43423	1718	10422	33001	1968	9221
76	2677-IND Assam Power Sector Enhancement Investment Prog. Project-2 (Jan 17 2011)	63121	4277	26507	36614	2420	11875
77	2679-IND Sustainable Coastal Protection and Management Investment Program Proj.1 (Aug 17 2011)	36484	1439	8833	27650	1649	7924
78	2681-IND Bihar Power System Improvement Project (Jun 15 2011)	116217	4442	24225	91992	5789	22176
79	2684-IND Assam Integrated Flood and Riverbank Erosion Risk Management Invest. Prog. (May 10 2011)	42009	1614	8591	33418	2098	8991
80	2687-IND Himachal Pradesh Clean Energy Development Investment Program - Project-3 (Jan 17 2011)	177849	6595	41282	136567	8594	38541
81	2705-IND kamataka State Highway Improvement Project (Jul 20 2011)	263192	9941	57335	205857	12924	53342
82	2725-IND Rajasthan Urban Sector Dev Investment Program. Proj.3 (Mar 17 2011)	52604	2054	13144	39460	2353	11858
83	2732-IND M.P. Power Sector Investment Prog Proj.6 (May 10 2011)	55355	2153	13994	41361	2562	12342
84	2736-IND M.P. State Roads Project.III (Jun 15 2011)	222115	11130	99680	122434	7941	40231
85	2764-IND Madhya Pradesh Energy Efficiency Imp. Invest. Prog. Project. (Aug 17 2011)	146074	5483	32536	113538	7012	31970
86	2778-IND Gujarat Solar Power Corporation Ltd. (Feb 27 2012)	65617	3293	27742	37875	2442	12642
87	2794-IND Himachal Pradesh Clean Energy Trasmission Investment Pgm. Pj. I (Dec 15 2011)	111936	4027	22216	89721	5433	23780
88	2800-IND Assam Power Sector Enhancement Investment Program (MFF) - Project-3 (Feb 27 2012)	29961	1835	10621	19340	1283	6119
89	2806-IND Assam Urban Infrastructure Investment Prog. Project-1 (Mar 9 2012)	46250	1717	7983	38267	2309	8875
90	2830-IND M.P. Energy Efficiency Improvement Investment Program (MFF) Project-2 (Feb 27 2012)	149014	5049	28170	120844	7616	32844

क्र. संख्या	ऋण ब्यौरा/योजना वार	31.3.2025 तक प्राप्त की गई ऋण राशि	मूलधन की पुनःअदायगी Principal Repaid		31.3.2025 को बकाया ऋण	ब्याज और अन्य प्रभारों की आदायगी Payment of Interest & Other Charges	
Sl. No.	Loan Details/ Planwise	Loan Amt. Availed Upto 31/03/2025	During 2024-2025 के दौरान	Upto 31/03/2025 तक	Closing Debt Outstanding as on 31.3.2025	During 2024-2025 के दौरान	Upto 31/03/2025 तक
91	2837-IND Agribusiness Infrastructure Dev. Investment Prog. Proj.2 (Jan 18 2012)	525	18	103	423	27	222
Total		4750568	219421	1787845	2962723	186396	959072
2012-2017 Twelfth Five Year Plan							
92	2770-IND North Eastern State Roads Invest. Program-Project 1 (Jul 9 2012)	74478	2748	13241	61237	3773	13637
93	2793-IND Railway Sector Investment Program-Tranche-1 (Jul 9 2012)	150000	5326	31321	118679	7436	33538
94	2797-IND Uttarakhand Urban Sector Development Investment Program (Project-2) (Jan 31 2013)	50196	1703	9449	40747	2602	10519
95	2833-IND Infrastructure Development Investment Program for Tourism-Project 2. (Apr 2 2012)	30855	1046	5824	25030	1590	6547
96	2834-IND North Eastern Region Capital Cities Dev. Investment Prog project-2 (Nov 19 2012)	56548	1935	10244	46304	2918	11384
97	2861-IND Bihar Urban Development Investment Program-project 1 (Mar 25 2013)	25400	885	4227	21173	1275	5490
98	2881-IND Rural Connectivity Investment Program (proj-I) (Apr 2 2013)	225537	7224	40106	185432	12024	56188
99	2882-IND North Karnataka Urban Sector Investment Program-Project-3 (Sep 9 2013)	43368	2168	16263	27105	1744	9294
100	2894-IND Bihar State Highway II Project (Additional Financing) (Aug 12 2013)	182166	9330	65544	116622	7619	37289
101	2914-IND Himachal Pradesh Clean Energy Development Investment Program-Proj-4 (Nov 19 2012)	50702	1616	9217	41485	2723	14699
102	2924-IND Uttarakhand Power Sector Investment Program - Project 4 (Jun 4 2013)	7281	222	1181	6100	400	2139
103	2925-IND Jammu & Kashmir Urban Sector Dev. Investment Perogram Project-2 (May 16 2013)	78300	2507	13953	64347	4214	18321
104	2926-IND West Bengal Development Finance Program (Nov 6 2012)	400000	42233	274496	125504	9539	66063
105	2981-IND Chhattisgarh State Road Sector Project (Feb 26 2014)	246954	7577	38665	208289	13510	52801
106	3001-IND Himachal Pradesh Clean Energy Transmission Investment Program-Proj-2 (Sep 29 2014)	78350	2411	12074	66276	4154	17307
107	3033-IND Supporting Human Capital Development in Meghalaya (Jan 23 2014)	82843	2437	11198	71645	4438	16976
108	3040-IND Uttarakhand State Road Investment Program Proj-3 (Dec 24 2013)	124873	6244	40584	84289	5287	26810
109	3052-IND Rajasthan Renewable Energy Tranmission Investment Program - Project 1 (Sep 12 2014)	50215	2512	16304	33911	2127	10657
110	3053-IND Kolkata Environment Improvement Investment Program - Project-1 (Mar 3 2014)	69499	2027	9913	59586	3828	15918
111	3055-IND Uttarakhand Emergency Assistance Project (Feb 5 2014)	168344	8417	50503	117841	7790	33880
112	3062-IND Jaipur Metro Rail Line 1 - Phase B Project (May 29 2014)	119262	7951	23852	95409	6346	23918
113	3065-IND Rural Connectivity Investment Program (Project 2) (Feb 11 2014)	220928	11046	66278	154649	10121	47080
114	3066-IND MP Power Transmission and Distribution System Imp. Project (Feb 17 2014)	255364	12917	74526	180838	11928	48751
115	3073-IND North Eastern State Roads Investment Program - Project 2 (Feb 17 2014)	125200	6543	33596	91604	5995	20435
116	3088-IND North Karnataka Urban Sector Investment Program - Project-4 (Sep 16 2014)	42559	2128	12768	29791	1950	9191
117	3108-IND Railway Sector Investment Program(Project 2) (Feb 17 2014)	116741	5845	34915	81826	5313	25090
118	3118-IND SASEC Road Connectivity Investment Program (Tranche-1) (Mar 26 2015)	296136	15917	70534	225602	13960	51256
119	3132-IND Jammu and Kashmir Urban Sector Development Investment Program-Project-3 (Dec 30 2014)	45082	2254	12398	32685	2150	9946
120	3140-IND Assam Power Sector Investment Program (Project-1) (Feb 20 2015)	39115	1956	10757	28358	1879	8367
121	3148-IND Karnataka Integrated Urban Water Management Investment Program-Project-1 (Dec 30 2014)	75000	3805	21732	53268	3391	13914
122	3172-IND Karnataka Integrated & Sustainable Water Resources Mgt Inves. Pgm. Prj 1 (May 7 2015)	25099	1261	6191	18908	1269	4548
123	3182-IND Rajasthan Urban Sector Development Program (Sep 11 2015)	250000	22917	135417	114583	8271	35929
124	3183-IND Rajasthan Urban Sector Development Project (Sep 11 2015)	109570	5520	26768	82802	5544	19935
125	3187-IND Punjab Development Finance Program (Nov 28 2014)	200000	17040	84734	115266	8023	33976
126	3188-IND Supporting Kerala Addl. Skill Acquisition Program in Post Basic Education (Nov 27 2014)	100000	6724	36118	63882	4207	19670
127	3189-IND Madhya Pradesh District Connectivity Sector Project (Feb 20 2015)	298905	14945	74726	224179	14976	64053
128	3200-IND Assam Power Sector Enhancement Investment Program-Project 4 (Feb 20 2015)	37080	1854	9270	27810	1858	7440

क्र. संख्या	ऋण ब्यौरा/योजना वार	31.3.2025 तक प्राप्त की गई ऋण राशि	मूलधन की पुनःआदायगी Principal Repaid		31.3.2025 को बकाया ऋण	ब्याज और अन्य प्रभारों की आदायगी Payment of Interest & Other Charges	
Sl. No.	Loan Details/ Planwise	Loan Amt. Availed Upto 31/03/2025	During 2024-2025 के दौरान	Upto 31/03/2025 तक	Closing Debt Outstanding as on 31.3.2025	During 2024-2025 के दौरान	Upto 31/03/2025 तक
129	3223-IND Infrastructure Development Investment Program for Tourism _ Project 3 reg. (Sep 28 2015)	91739	6235	29392	62346	4163	14449
130	3257-IND Supporting National Urban Health Mission (Jul 28 2015)	300000	20000	90000	210000	13977	55347
131	3265-IND Orissa Integrated Irrigated Agri. & Water Mang. Invest. Prog.-Project 2 (Jun 7 2016)	65744	4383	21915	43829	2829	12943
132	3276-IND Second Jharkhand State Road project (Jun 3 2016)	91855	6124	27556	64298	4205	16889
133	3306-IND Rural Connectivity Investment Program Project-3 (Nov 6 2015)	230826	15388	69248	161578	10290	48583
134	3327-IND Assam Power Sector Investment Program Project-2 (Nov 7 2016)	24968	1248	4994	19975	1330	4376
135	3337-IND North Eastern Region Capital Cities Development Investment Prog Tranche 3 (Jan 28 2016)	56382	3759	15035	41347	2765	9595
136	3394-IND Climate Adaptation in Vennar Subbasin in Cauvery Delta Project (Jul 14 2016)	82312	1362	4086	78226	5083	16220
137	3413-IND Kolkata Environmental Improvement Investment Program Project-2 (Nov 21 2016)	177348	12488	33735	143613	8774	25872
138	3424-IND Visakhapatnam-Chennai Industrial Corridor Development Program (Feb 23 2017)	125000	10417	57292	67708	4493	19372
139	3437-IND Madhya Pradesh District Roads II Sector Project (Mar 22 2017)	345839	17359	59419	286420	18091	61366
140	8275-IND Rajasthan Renewable Energy Transmission Investment Program - Project 1 (Sep 12 2014)	71617	1432	2149	69469	176	1861
Total		6215581	351384	1823710	4391871	282348	1189829
Grand Total		19271034	1447806	6785161	12485873	832660	3852996

एशियाई अवसंरचना निवेश बैंक
मुद्रा: अमरीकी डॉलर हजारों में
Asian Infrastructure Investment Bank

Currency : Thousands U S Dollars

2017-2018 For Financial Year

1	0009-1-IND Andhra Pradesh 24x7 - Power for All Project (Jun 22 2017)	86366	6175	18408	67958	4597	17109
2	0025-1-IND Gujarat Rural Roads Project (Aug 4 2017)	329000	20003	60010	268990	18658	69415
Total		415366	26178	78417	336948	23255	86524

2018-2019 For Financial Year

3	L0020A-IND Madhya Pradesh Rural Connectivity Project (Jun 24 2018)	122892	1829	1829	121063	8709	26045
Total		122892	1829	1829	121063	8709	26045

2020-2021 For Financial Year

4	L0409A-IND COVID-19 Active Response and Expenditure Support Program (Jun 19 2020)	750000	78900	118350	631650	44310	105716
Total		750000	78900	118350	631650	44310	105716

2021-2022 For Financial Year

5	L0523A-IND Coordinated & Responsive Indian Social Protection Sys Pgm (Post-Covid) (Sep 3 2021)	500000	18500	18500	481500	31867	74940
Total		500000	18500	18500	481500	31867	74940

Grand Total		1788257	125407	217096	1571161	108141	293224
--------------------	--	----------------	---------------	---------------	----------------	---------------	---------------

ईईसी (एसएसी)
मुद्रा: ब्रिटिश पाउंड स्टर्लिंग हजारों में
E.E. C.(SAC)

Currency : Thousands British Pound Sterling

1979-1980 Yearly Plan

1	0025-IN Second ARDC Credit Project (Nov 5 1979)	30332	941	25215	5117	7	5590
Total		30332	941	25215	5117	7	5590
Grand Total		30332	941	25215	5117	7	5590

यूरोपियन निवेश बैंक
मुद्रा: यूरो हजारों में
European Investment Bank

Currency : Thousands Euros

2017-2018 For Financial Year

1	EIBGLN0003 86976-Bangalore Metro Rail Project - Line R6 - A (Oct 5 2017)	300000	10618	20296	279704	13137	21466
Total		300000	10618	20296	279704	13137	21466

क्र. संख्या	ऋण ब्यौरा/योजना वार	31.3.2025 तक प्राप्त की गई ऋण राशि	मूलधन की पुनःअदायगी Principal Repaid		31.3.2025 को बकाया ऋण	ब्याज और अन्य प्रभारों की आदायगी Payment of Interest & Other Charges	
Sl. No.	Loan Details/ Planwise	Loan Amt. Availed Upto 31/03/2025	During 2024-2025 के दौरान	Upto 31/03/2025 तक	Closing Debt Outstanding as on 31.3.2025	During 2024-2025 के दौरान	Upto 31/03/2025 तक

2012-2017 Twelfth Five Year Plan

2	EIBGLN0001 85486-Lucknow Metro Rail Project (Mar 30 2016)	200000	12121	48485	151515	6918	15900
3	EIBGLN0002 87206-Lucknow Metro Rail Project Finance Contract B (Mar 31 2017)	250000	15152	28788	221212	10595	21669
Total		450000	27273	77273	372727	17512	37569
Grand Total		750000	37891	97568	652432	30649	59035

फ्रांस
मुद्रा: यूरो हजारों में
France

Currency : Thousands Euros

2017-2018 For Financial Year

1	CIN109501W Smart City Projects (Mar 10 2018)	100000	6667	13333	86667	4525	11662
Total		100000	6667	13333	86667	4525	11662

2020-2021 For Financial Year

2	CIN114501S AfD COVID -19 Loan (Jun 18 2020)	200000	0	0	200000	1932	8159
Total		200000	0	0	200000	1932	8159

1985-1990 Seventh Five Year Plan

3	FRGL2702E FF 1130 Million Protocol dt.24.6.88 (Jun 24 1988)	42628	258	42164	464	13	16903
4	FRGL2703E FF 1130 Million Protocol dt.24.6.88 (Jun 24 1988)	4506	26	4420	87	2	2257
5	FRGL2801E FF 1600 Million Protocol dt.12.9.89 (Sep 12 1989)	150467	3379	144763	5704	162	65952
6	FRGL2901E FF 75.35 Million Debt relief dt.27.12.89 (Dec 27 1989)	6437	205	6345	93	5	2572
Total		204039	3867	197692	6347	182	87685

1991-1992 Yearly Plan

7	FRGL3604E SCCL-Blasting Gallery Method in GDK(FF149.4M) (Jan 23 1992)	10002	53	9981	21	1	4404
8	FRGL3605E Implementation of Indo-French Training Centre (Dec 24 1991)	755	9	753	2	0	351
Total		10757	62	10734	23	2	4754

1992-1997 Eighth Five Year Plan

9	FRGL3607E DOT-High Speed Digital Data Link(149.4M dt13.12.91 (Nov 5 1992)	2654	7	2651	3	0	1230
10	FRGL3608E Delhi Water Supply - Ozone Plant(149.4Mdt.13.12.91 (Dec 30 1992)	978	14	967	12	0	420
11	FRGL3609E Mapping & Control of Water Distri System-149.5M (Dec 18 1992)	246	4	232	14	0	88
12	FRGL3610E Pilot Proj. Solor Energy Based Minor Irrigation (May 21 1993)	777	17	771	6	0	349
13	FRGL3613E Setting up of Ground Water Data Base Mana. Pr. II (Jun 30 1993)	134	3	133	1	0	56
14	FRGL3614E Dynamic Regulation of Majalgaon Irrigation Pr. MH (Nov 30 1992)	531	14	525	6	0	217
15	FRGL3701E Supply of Short Circuit Generator Package(561.2M) (Jan 20 1993)	12530	295	12201	329	11	4649
16	FRGL3705E Import of Tech asst for setting up of mineral rese (Sep 9 1994)	555	14	530	25	1	189
17	FRGL3706E Database for multi-metal expl in some green stone (Sep 9 1994)	402	19	384	17	1	243
18	FRGL3707E Supply of Analytical & Geophysical equpt to GSI (Sep 9 1994)	739	37	726	14	1	507
19	FRGL3708E Implementation of Kottadih project to complete Project (Jan 13 1994)	1292	34	1278	14	1	473
20	FRGL3801E Singareni Collieries Co. Ltd. (Aug 2 1995)	3849	104	3637	212	3	428
21	FRGL3802E GSI-Regional Geochemical Invenry(223.3Mdt.1.12.94) (Mar 28 1995)	1614	46	1510	104	1	536
22	FRGL3803E Delhi Water Supply & Sewage Disposal Undertaking (Apr 30 1996)	7022	189	6277	745	8	1476
23	FRGL3804E Water Mangt Project for Jaipur(223.3Mdt.1.12.94) (Dec 18 1995)	3190	94	2708	482	5	859
24	FRGL4009E Improvement of Watersupply& Sewerage Sys-KN-376M (Apr 26 1996)	7454	182	6147	1307	19	1924
25	FRGL4013E BWSSB (Jan 30 1996)	779	19	620	159	2	357

क्र. संख्या	ऋण ब्यौरा/योजना वार	31.3.2025 तक प्राप्त की गई ऋण राशि	मूलधन की पुनःअदायगी Principal Repaid		31.3.2025 को बकाया ऋण	ब्याज और अन्य प्रभारों की आदायगी Payment of Interest & Other Charges	
			Loan Amt. Availed Upto 31/03/2025	During 2024-2025 के दौरान		Upto 31/03/2025 तक	Closing Debt Outstanding as on 31.3.2025
26	FRGL4014E Chennai Water Supply & Sewerage (Jan 30 1996)	6439	157	4538	1901	27	1486
27	FRGL4104E Upgradation/Augmentation of Kangchup Water Supply (Feb 26 1997)	4930	121	4331	599	3	784
Total		56117	1371	50168	5949	84	16271
1997-2002 Ninth Five Year Plan							
28	FRGL3901E AP Dairy Dev Co-op. Fedaration Ltd.(151Mdt.19.12.96 (Jun 5 1997)	2891	152	2194	698	1	63
29	FRGL4001E Installation of Fuse Gates in GU(376Mdt.30.1.96) (May 14 1997)	2576	57	2422	154	3	666
30	FRGL4002E Exploration of PGM in Orrisa(376Mdt.30.1.96) (May 26 1997)	655	16	604	51	1	245
31	FRGL4003E Settingup of Geo-Scientific Data Centre atGSI-376M (Jun 9 1997)	6346	155	5863	483	8	1302
32	FRGL4004E Envirenmental Mangmt of Mines&Waste Recoveries-376 (Jun 10 1997)	2494	61	2299	195	3	593
33	FRGL4005E Creation of Freshwater Prawn Hatchery-GU and MH (Dec 2 1997)	1348	33	1164	184	3	430
34	FRGL4007E Microunits for Quality Water Distribution-376M (Aug 13 1997)	1111	27	1029	83	1	300
35	FRGL4008E Fusegates System on Dams in GU-376M (May 17 1999)	5624	143	4925	698	11	1244
36	FRGL4031E NAMCHI Hospital Modernisation Project(Sikkim)-376M (Jul 1 1997)	3654	183	2938	716	11	927
37	FRGL4032E Equipments of SGPGIMS-UP-376M dt.30.1.96 (Aug 13 1997)	543	27	462	81	1	236
38	FRGL4101E Develp. of Costs Models for Mining Project-125M (Jun 19 1998)	234	6	204	29	0	57
39	FRGL4102E Setting up of Information of Tech. Mangmt. Sys-125 (Jun 22 1998)	3644	89	3202	443	2	568
40	FRGL4103E Supply of Drilling Equipmt to GSI Calcutta-125M (Feb 1 1999)	2430	59	2124	305	2	430
41	FRGL4105E Detailed Study for Rehabilitation of Rd-MN-125M (Oct 14 1997)	1162	28	1018	144	1	190
42	FRGL4106E Ground Water Exploration Project - Imphal-125M (May 27 1997)	705	17	614	91	0	140
43	FRGL4107E Seabase Breeding Culture Project.-TN-125M (Mar 8 1999)	575	14	474	100	1	110
44	FRGL4108E SGPGI-Supply&Implementation of Medical Equipmt-UP (Jan 25 1998)	4604	112	3940	664	3	884
45	FRGL4201E FF-105 Million Pt. dt.23.11.98,CMC-WB,LA-1 (Nov 23 1998)	5535	135	4616	919	5	1243
46	FRGL4202E GTTC-KAN-FF-105 Million Pt.dt.23.11.98,LA-2 (Nov 23 1998)	2144	52	1814	330	2	505
47	FRGL4203E GSI-CL-FF105 Million Protocol dt.23.11.98 (Nov 23 1998)	2894	71	2412	482	3	660
Total		51168	1439	44318	6850	62	10793
2002-2007 Tenth Five Year Plan							
48	FRGL4501E Digital mapping information sys. for Bangalore (Feb 4 2003)	4547	253	4042	505	18	1591
Total		4547	253	4042	505	18	1591
2007-2012 Eleventh Five Year Plan							
49	FRGL046E Reorganization of Urban Water Supply Scheme for Jodhpur- RJ (Feb 2 2012)	25873	1725	13799	12074	485	1626
50	FRGL047E Assam project on Forest & Biodiversity Conservation (Feb 22 2012)	30207	2014	16110	14097	40	459
Total		56080	3739	29909	26171	525	2085
2012-2017 Twelfth Five Year Plan							
51	CIN106201P Bangalore Metro Phase - II (Sep 3 2015)	200000	20000	90000	110000	6621	20862
52	CIN106401S Kochi Metro Project (Feb 7 2014)	180000	9000	54000	126000	6922	29323
53	CIN107501U Credit Facility Agreement for Nagpur Metro (Nov 17 2016)	130000	9041	26027	103973	5734	14785
54	FRGL048E Bangalore Metro Project CIN 1044 01 P (Feb 14 2013)	110000	7333	55000	55000	3107	20239
55	FRGL049E Reorganisation the Water Supply System of the city of Jodhpur- Phase II (Jul 17 2013)	23000	1533	10733	12267	487	1390
Total		643000	46908	235760	407240	22871	86599
Grand Total		1325707	64305	585956	739751	30199	229600

क्र. संख्या	ऋण ब्यौरा/योजना वार	31.3.2025 तक प्राप्त की गई ऋण राशि	मूलधन की पुनःअदायगी Principal Repaid		31.3.2025 को बकाया ऋण	ब्याज और अन्य प्रभारों की आदायगी Payment of Interest & Other Charges	
Sl. No.	Loan Details/ Planwise	Loan Amt. Aailed Upto 31/03/2025	During 2024-2025 के दौरान	Upto 31/03/2025 तक	Closing Debt Outstanding as on 31.3.2025	During 2024-2025 के दौरान	Upto 31/03/2025 तक

जर्मनी
मुद्रा: यूरो हजारों में
Germany

Currency : Thousands Euros

1974-1978 Fifth Five Year Plan

1	580392E Commodity Aid (Jun 24 1976)	38347	959	36908	1439	16	8635
2	580406E DM 25 M Capital goods Dt.24.6.76 (Jun 24 1976)	12782	320	12302	480	5	2788
3	581852E NLC Loan Dt.2.3.77 (Mar 2 1977)	7669	190	7194	476	5	2375
4	583413E DM 54 M Dt.24.6.76 BHEL (Oct 25 1977)	27098	677	25067	2031	19	6033
5	584436E Commodity Aid (Mar 20 1978)	38347	947	35033	3314	30	8554
6	584916E NLC Loan Dt 2.3.77 (Mar 2 1977)	30678	777	27951	2726	25	9700
7	586625E NLC Loan Dt.2.3.77 (Mar 2 1977)	3579	82	3207	372	3	1133
Total		158500	3952	147662	10838	104	39217

2017-2018 For Financial Year

8	15687022E Green Energy Corridors(GEC) Intra State Transmission System in Maharashtra (Dec 1 2017)	8263	1142	2855	5408	80	488
Total		8263	1142	2855	5408	80	488

2020-2021 For Financial Year

9	11553839E Covid-19 Social Protection Crisis Response Programme Phase II (Dec 16 2020)	210000	22104	22104	187896	307	1143
10	12656739E Climate Loan Kerala- (Programme) (Dec 22 2020)	100000	10526	10526	89474	0	0
11	13719594E Covid-19 Social Protection crisis Response Programme (Aug 21 2020)	250000	26315	39472	210528	207	862
Total		560000	58945	72102	487898	514	2005

1978-1979 Yearly Plan

12	585009E DM 35 M Capital Goods (Jun 26 1978)	17895	448	16328	1568	14	3706
13	586293E Commodity Aid (Dec 20 1978)	35790	895	32211	3579	32	8053
Total		53686	1343	48539	5147	46	11760

1979-1980 Yearly Plan

14	1931482E DM 230 M GNF Dt. 08.08.74 (Oct 5 1979)	51129	1263	43552	7577	64	13662
15	587826E DM 85 M Dt.29-6-79 Power Station Trombay (Jun 29 1979)	43460	1087	37481	5979	51	9732
16	588024E DM 70 M Commodity Aid (Jul 13 1979)	35790	885	31368	4423	38	8009
17	588717E DM 230 M Dt. 08.08.74 GNF (Oct 5 1979)	38347	959	33551	4796	41	10106
18	589500E DM 35 M Capital Goods (Jan 16 1980)	17895	442	15461	2434	21	3928
19	589942E DM 65 M BHEL Haridwar (Feb 29 1980)	26499	654	22899	3600	31	5736
Total		213121	5290	184313	28808	246	51174

1980-1985 Sixth Five Year Plan

20	1930958E Capital Goods (Jun 24 1980)	22497	562	19404	3093	26	33791
21	1931016E Comodity credit (Jun 23 1980)	20452	511	17640	2812	24	4552
22	1932950E ARDC III (Dec 17 1980)	31700	793	26945	4755	40	6749
23	1933051E DM 38M ARDC.III (Jun 23 1980)	19429	486	16515	2914	25	4314
24	1933752E Ocean Research Vessel (Feb 24 1981)	25565	632	21457	4108	34	5439
25	1933817E DM 532 M NLC.II (Mar 10 1981)	89987	2222	75544	14443	121	18464
26	1937065E DM 40 M Capital Goods (Dec 11 1981)	20452	511	16873	3579	30	4342
27	1937073E DM 45 M Com.Credit (Dec 11 1981)	23008	575	18982	4026	33	5077
28	1937197E DM 23 M RWS M.P. (Dec 28 1981)	11760	294	9702	2058	17	2417
29	1937669E DM 20 M BHEL (Feb 10 1982)	10226	253	8332	1894	16	2249
30	1938584E DM 532 M NLC II Loan (Apr 24 1982)	29655	741	24095	5560	46	6264
31	1938827E DM 240 M NTPC (May 29 1982)	86166	2148	70052	16114	133	18735

क्र. संख्या	ऋण ब्यौरा/योजना वार	31.3.2025 तक प्राप्त की गई ऋण राशि	मूलधन की पुनःअदायगी Principal Repaid		31.3.2025 को बकाया ऋण	ब्याज और अन्य प्रभारों की आदायगी Payment of Interest & Other Charges	
Sl. No.	Loan Details/ Planwise	Loan Amt. Availed Upto 31/03/2025	During 2024-2025 के दौरान	Upto 31/03/2025 तक	Closing Debt Outstanding as on 31.3.2025	During 2024-2025 के दौरान	Upto 31/03/2025 तक
32	1939122E Ocean Research Vessel (Jul 1 1982)	10226	253	8205	2021	17	2250
33	1941208E Commodity Credit (Dec 14 1982)	30678	767	24542	6136	50	4717
34	1941240E DM 40 M ARDC.III (Dec 17 1982)	20452	511	16361	4090	34	4503
35	1942050E Capital Goods (Feb 25 1983)	20452	505	16158	4294	35	4361
36	1942204E Commodity Credit Dt. 11.3.83 (Mar 11 1983)	15850	392	12521	3329	27	3436
37	1943170E DM 532 M. NLC II (Jun 7 1983)	79250	1981	62409	16841	137	17124
38	1944258E Capital Goods Dt.12.9.83 (Sep 12 1983)	12782	316	9938	2844	23	2717
39	1944908E Commodity Credit (Oct 27 1983)	11248	281	8718	2531	21	2467
40	1948563E DM 190 M NTPC Korba (May 23 1984)	40903	1023	31189	9715	79	8738
41	1948571E DM 190 M NTPC Korba (27.472+27.472) (May 23 1984)	14046	366	10568	3478	28	3065
42	1948598E DM 10 M Commodity Aid (May 18 1984)	5113	128	3899	1214	10	1102
43	1949144E 532 M NLC II (Jun 25 1984)	23008	575	17543	5465	44	5085
44	1949527E DM 30 M Commodity Aid (Jul 6 1984)	15339	379	11545	3794	31	3352
45	2816679E DM 15 M Capital Goods (Aug 14 1984)	7669	189	5770	1899	15	1631
46	2817934E DM 20 M HUDCO (Nov 12 1984)	10226	256	7669	2556	21	2043
47	2818418E DM 19.6 M Commodity Aid (Dec 5 1984)	10021	251	7516	2505	20	2137
48	2822458E DM 60 M Capital Goods (Sep 24 1984)	30678	758	23100	7577	61	6485
49	2822733E DM 145 M NTPC(Ramagundam) (Sep 28 1984)	35079	911	25967	9112	73	7863
Total		783915	19570	629156	154759	1271	195472
1985-1990 Seventh Five Year Plan							
50	113219E NLC III Dt. 27.1.87 (Jan 27 1987)	6136	205	4295	1841	15	1133
51	2930250E DM 60 M Capital Goods (Jul 10 1985)	30678	758	22342	8335	67	6458
52	2930641E DM 20.4 M Commodity Aid (Aug 6 1985)	10430	261	7692	2738	22	2220
53	2930803E DM 8 M Cable termination Boxes Calcutta DOT (Aug 23 1985)	1815	45	1320	495	4	385
54	2931354E DM 532 M NLC II (Sep 20 1985)	30678	758	22345	8333	67	6959
55	3401715E DM 21.5 M commodity aid (Mar 26 1986)	10993	272	7865	3128	25	2355
56	3401731E DM 35 M Capital Goods XIX (Mar 25 1986)	17895	442	12811	5084	41	3683
57	3401758E DM 170 M Dt.25.3.86 HBJ gas pipe line (Mar 25 1986)	31842	797	23080	8763	70	18021
58	3404021E DM 55 M Commodity Aid XXII (Jul 18 1986)	28121	694	19789	8333	66	5958
59	3404048E DM 25 M Capital Goods XX (Jul 17 1986)	12782	316	8991	3792	30	2545
60	3409163E DM 180 M NLC (Jan 27 1987)	46016	1195	31074	14943	119	9379
61	3412245E DM 6 M NDDB (Jun 22 1987)	3068	77	2109	959	8	600
62	3412253E DM 37.5 M Capital Goods (Jun 24 1987)	19173	480	13179	5995	48	3861
63	3413330E DM 31M 7Rly.Accident Relief Equip. (Aug 20 1987)	7486	185	5079	2407	19	1463
64	3413527E DM 22.5 M Capital Goods xxii (Aug 20 1987)	11504	284	7808	3696	29	11847
65	3413667E DM 45 M MP Rural Water Supply (Aug 20 1987)	1273	25	946	326	3	741
66	3415120E DM 45 M commodity aid XXXIII (Sep 14 1987)	23008	569	15617	7391	59	4807
67	3415708E DM 26 M Mysore Cement (Oct 20 1987)	4297	114	2821	1476	12	922
68	3416798E N.A.B.A.R.D. IV (Dec 17 1987)	35790	895	24159	11632	92	7536
69	3417220E F 1391 DM 8.9 M Accident Relief Dt.31.12.87 (Dec 31 1987)	1994	50	1343	651	5	399
70	3418634E Neyveli Lignite Corporation (Jan 27 1987)	56242	1461	36515	19727	156	11740
71	3420051E DM 70 M Farakka Thermal Power Project (Mar 30 1988)	6606	176	4221	2385	19	1504
72	3420108E DM 11 M Cable Termination Boxes-II (Mumbai) (Mar 31 1988)	2222	55	1476	746	6	449
73	3420922E DM 12.3 M Rajasthan Minor Irrigation Programme (Apr 29 1988)	6289	157	4163	2126	17	1137
74	3422631E DM 60 M Capital Goods XXIII (Jul 26 1988)	30678	758	20069	10608	84	6060

क्र. संख्या	ऋण ब्यौरा/योजना वार	31.3.2025 तक प्राप्त की गई ऋण राशि	मूलधन की पुनःअदायगी Principal Repaid		31.3.2025 को बकाया ऋण	ब्याज और अन्य प्रभारों की आदायगी Payment of Interest & Other Charges	
Sl. No.	Loan Details/ Planwise	Loan Amt. Availed Upto 31/03/2025	During 2024-2025 के दौरान	Upto 31/03/2025 तक	Closing Debt Outstanding as on 31.3.2025	During 2024-2025 के दौरान	Upto 31/03/2025 तक
75	3424693E Commodity Credit XXXIV (Sep 20 1988)	6749	167	4414	2335	18	1339
76	3425320E DM 80 M Capital Goods XXIV (Dec 4 1988)	40903	1023	26587	14316	113	7950
77	3426033E DM 532 M NLC II (Dec 5 1988)	8092	202	5260	2832	22	1966
78	3426211E DM 20 M Commodity Aid xxxv (Dec 9 1988)	10226	256	6647	3579	28	2164
79	3427137E DM 45 M Commodity Aid XXXIV (Sep 20 1988)	16259	402	10634	5625	44	3227
80	3429490E DEM 172.38 M Ramagundam Open Cast Mine II (Mar 30 1989)	44070	1208	26559	17512	138	8274
81	4261747E DM 30 M Rail Coach Factory Kapurthala (Apr 17 1989)	1494	40	916	578	5	377
82	4261763E Railway Coil Spring Factory (Apr 17 1989)	5752	151	3557	2195	17	1193
83	4262255E NLC DT 27.1.87 (Jan 27 1987)	30678	876	17965	12712	100	6660
84	4262808E DM 30 M HUDCO II (Jun 21 1989)	15339	383	9778	5560	44	3017
85	4263057E DM 50.7M commodity Aid XXXVI (Jun 28 1989)	23008	767	19557	3451	30	4209
86	4264274E Commodity Aid XXXVI (Jun 28 1989)	2914	97	2477	437	4	533
87	4267451E DM 25 M HDFC(EWS) (Dec 5 1989)	12782	320	7981	4801	38	2462
Total		655282	16918	443440	211842	1684	155536
1990-1991 Yearly Plan							
88	4273605E DM 78.2 M Commodity Aid xxxvii (Jul 20 1990)	39983	1311	32117	7866	66	7377
89	4274733E Combined Circle PowerStation Dadri (Aug 30 1990)	82669	2901	65262	17407	147	12026
90	4276353E DM 198 M Dt 22.11.90 Uran Power (Nov 22 1990)	50618	1368	28726	21891	172	10137
91	4278828E Combined Circle Power Station DADRI (Aug 30 1990)	30678	1077	23678	6999	59	4552
92	4278836E DM 100 M Commodity Aid xxxviii (Feb 28 1991)	51129	1677	40228	10901	91	9267
93	4278844E DM 79 M Capital Goods XXV/XXVI (Feb 28 1991)	40392	1324	31782	8610	72	7232
94	4290445E URAN Power (Nov 22 1990)	28048	1039	20256	7792	64	5306
Total		323517	10697	242050	81466	671	55897
1991-1992 Yearly Plan							
95	4285166E DM 77.70 M Railway Investment Program I (Oct 22 1991)	5701	212	4219	1482	12	1203
96	4288130E DM 61 Capital Goods XXVII (Jan 24 1992)	10226	335	7710	2516	21	1838
97	4289900E DM 50M Fertilizer Sector Programme-I (Mar 31 1992)	25565	839	19276	6289	52	4609
Total		41491	1386	31205	10286	85	7650
1992-1997 Eighth Five Year Plan							
98	1094640E Fertiliser Sector Program V (Dec 20 1996)	23008	822	13142	9866	79	4034
99	111119E Fertiliser Sector Program II- 60M (Oct 27 1993)	30678	1023	21474	9203	75	5486
100	119975E Rajasthan Rural Water supply & drainage (Jun 17 1994)	20452	511	10481	9970	78	3483
101	122707E Fertilizer Sector Program III (Jul 28 1994)	30678	1158	19100	11578	93	5785
102	314336E DM 12 M Rajiv Gandhi Cancer Institutedt 23.2.95 (Feb 1 1995)	6136	201	4020	2115	17	1051
103	323416E PPL-Fertilizer Sector Program IV (Jul 28 1994)	35790	1351	20931	14859	119	6634
104	335767E RehabilitationUran Gas Plant (Dec 11 1995)	6531	218	4132	2399	19	1055
105	4290232E DM 45 M Dt.3-4-92 Structural Adjustment (Apr 3 1992)	23008	767	17256	5752	47	4163
106	9151975E Rural Water Supply Rajasthan, Ph.I (Jun 17 1994)	1057	34	289	768	6	162
107	99350E Orissa Lift Irrigation Project (Feb 19 1993)	21844	690	15979	5866	48	3555
Total		199181	6775	126805	72376	581	35410
1997-2002 Ninth Five Year Plan							
108	1421147E Modernisation of Signaling System-Kanpur-Delhi (Aug 1 1997)	44415	783	34235	10180	81	5887
109	2124340E DM 70 M. Fert. Sector VI (Sep 11 1998)	35790	1174	19355	16435	130	5796
110	2382239E Minor Irrig.Prog.Maharashtra Dt.31-12- 98 (Jun 1 2000)	14412	458	7994	6418	51	1980
111	7349691E Fertilizer Sector Programme VII (Oct 29 2001)	20336	678	8812	11523	90	3054

क्र. संख्या	ऋण ब्यौरा/योजना वार	31.3.2025 तक प्राप्त की गई ऋण राशि	मूलधन की पुनःअदायगी Principal Repaid		31.3.2025 को बकाया ऋण	व्याज और अन्य प्रभारों की आदायगी Payment of Interest & Other Charges	
Sl. No.	Loan Details/ Planwise	Loan Amt. Availed Upto 31/03/2025	During 2024-2025 के दौरान	Upto 31/03/2025 तक	Closing Debt Outstanding as on 31.3.2025	During 2024-2025 के दौरान	Upto 31/03/2025 तक
112	9361337E Rural Water Supply & Sanitation-MH (Dec 28 2000)	11493	381	5437	6056	48	1597
Total		126446	3474	75834	50612	399	18313
2002-2007 Tenth Five Year Plan							
113	3385263E Pulse Polio Immunization VIII (Dec 12 2006)	20000	666	5328	14672	114	2504
Total		20000	666	5328	14672	114	2504
2007-2012 Eleventh Five Year Plan							
114	225059E Supercritical Power Station Krishnapatnam - AP (Dec 11 2008)	45000	1610	12880	32120	250	4922
115	290191E Pulse Polio Immunization Programme-IX (Dec 20 2007)	40816	1324	9271	31545	244	4845
116	3006351E Pulse Polio Immunization Programme XI (Dec 11 2008)	12490	416	2496	9994	77	1372
117	7147741E Sustainable Municipal Infrastructure Financing in Tamil Nadu (Jul 9 2008)	10000	328	2128	7872	61	969
118	7711936E Pulse Polio Immunization Programme XIV (Dec 16 2009)	10000	332	1660	8340	64	841
119	8042041E Sopercritical Power Station Krishnapatnam-AP (Dec 11 2008)	76540	2730	21840	54700	426	8318
120	9216047E NABARD XI-Reform of The Rural Cooperative Credit Structure (Dec 20 2007)	30000	1000	7000	23000	178	3147
121	9248452E Polio Immunization Programme XI (Dec 11 2008)	1091	26	156	935	7	121
Total		225937	7766	57431	168506	1307	24534
2012-2017 Twelfth Five Year Plan							
122	11178503 Nagpur Metro Project (Apr 1 2016)	107800	32258	98032	9768	1510	7563
123	12237800E Green Energy Corridors - Intra State Transmission System in Andhra Pradesh (Oct 5 2015)	32000	6476	8142	23858	495	3530
124	12279000 Nagpur Metro Project (Apr 1 2016)	142100	0	0	142100	6286	15724
125	13411370E Climate Friendly Urban Mobility-Integrated Water Trnsport Kochi (Jun 17 2016)	220	0	220	0	0	12
126	15586494E Himachal Pradesh Forest Ecosystem Climate Proofing (Dec 29 2015)	500	0	500	0	0	97
127	15617954E Climate Friendly Urban Mobility-Integrated Water Transport Kochi (Jun 17 2016)	24927	4433	24927	0	33	873
128	15619068E GEC-Intrastate Transmission system in Gujarat (Jun 30 2016)	48073	0	0	48073	702	2631
129	16712454 Nagpur Metro Project (Apr 1 2016)	128700	0	0	128700	5693	13219
130	17793176E Green Energy Corridors - Intra State Transmission System in Andhra Pradesh (Oct 5 2015)	15000	0	0	15000	259	1017
131	17822450 Nagpur Metro Project (Apr 1 2016)	90400	0	0	90400	3999	8059
132	18993418 Chennai Water Production & Demand Management Programe-I (Jun 28 2016)	59000	3311	3311	55689	1086	3409
133	18994239 GEC-Intra State Transmission System in Madhya Pradesh (Jun 30 2016)	45000	11810	37235	7765	253	2992
134	18994240E GEC-Intra State Transmission System in Madhya Pradesh (Jun 30 2016)	45361	0	0	45361	689	3094
135	18995877E GEC-Intrastate Transmission System in Gujarat (Jun 30 2016)	40363	9382	27439	12924	291	2687
136	2167623E Environment Related Urban Infrastructure Development Odisha (Aug 2 2012)	22499	4762	8214	14285	320	2966
137	3618214E Sustainable Municipal Infrastructure Financing in TN-Phase-II Part-2 (Jun 18 2014)	5000	0	5000	0	0	463
138	3663743E Sustainable Municipal Infrastructure Financing in Tamil Nadu Ph 2 Pt. 1 (Dec 19 2012)	20000	0	20000	0	0	1593
139	4191383E Environment Related Urban Infrastructure Development Odisha (Aug 2 2012)	15000	0	15000	0	0	1486
140	44188E Sustainable Municipal Infrastructure Financing in TN-Phase-II Part-2 (Jun 18 2014)	5000	166	166	4834	37	329
141	5134259E Green Energy Corridors -Intra-State Transamission System in TN (Dec 17 2014)	16000	0	16000	0	0	1208
142	529723E Green Energy Corridors - Intra State Transmission System in Andhra Pradesh (Oct 5 2015)	21000	0	21000	0	0	1976
143	5774016E Sustainable Municipal Infrastructure Financing in TN-Phase-II Part-2 (Jun 18 2014)	25000	0	25000	0	0	2627
144	6282843E Environment Related Urban Infrastructure Development Odisha (Aug 2 2012)	2500	0	2500	0	0	136
145	6849175E Sustainable Municipal Infrastructure Financing in Tamil Nadu Ph2 Pt.1 (Dec 19 2012)	10000	0	10000	0	0	829
146	7354672E Shoogtong-Karcham Hydropower Project- HP (Dec 21 2012)	13139	0	13139	0	0	6192

क्र. संख्या	ऋण ब्यौरा/योजना वार	31.3.2025 तक प्राप्त की गई ऋण राशि	मूलधन की पुनःअदायगी Principal Repaid		31.3.2025 को बकाया ऋण	ब्याज और अन्य प्रभारों की आदायगी Payment of Interest & Other Charges	
Sl. No.	Loan Details/ Planwise	Loan Amt. Availed Upto 31/03/2025	During 2024-2025 के दौरान	Upto 31/03/2025 तक	Closing Debt Outstanding as on 31.3.2025	During 2024-2025 के दौरान	Upto 31/03/2025 तक
147	7383864E Green Energy Corridors - Intra State Transmission System in Tamilnadu (Dec 17 2014)	50000	7238	23809	26191	517	5195
148	7383880E Green Energy Corridors - Intra State Transmission System in Tamilnadu (Dec 17 2014)	10000	0	0	10000	163	961
149	7389275E Green Energy Corridors -Intra-State Transamission System in Raj. (Dec 17 2014)	5000	0	5000	0	0	279
150	7390204E Green Energy Corridors - Intra State Transmission System in Rajasthan (Dec 17 2014)	20000	4003	20000	0	46	1663
151	7390308E Green Energy Corridors - Intra State Transmission System in Rajasthan (Dec 17 2014)	16500	663	663	15837	270	1515
152	7391555E Green Energy Corridors - Intra State Transmission System in Rajasthan (Dec 17 2014)	7500	0	0	7500	123	476
153	7735988E Green Energy Corridors-Intra State Transmission System in Himachal Pradesh (Oct 5 2015)	2230	0	2230	0	0	274
154	7889464E Sustainable Municipal Infrastructure Financing in Tamil Nadu Ph. 2 Pt. 1 (Dec 19 2012)	48000	8000	24000	24000	540	4629
155	9950643E Shongton-Karcham Hydropower Project-HP (Dec 21 2012)	6787	226	452	6334	49	1217
Total		1100599	92729	411980	688619	23361	100920
Grand Total		4469938	230653	2478699	1991239	30462	700881

अंतरराष्ट्रीय पुनर्निर्माण और विकास बैंक
मुद्रा: अमरीकी डॉलर हजारों में
International Bank for Reconstruction and Development
Currency : Thousands U S Dollars

2017-2018 For Financial Year

1	8753-IN Himachal Pradesh Public Financial Management Capacity Building Program (May 31 2017)	36000	2603	7350	28650	1952	6501
2	8754-IN Assam Citizen-Centric Service Delivery Project (Jun 5 2017)	32080	2362	6078	26002	1771	4903
3	8755-IN Andhra Pradesh 24x7 - Power for All Project (Jun 22 2017)	129505	9259	27603	101902	6944	25228
4	8765-IN Assam State Public Finance Institutional Reforms(ASPIRe) Project (Jun 27 2017)	31500	2335	5792	25708	1688	4766
5	8769-IN Skill india Mission Operation (SIMO) (Dec 13 2017)	219520	18321	36154	183366	12504	38066
6	8782-IN Odisha Higher Education Program for Excellence and Equity (Nov 7 2017)	69526	5560	11115	58411	4015	13739
7	8811-IN Uttar Pradesh Pro-Poor Tourism Development Project (Dec 28 2017)	31405	2165	3427	27977	1672	3885
Total		549536	42606	97520	452016	30546	97087

2018-2019 For Financial Year

8	8833-IN Madhya Pradesh Rural Connectivity Project (Apr 24 2018)	184562	2753	2753	181808	12351	36087
9	8839-IN National Nutrition Mission (Additional financing for the ISSNIP) (May 7 2018)	179076	11627	33985	145091	9617	31379
10	8864-IN Additional Financing for PMGSY Rural Roads Projects (May 31 2018)	270000	27000	108000	162000	11572	37859
11	8869-IN Second Programmatic Electricity Distribution Reform Development Policy Loan (Aug 28 2018)	250000	13900	55600	194400	13264	43318
12	8877-IN Uttarakhand Workforce Development Project (Sep 18 2018)	54181	3478	5153	49028	3395	8342
13	8909-IN Additional Financing for Dam Rehabilitation and Improvement Project (Mar 8 2019)	28578	2200	7702	20876	1453	4506
14	8918-IN Shimla Water Supply and Sewerage Service Delivery Reform Program (Feb 15 2019)	40000	3480	6960	33040	2299	7369
15	8921-IN Additional Financing for the Uttarakhand Disaster Recovery Project (Mar 5 2019)	94210	9251	9251	84959	5916	12833
Total		1100607	73691	229404	871203	59865	181693

2020-2021 For Financial Year

16	9093-IN First Tamil Nadu Housing Sector Strengthening Program DPL (Jun 29 2020)	200000	10000	10000	190000	13169	30940
17	9111-IN Accelerating India's COVID-19 Social Protection Response Program (May 15 2020)	200000	0	0	200000	13335	31883
18	9153-IN Micro, Small and Medium Enterprises Emergency Response Project (Jul 6 2020)	750000	0	0	750000	48540	128268
Total		1150000	10000	10000	1140000	75044	191091

2021-2022 For Financial Year

19	9280-IN Coordinated & Responsive Indian Social Protection Sys Prog (Post-Covid) (Jul 15 2021)	387500	0	0	387500	25367	59635
Total		387500	0	0	387500	25367	59635

क्र. संख्या	ऋण ब्यौरा/योजना वार	31.3.2025 तक प्राप्त की गई ऋण राशि	मूलधन की पुनःआदायगी Principal Repaid		31.3.2025 को बकाया ऋण	ब्याज और अन्य प्रभारों की आदायगी Payment of Interest & Other Charges	
Sl. No.	Loan Details/ Planwise	Loan Amt. Availed Upto 31/03/2025	During 2024-2025 के दौरान	Upto 31/03/2025 तक	Closing Debt Outstanding as on 31.3.2025	During 2024-2025 के दौरान	Upto 31/03/2025 तक

2022-2023 For Financial Year

20	9424-IN Catalyzing Private Financing for Sustainable Recovery and Growth DPL (Nov 29 2022)	667000	0	0	667000	43664	80839
Total		667000	0	0	667000	43664	80839

2023-2024 For Financial Year

21	9574-IN First Low-Carbon Energy Programmatic Development Policy Loan (Nov 10 2023)	1443430	33632	33632	1409798	86491	90100
Total		1443430	33632	33632	1409798	86491	90100

2002-2007 Tenth Five Year Plan

22	4796-IN Maharashtra Water Sector Improvement Pr. (Aug 19 2005)	298278	24125	285895	12383	1871	46994
23	4798-IN Third Tamilnadu Urban Development Project (Sep 14 2005)	290697	23622	278595	12102	1830	45943
24	4818-IN Karnataka Municipal Reforms Project (May 2 2006)	204614	16531	178520	26094	2491	31348
25	4837-IN IInd Operation under Orissa Socio-Econ.Dev.Prog. (Aug 28 2006)	150000	12730	122385	27615	2405	38662
26	4845-IN Third Pradesh Economic Reform Orogram(APER) (Feb 8 2007)	150000	12925	121815	28185	2303	35342
27	4846-IN Tamil Nadu Irrigated Agriculture Modernisation and Water Bodies Restoration (Feb 12 2007)	289565	23506	224533	65032	5347	46449
Total		1383154	113438	1211743	171411	16246	244739

2007-2012 Eleventh Five Year Plan

28	4857-IN Andhra Pradesh and Telangana Commun. Based Tank Management Project (Jun 8 2007)	71584	5567	56197	15387	1191	9934
29	4860-IN Himachal Pradesh State Roads Project (Aug 7 2007)	219998	18380	169219	50779	3930	31545
30	4862-IN Strengthening Rural Credit Cooperative Project (Nov 2 2007)	136228	11078	105626	30602	2332	22312
31	4871-IN Himachal Pradesh Development Policy Programme (Nov 19 2007)	135000	10965	98120	36880	2776	25414
32	4872-IN Karnataka Community Based Tank Management Project (Nov 2 2007)	22292	1811	16197	6096	459	3369
33	4879-IN Bihar Development Policy Operation (Jan 15 2008)	150000	12150	109210	40790	2930	28115
34	7576-IN Orissa Community Tanks Management Project (Jan 27 2009)	31785	1370	13256	18529	1168	6061
35	7577-IN Orissa State Roads Project (Jan 27 2009)	79283	3393	35035	44248	2874	14977
36	7687-IN Coal Fired Generation Rehabilitation Project (Dec 17 2009)	104138	4408	40209	63929	4130	18850
37	7748-IN Haryana Power System Improvement Project (Aug 17 2009)	260212	10664	105566	154646	9774	51516
38	7788-IN Banking Sector Support Loan (Oct 13 2009)	2000000	80000	840000	1160000	75793	477161
39	7792-IN Andhra and Telangana Road Sector Project (Jan 22 2010)	191535	8100	73990	117544	7754	40342
40	7796-IN Statistical Strengthening Loan (Jul 9 2010)	107000	4280	42800	64200	4228	25592
41	7816-IN Andhra Pradesh and Telangana Municipal Development Project (Jan 22 2010)	202808	9710	75089	127719	8935	40754
42	7818-IN Sustainable Urban Trasport Project (Feb 5 2010)	88822	3826	33352	55470	3659	18007
43	7865-IN Tamil Nadu Road Sector Project (Jul 6 2010)	38059	1903	19029	19029	1238	8433
44	7897-IN Water Sector Improvement Project (Aug 14 2010)	396167	16569	139210	256957	17373	80153
45	7924-IN Capacity Building for Industrial Pollution Management Project (Jul 22 2010)	364	15	130	234	16	137
46	7941-IN Mumbai Urban Transport Project-2A (Jul 23 2010)	280105	11368	103843	176262	11726	58301
47	7943-IN Dam Rehabilitation and Improvement Project (Dec 21 2011)	139650	6535	38337	101313	6740	22833
48	7980-IN NHAI Technical Assistance Project (Dec 22 2010)	24014	2076	15718	8296	619	3731
49	7995-IN PMGSY Rural Roads Project (Jan 14 2011)	500000	38501	346494	153506	11585	78230
50	8022-IN Second Karnataka State Highway Imporvement Project (May 30 2011)	295213	24636	196950	98263	7082	46502
51	8029-IN e-Delivery of Public Services Development Policy Loan (May 10 2011)	150000	11550	103950	46050	3319	28638
52	8065-IN National Ganga River Basin Project (Jun 14 2011)	334825	36800	169735	165090	12429	40365
53	8066-IN Eastern Dedicated Freight Corridor-I Project (Oct 27 2011)	530809	35968	224484	306325	21835	98311
54	8090-IN West Bengal Accelerated Development of Minor irrigation Project (Dec 21 2011)	20193	2001	11221	8972	635	2758
Total		6510084	373622	3182969	3327115	226529	1282339

क्र. संख्या	ऋण ब्यौरा/योजना वार	31.3.2025 तक प्राप्त की गई ऋण राशि	मूलधन की पुनःअदायगी Principal Repaid		31.3.2025 को बकाया ऋण	ब्याज और अन्य प्रभारों की आदायगी Payment of Interest & Other Charges	
Sl. No.	Loan Details/ Planwise	Loan Amt. Availed Upto 31/03/2025	During 2024-2025 के दौरान	Upto 31/03/2025 तक	Closing Debt Outstanding as on 31.3.2025	During 2024-2025 के दौरान	Upto 31/03/2025 तक

2012-2017 Twelfth Five Year Plan

55	8136-IN Assam State Roads Project (Nov 5 2012)	282700	24281	161593	121107	8445	42567
56	8196-IN H.P.Develop. Policy Loan to Promote Inclusive Green Growth&Sustain.Develop. (Sep 29 2012)	100000	7700	57750	42250	2939	21057
57	8199-IN Himachal Pradesh State Road Project-Additional Financing (Jan 21 2013)	46700	3596	25171	21529	1563	7878
58	8254-IN Second Kerala State Trasport Project -II (Jun 19 2013)	196000	16982	94347	101653	6930	30891
59	8301-IN National Highways Interconnectivity Improvement Project (Jul 1 2014)	307736	24443	149143	158593	10717	53783
60	8313-IN Second Gujarat State Highway Project (Feb 12 2014)	175000	14681	72393	102607	7276	26167
61	8330-IN Technology Centre Systems Programme (Nov 10 2014)	122962	9991	53133	69829	4778	18439
62	8487-IN Punjab Rural Water and Sanitation Sector Improvement Project (May 11 2015)	189418	7064	23196	166221	11754	45252
63	8488-IN Tamil Nadu Sustainable Urban Development Project (Jun 3 2015)	352730	14176	40811	311919	21136	80619
64	8499-IN Tamil Nadu Road Sector Project-II (May 28 2015)	300000	9270	22500	277500	19838	63535
65	8559-IN Swachh Bharat Mission Support Operation (Mar 30 2016)	1259051	70003	280013	979038	68607	235962
66	8605-IN 1st Programmatic Elect. Disb. Reform Dev. Policy Loan For Raj (Mar 31 2016)	250000	16150	32300	217700	14892	70911
67	8631-IN North Eastern Region Power System Improvement Project (Nov 28 2016)	455722	23794	74321	381400	26504	79010
68	8723-IN W.B.Support to Institutional Strengthening of the Gram Panchayats PR PH-II (Mar 22 2017)	201320	0	0	201320	13588	44109
69	TF16957 2nd DPL to Promote Inclusive Green Growth & Sustainable Development in HP (Jun 11 2014)	100000	1000	1000	99000	250	2978
Total		4339337	243131	1087670	3251667	219217	823158
Grand Total		17530647	890120	5852937	11677710	782969	3050681

अंतरराष्ट्रीय विकास संघ
मुद्रा: अमरीकी डॉलर हजारों में
International Development Association
Currency : Thousands U S Dollars

1974-1978 Fifth Five Year Plan

1	0598-IN Fertilizer Project (Dec 31 1975)	101883	3056	100354	1528	29	21850
2	0604-IN Fourth Power Transmission Project (Jan 22 1976)	149866	4496	147618	2248	42	31602
3	0609-IN MP Forest Assistance Project (Feb 26 1976)	3028	91	2929	99	1	662
4	0610-IN Integrated Cotton Development Project (Feb 26 1976)	17994	540	17454	540	7	3685
5	0616-IN Eleventh Industrial Imports Program (Feb 26 1976)	200000	6000	194000	6000	79	48503
6	0680-IN Kerala Agricultural Development Program (Apr 1 1977)	30000	900	28200	1800	19	5980
7	0682-IN Orissa Agricultural Development Program (Apr 1 1977)	18684	561	17563	1121	12	3969
8	0685-IN Singrauli Thermal Power Project (Apr 1 1977)	150000	4500	141000	9000	93	32771
9	0687-IN Madras Urban Development Program (Apr 1 1977)	24000	720	22560	1440	15	5368
10	0690-IN West Bengal Agricultural Project (Jun 1 1977)	6848	205	6437	411	4	1335
11	0695-IN Gujarat Fisheries Project (Apr 22 1977)	4000	120	3760	240	2	912
12	0712-IN M.P. Agricultural Extension Project (Jun 1 1977)	9740	292	9009	731	7	2096
13	0715-IN Second A.R.D.C. Project (Jun 1 1977)	200000	6000	185000	15000	146	46760
14	0720-IN Periyar Vaigai Irrigation Project (Jun 30 1977)	23000	690	21620	1380	14	4866
15	0728-IN Assam Agricultural Project (Jun 30 1977)	8000	240	7400	600	6	1661
16	0736-IN Maharashtra Irrigation Project (Oct 11 1977)	70000	2100	65800	4200	43	15091
17	0737-IN Rajasthan Agril. Extn. & Reser. Project (Nov 14 1977)	13000	390	12025	975	10	2813
18	0740-IN Orissa Irrigation Project (Oct 11 1977)	58000	1740	53650	4350	42	12693
19	0747-IN Second Foodgrain Storage Project (Jan 6 1978)	104512	3135	95105	9406	88	21522
20	0756-IN IInd Calcutta Urban Development Project (Jan 6 1978)	87000	2610	79170	7830	73	19546
21	0761-IN Bihar Agriculture Research Project (Jan 6 1978)	4170	125	3857	313	3	860
Total		1283724	38511	1214512	69211	736	284547

क्र. संख्या	ऋण ब्यौरा/योजना वार	31.3.2025 तक प्राप्त की गई ऋण राशि	मूलधन की पुनःअदायगी Principal Repaid		31.3.2025 को बकाया ऋण	ब्याज और अन्य प्रभारों की आदायगी Payment of Interest & Other Charges	
Sl. No.	Loan Details/ Planwise	Loan Amt. Availed Upto 31/03/2025	During 2024-2025 के दौरान	Upto 31/03/2025 तक	Closing Debt Outstanding as on 31.3.2025	During 2024-2025 के दौरान	Upto 31/03/2025 तक

2017-2018 For Financial Year

22	5938-IN Bihar Rural Roads Project (May 29 2017)	147972	7479	23279	124694	9246	27395
Total		147972	7479	23279	124694	9246	27395

2019-2020 For Financial Year

23	6464-IN First Resilient Kerala Program Development Policy Financing (Jun 28 2019)	90400	2314	2314	88086	6105	17211
Total		90400	2314	2314	88086	6105	17211

2020-2021 For Financial Year

24	6656-IN Accelerating India's COVID-19 Social Protection Response Program (May 15 2020)	240430	0	0	240430	16031	38328
25	6812-IN Second Accelerating India's COVID-19 Social Protection Response Program (Dec 16 2020)	291400	0	0	291400	18948	44832
Total		531830	0	0	531830	34979	83160

2021-2022 For Financial Year

26	6955-IN Coordinated & Responsive Indian Social Protection Sys Prog (Post-Covid) (Jul 15 2021)	94500	0	0	94500	6186	14543
Total		94500	0	0	94500	6186	14543

2022-2023 For Financial Year

27	7183-IN Catalyzing Private Financing for Sustainable Recovery and Growth DPL (Nov 29 2022)	83000	0	0	83000	5433	10059
Total		83000	0	0	83000	5433	10059

2023-2024 For Financial Year

28	7375-IN First Low-Carbon Energy Programmatic Development Policy Financing (Nov 10 2023)	56570	1318	1318	55252	3390	3531
Total		56570	1318	1318	55252	3390	3531

1978-1979 Yearly Plan

29	0788-IN Karnataka Irrigation Project (May 12 1978)	117640	3529	107052	10588	99	24839
30	0793-IN Korba Thermal Power Project (May 12 1978)	199919	5998	181926	17993	169	42852
31	0806-IN J & K Horticulture Project (Jul 17 1978)	6703	201	6100	603	6	1366
32	0808-IN Gujarat Irrigation Project (Jul 17 1978)	85000	2550	77350	7650	72	18150
33	0815-IN A.P. Fisheries Project (Jun 19 1978)	9977	299	9079	898	8	2156
34	0816-IN Second National Seed Project (Jul 17 1978)	16000	480	14320	1680	15	3305
35	0824-IN National Dairy Project (Jun 19 1978)	150000	4500	134250	15750	143	31264
36	0842-IN IInd Bombay Water Sup & Sew Project (Nov 13 1978)	196000	5880	175420	20580	187	38321
37	0843-IN Haryana Irrigation Project (Aug 16 1978)	111000	3330	99345	11655	106	25048
38	0844-IN Raily Modernisation & Maint. Project (Nov 13 1978)	190000	5700	170050	19950	182	41039
39	0848-IN Punjab Water Supply & Sewerage (Oct 27 1978)	35208	1056	31511	3697	34	7816
40	0855-IN National Agri Research Project (Dec 7 1978)	19468	584	17423	2044	19	4060
41	0862-IN Composite Agricultural Extension (Feb 16 1979)	25000	750	22375	2625	24	5454
42	0871-IN National Cooperative Development Program (Feb 2 1979)	30000	900	26400	3600	32	6749
43	0874-IN Ramagundam Thermal Power Project (Feb 2 1979)	200000	6000	176000	24000	214	43812
44	0889-IN Punjab Irrigation Project (Mar 30 1979)	129000	3870	113520	15480	138	27284
Total		1520915	45627	1362122	158793	1448	323514

1979-1980 Yearly Plan

45	0899-IN Maharashtra Water Supply and Sewage Project (Jun 21 1979)	48000	1440	42240	5760	51	10410
46	0911-IN Second REC Project (Jun 21 1979)	171749	5152	151139	20610	184	38555
47	0925-IN U.P Social Forestry Project (Jun 21 1979)	23000	690	20240	2760	25	5026
48	0947-IN Third ARDC Credit Project (Aug 20 1979)	250000	7500	220000	30000	267	58156
49	0963-IN Inland Fisheries Project (Jan 18 1980)	19347	580	16735	2612	23	3807
Total		512096	15363	450354	61742	549	115954

क्र. संख्या	ऋण ब्यौरा/योजना वार	31.3.2025 तक प्राप्त की गई ऋण राशि	मूलधन की पुनःअदायगी Principal Repaid		31.3.2025 को बकाया ऋण	ब्याज और अन्य प्रभारों की आदायगी Payment of Interest & Other Charges	
Sl. No.	Loan Details/ Planwise	Loan Amt. Availed Upto 31/03/2025	During 2024-2025 के दौरान	Upto 31/03/2025 तक	Closing Debt Outstanding as on 31.3.2025	During 2024-2025 के दौरान	Upto 31/03/2025 तक

1980-1985 Sixth Five Year Plan

50	0954-IN	Ind Maharashtra Irrig. Project (Apr 14 1980)	210000	6300	178500	31500	272	46187
51	0961-IN	Gujarat Community Forestry Project (Apr 14 1980)	37000	1110	31450	5550	48	8171
52	0981-IN	Second Population Project (Apr 14 1980)	44238	1327	37602	6636	57	9052
53	1003-IN	Tamilnadu Nutrition Project (May 12 1980)	31977	959	27180	4797	41	6577
54	1004-IN	U.P.Public Tubewells Project (May 12 1980)	18000	540	15300	2700	23	4067
55	1011-IN	Second Gujrat Irrigation Project (May 12 1980)	159264	4778	135374	23890	206	33388
56	1012-IN	Cashewnut Project (Jun 10 1980)	15352	461	13049	2303	20	3172
57	1027-IN	Second Singrauli Thermal Power (Jun 5 1980)	300000	9000	255000	45000	388	63290
58	1028-IN	Kerala Agriculture Extension Project (Jun 25 1980)	10000	300	8500	1500	13	2037
59	1033-IN	Calcutta Urban Transport Project (Oct 27 1980)	44571	1337	37885	6686	58	9815
60	1034-IN	Karnataka Sericulture Project (Oct 27 1980)	53947	1618	45855	8092	70	10991
61	1046-IN	Rajasthan Water Supply & Sewerag Project (Jun 25 1980)	80000	2400	66800	13200	112	16414
62	1053-IN	Farakka Thermal Power Project (Jul 11 1980)	225000	6750	187875	37125	316	47569
Total			1229350	36880	1040372	188978	1625	260730

2012-2017 Twelfth Five Year Plan

63	5524-IN	Neeranchal National Watershed Project (Jan 14 2016)	1198	60	330	868	64	219
64	5573-IN	Telangana Rural Inclusive Growth Project (Jan 27 2016)	2199	110	550	1650	122	562
65	5576-IN	Andhra Pradesh Rural Inclusive Growth Project (Nov 16 2015)	48522	2388	12700	35822	2587	10340
66	5578-IN	Enhancing Teacher Effectiveness in Bihar Operation (Aug 7 2015)	116600	5830	26235	90365	6565	27737
67	5693-IN	National Cyclone Risk Mitigation Project-II (Aug 11 2015)	196223	9486	49193	147030	10682	33768
68	5694-IN	Andhra Pradesh Disaster Recovery Project (Jul 16 2015)	141369	6918	34140	107230	7674	25598
69	5703-IN	Madhya Pradesh Higher Education Quality Improvement Project (Mar 1 2016)	262051	13058	59647	202404	14917	45991
70	5705-IN	Citizen Access to Responsive Services Project (Mar 17 2016)	28280	1414	5656	22624	1662	5869
71	5738-IN	Nai Manzil - Education and Skills Training for Minorities Project (Dec 30 2015)	49569	2477	11180	38389	2768	8622
72	5867-IN	Bihar Transformative Development Project - JEEVIKA II (Jul 8 2016)	290000	14500	50750	239250	17837	55053
73	5868-IN	Tejaswini: Socioeconomic Empowerment of Adolescent Girls and Young Women (Feb 23 2017)	33062	1611	7150	25911	1908	4241
74	5874-IN	Technical Education Quality Improvement Project - III (Feb 1 2017)	164325	8214	28799	135525	10104	31542
Total			1333399	66065	286330	1047069	76889	249542
Grand Total			6883755	213558	4380602	2503153	146586	1390186

मुद्रा: विशेष आहरण अधिकार हजारों में
Currency : Thousands Special Drawing Right

2012-2017 Twelfth Five Year Plan

75	5161-IN	Addl. Financing for Karnataka Health System Development and Reform Project (Nov 21 2012)	46313	3057	19868	26445	598	7135
76	5236-IN	National AIDS Control Support Project (Jun 18 2013)	168400	11114	61129	107271	2163	18622
77	5279-IN	Tamil Nadu & Puducherry Coastal Disaster Risk Reduction Project (Nov 11 2013)	112418	6927	45558	66859	1543	15951
78	5283-IN	Low Income Housing Finance Project (Aug 14 2013)	66100	4363	26176	39924	898	9372
79	5298-IN	Uttar Pradesh Water Sector Restructuring project phase-II (Oct 24 2013)	178378	11345	68879	109499	2373	19982
80	5310-IN	Rajasthan Road Sector Modernization Project (Jan 2 2014)	85340	5538	31890	53450	1196	13538
81	5313-IN	Uttarkhand Disaster Recovery Project (Jan 9 2014)	158523	10442	52525	105999	2135	21962
82	5345-IN	Rural Water Supply and Sanitation Project for Low Income States (Feb 7 2014)	136282	8286	56311	79971	1733	13900
83	5349-IN	Bihar Integrated Social Protection Strengthening Project (May 28 2014)	30240	1857	11388	18852	432	3127
84	5369-IN	Uttarkhand Decentralised Watershed Development Project Phase-II-GRAMYA II (May 30 2014)	76591	5033	25500	51091	1137	7391
85	5372-IN	Additional Financing for Utrarkhand Rural Water Supply & Sanitation Project (May 30 2014)	14113	931	4657	9455	204	2414

क्र. संख्या	ऋण ब्यौरा/योजना वार	31.3.2025 तक प्राप्त की गई ऋण राशि	मूलधन की पुनःअदायगी Principal Repaid		31.3.2025 को बकाया ऋण	ब्याज और अन्य प्रभारों की आदायगी Payment of Interest & Other Charges	
Sl. No.	Loan Details/ Planwise	Loan Amt. Availed Upto 31/03/2025	During 2024-2025 के दौरान	Upto 31/03/2025 तक	Closing Debt Outstanding as on 31.3.2025	During 2024-2025 के दौरान	Upto 31/03/2025 तक
86	5375-IN Maharashtra Rural Water Supply and Sanitation Program (May 30 2014)	57504	3530	21665	35839	792	5646
87	5376-IN Accelerating Universal Access to Early and Effective Tuberculosis Care Proj (May 30 2014)	65000	4290	19305	45695	918	8781
88	5378-IN Odisha Disaster Recovery Project (Jul 11 2014)	60664	3813	21959	38706	836	8673
89	5413-IN Additional Financing for the National Cyclone Risk Mitigation Project (Aug 11 2015)	45426	2998	13492	31935	642	5552
90	5425-IN Regional Transport Connectivity Project Mizoram State Roads II (Aug 28 2014)	68236	4498	20327	47909	1062	7101
91	5447-IN Third Elementary Education Project (May 29 2014)	106600	7036	31660	74940	1615	14588
92	5448-IN Third Elementary Education Project (May 29 2014)	544400	35930	161687	382713	7642	90580
93	5062-IN Addl. Financing for Assam Agri. Competitiveness Project (Apr 13 2012)	19507	1287	8964	10543	238	3265
94	5074-IN National Dairy Support Project (Apr 13 2012)	155868	10287	72011	83857	1910	18419
95	5085-IN Rajasthan Agricultural Competitiveness Project (Apr 13 2012)	41127	2375	21765	19362	441	3205
96	5087-IN Karnataka Watershed Development Project II (Feb 11 2013)	28783	1821	13026	15756	354	3085
97	5088-IN Secondary Education Project (Oct 5 2012)	322400	21278	148949	173451	3921	56687
98	5123-IN Additional Financing for Bihar Rural Livelihoods Project (Jul 9 2012)	64600	4264	27713	36887	801	10219
99	5150-IN ICDS Systems Strengthening and Nutrition Improvement Project (Nov 5 2012)	65179	4271	28232	36947	808	8318
100	5159-IN Addl. Financing for Himachal Pradesh Mid-Himalayan Watershed Dev. Project (Nov 20 2012)	24600	1624	10553	14047	318	3853
101	5160-IN Bihar Panchayat Strengthening Project (Jun 27 2013)	40513	2498	18900	21613	468	3644
Total		2783107	180694	1044091	1739016	37179	385011
2019-2020 For Financial Year							
102	6463-IN First Resilient Kerala Program Development Policy Financing (Jun 28 2019)	115200	3802	3802	111398	2304	12418
Total		115200	3802	3802	111398	2304	12418
2020-2021 For Financial Year							
103	6655-IN Accelerating India's COVID-19 Social Protection Response Program (May 15 2020)	226800	0	0	226800	4486	20570
104	6813-IN Second Accelerating India's COVID-19 Social Protection Response Program (Dec 16 2020)	77000	0	0	77000	1550	5847
Total		303800	0	0	303800	6036	26417
2021-2022 For Financial Year							
105	6956-IN Coordinated & Responsive Indian Social Protection Sys Prog (Post-Covid) (Jul 15 2021)	12600	0	0	12600	255	815
Total		12600	0	0	12600	255	815
1980-1985 Sixth Five Year Plan							
106	1072-IN Bihar Rural Roads Project (Dec 5 1980)	26602	798	22213	4389	38	5697
107	1078-IN Mahanadi Barrages Project (Dec 5 1980)	63300	1899	52856	10444	100	13002
108	1082-IN IInd Madras Urban Development Project (Jan 14 1981)	32600	978	27221	5379	45	6916
109	1108-IN M.P.Medium Irrigation Project (Mar 26 1981)	106621	3199	87429	19192	161	22027
110	1112-IN VIIIth Telecom Project (Mar 26 1981)	239967	7199	196773	43194	363	53596
111	1116-IN Karnataka Tank Irrigation Project (Mar 26 1981)	43500	1305	35670	7830	51	9022
112	1125-IN Hazira Fertilizer Project (Oct 28 1981)	320309	9609	262654	57656	485	69886
113	1135-IN Maharashtra Agricultural Extn. Project (May 7 1981)	18900	567	15498	3402	32	4019
114	1137-IN Tamilnadu Agricultural Extension Project (May 7 1981)	22837	685	18726	4111	38	4771
115	1138-IN MP Agricultural Extn. II Project (May 7 1981)	30300	909	24846	5454	51	6029
116	1146-IN Second N.C.D.C. Project (Jul 21 1981)	95747	2872	78512	17234	144	20539
117	1172-IN Second Korba Thermal Power Project (Feb 4 1982)	314571	9434	257970	56601	473	64609
118	1177-IN Madhya Pradesh Irrigation Project (Feb 24 1982)	165478	4960	133239	32239	269	33672
119	1178-IN West Bengal Social Forestry Project (Feb 24 1982)	25627	769	20630	4997	52	5176
120	1185-IN Kanpur Urban Development Project (Feb 4 1982)	19243	577	15491	3752	35	4103

क्र. संख्या	ऋण ब्यौरा/योजना वार	31.3.2025 तक प्राप्त की गई ऋण राशि	मूलधन की पुनःअदायगी Principal Repaid		31.3.2025 को बकाया ऋण	ब्याज और अन्य प्रभारों की आदायगी Payment of Interest & Other Charges	
Sl. No.	Loan Details/ Planwise	Loan Amt. Availed Upto 31/03/2025	During 2024-2025 के दौरान	Upto 31/03/2025 तक	Closing Debt Outstanding as on 31.3.2025	During 2024-2025 के दौरान	Upto 31/03/2025 तक
121	1209-IN Fourth ARDC Credit (Feb 24 1982)	139000	4170	111895	27105	231	32863
122	1219-IN Andhra Pradesh Agricultural Extension Project (May 5 1982)	5300	159	4187	1113	9	1211
123	1269-IN Kallada Irrigation and Tree Crop (Jul 6 1982)	52300	1569	41317	10983	100	12137
124	1280-IN Gujarat Water Supply and Sew. Project (Nov 9 1982)	48190	1446	37347	10843	109	11977
125	1286-IN Social Forestry Project (Sep 7 1982)	29400	882	22785	6615	67	6679
126	1288-IN Chambal (MP) Irrigation II Project (Sep 7 1982)	26488	795	20528	5960	54	5754
127	1289-IN Subernarekha Irrigation Project (Nov 9 1982)	116300	3489	90132	26168	214	26842
128	1299-IN Second Railway Modernization Project (Dec 23 1982)	184700	5541	143142	41558	381	42334
129	1319-IN IInd Haryana Irrigation Project (Feb 23 1983)	124000	3720	94240	29760	296	28772
130	1332-IN U.P.Public Tube-wells Phase II (Mar 31 1983)	91600	2748	69616	21984	216	20657
131	1356-IN Upper Indravati Hydro Project (Jun 8 1983)	156000	4680	118560	37440	305	34284
132	1369-IN IInd Calcutta Urban Development Project (Jun 8 1983)	75596	2268	57453	18143	161	18742
133	1383-IN Maharashtra Water Utilization Project (Jun 30 1983)	29034	871	22066	6968	62	6596
134	1397-IN IInd Orissa Irrigation Project (Sep 16 1983)	61239	1837	46542	14697	131	14926
135	1424-IN Rainfed areas watershed Dev. Project (Feb 8 1984)	19040	571	14190	4850	40	4091
136	1426-IN Third Population Project (Feb 8 1984)	51168	1533	37373	13795	112	12118
137	1432-IN Karnata Social Forestry Project (Feb 8 1984)	23400	702	17433	5967	49	5227
138	1454-IN Tamil Nadu Water Supply & Sanitation Project (Nov 14 1984)	35300	1059	25769	9531	77	7216
139	1468-IN Second Periyar Vaigai Irrigation Project (Oct 12 1984)	16600	498	12118	4482	40	3792
140	1483-IN Upper Ganga Irrigation and Modernisation Project (Jun 29 1984)	94376	2830	68907	25469	210	19935
141	1496-IN Second Gujarat Medium Irrigation Project (Jun 29 1984)	138685	4160	101247	37437	328	29933
142	1502-IN NCDC III Project (Oct 12 1984)	180200	5406	128843	51357	415	39149
143	1514-IN Kerala Social Forestry Project (Dec 12 1984)	24798	744	18103	6696	55	5411
144	1523-IN National Agricultural Extension Project (Dec 12 1984)	32600	978	23309	9291	76	6835
145	1544-IN Bombay Urban Development Project (Mar 1 1985)	93495	2805	65447	28049	266	20532
146	SF12-IN Tamil Nadu Water Supp&Sanitation Project (Nov 14 1984)	35300	1059	25769	9531	77	6900
147	SF16-IN IInd Periyar Vaigai Irrigation (Oct 12 1984)	14797	444	10802	3995	36	3052
148	SF20-IN Indira Sarovar Hydro. Elec. Project (Mar 1 1985)	511	13	390	121	1	2046
Total		3425019	102735	2679237	745782	6455	753076
1985-1990 Seventh Five Year Plan							
149	1552-IN Sardar Sarovar Dam And Power Project (May 10 1985)	99700	2991	69790	29910	283	20958
150	1553-IN Narmada River Development Project (May 10 1985)	144700	4341	101290	43410	411	30042
151	1569-IN Second National Agri.Extension Project (May 10 1985)	38072	1142	26650	11422	98	8402
152	1611-IN National Social Forestry Project (Sep 24 1985)	155400	4662	108780	46620	402	33214
153	1613-IN Indira Sarovar Hydroelectric Project (Sep 24 1985)	5346	159	3912	1434	13	1016
154	1619-IN West Bengal Minor Irigation Project (Sep 27 1985)	40201	1206	28140	12060	97	8804
155	1621-IN Maharashtra Compisite Irrigation Project (Dec 5 1985)	132200	3966	92540	39660	342	24911
156	1622-IN Kerala Water Supply & Sanitation Project (Sep 24 1985)	21669	650	14843	6826	64	4846
157	1623-IN Fourth Population Project (Sep 24 1985)	37951	1139	26566	11385	93	8249
158	1631-IN Second National Agri. Research Project (Feb 25 1986)	55112	1653	37756	17357	149	11185
159	1643-IN Gujarat Urban Development Project (Apr 15 1986)	46738	1402	31314	15424	106	9263
160	1665-IN Second Andhra Pradesh Irrigation Project (May 28 1986)	127500	3825	85425	42075	290	23811
161	1737-IN Bihar Public Tubewell Project (Jan 13 1987)	19500	585	12772	6728	61	4198
162	1750-IN Third Bombay Water supply and Drainage Project (May 12 1987)	90400	2710	59238	31162	252	16607
163	1754-IN Third National Agri. Exten. Project (Jun 29 1987)	56200	1686	35968	20232	140	10912

क्र. संख्या	ऋण ब्यौरा/योजना वार	31.3.2025 तक प्राप्त की गई ऋण राशि	मूलधन की पुनःअदायगी Principal Repaid		31.3.2025 को बकाया ऋण	ब्याज और अन्य प्रभारों की आदायगी Payment of Interest & Other Charges	
Sl. No.	Loan Details/ Planwise	Loan Amt. Availed Upto 31/03/2025	During 2024-2025 के दौरान	Upto 31/03/2025 तक	Closing Debt Outstanding as on 31.3.2025	During 2024-2025 के दौरान	Upto 31/03/2025 तक
164	1757-IN Gujarat Rural Roads Project (May 12 1987)	71226	2137	45585	25641	204	13873
165	1770-IN National Water Management Project (May 12 1987)	93200	2796	59648	33552	270	18012
166	1780-IN U.P. Urban Development Project (Dec 21 1987)	90770	2723	58093	32677	280	17306
167	1822-IN Madras Water Supply and Sanitation Project (Dec 21 1987)	12500	375	8000	4500	36	2687
Total		1338386	40148	906311	432075	3592	268294
1990-1991 Yearly Plan							
168	2158-IN Second Tamilnadu Nutrition Project (Sep 14 1990)	48189	2409	46984	1205	-4	7219
169	2173-IN Integrated Child Dev. Services (Oct 23 1990)	56660	2831	55245	1416	-6	8039
170	2179-IN A.P.Cyclone Emergency Reconstruction Project (Oct 23 1990)	126100	6305	122948	3152	136	21285
Total		230949	11545	225177	5773	126	36543
1991-1992 Yearly Plan							
171	2215-IN Agricultural Development Project (Apr 17 1991)	62489	3116	59374	3116	6	9190
172	2223-IN Second Technical Education Project (Dec 16 1991)	169087	8454	160633	8454	166	23140
173	2234-IN Maharashtra Rural Water Supply Program (Jun 5 1991)	69406	3470	65936	3470	68	10123
174	2241-IN Dam Safety Project (Jun 10 1991)	62110	3105	59004	3106	57	8702
175	2252-IN Industrial Pollution Control Program (Jul 8 1991)	16752	838	15915	838	12	2340
176	2300-IN Child Survival & Safe Motherhood Program (Feb 20 1992)	160900	8045	148832	12068	144	25726
177	2316-0-IN Structural Adjustment Loan (Dec 5 1991)	161000	8050	148925	12075	132	29012
178	2316-1-IN Structural Adjustment Loan (Dec 5 1991)	22800	1140	21090	1710	19	3990
179	2328-IN Maharashtra Forest Project (Jan 29 1992)	67275	3364	60548	6728	114	9645
180	2329-IN Shrimp and Fish Culture Project (Jan 29 1992)	19250	958	18293	958	19	2593
181	2341-IN West Bengal Forestry Project (Mar 25 1992)	24400	1220	21960	2440	41	3823
Total		835470	41759	780509	54961	779	128285
1992-1997 Eighth Five Year Plan							
182	2350-IN National Aids Control Project (Apr 24 1992)	59800	2990	53820	5980	78	8878
183	2365-IN Second National Highways Proj. (Jun 18 1992)	114060	5703	102654	11406	148	16630
184	2394-IN Family Welfare(Urban Slum) Project (Feb 4 1994)	55094	2748	48224	6869	85	6845
185	2409-IN Rubber Project (Aug 12 1993)	35156	1758	30762	4395	54	4920
186	2433-IN Agricultural Develop.(Rajasthan) (Dec 17 1992)	67531	3376	57402	10129	52	10105
187	2439-IN Bihar Plateau Development Project (Dec 17 1992)	67895	3395	57711	10184	95	9442
188	2448-0-IN Social Safety Net Sector Adjustment Project (Dec 17 1992)	62000	3100	52700	9300	48	10981
189	2448-1-IN Social Safety Net Sector Adjustment Project (Dec 17 1992)	63400	3170	53890	9510	49	11178
190	2448-2-IN Social Safety Net Sector Adjustment Project (Dec 17 1992)	144600	7230	122910	21690	111	24275
191	2448-3-IN Social Safety Net Sector Adjustment Project (Dec 17 1992)	84700	4235	71995	12705	65	15098
192	2449-IN Renewable Resources Dev. Project (Mar 5 1993)	80810	4040	68688	12122	62	10462
193	2450-IN Jharia Mine Fire Control tech. Adjustment Project (Apr 20 1993)	5650	283	4803	848	10	888
194	2470-IN Second Integrated Child Dev.Project (Mar 23 1993)	141600	7080	120360	21240	246	18393
195	2483-IN Karnataka RWS&ESP Project (Jun 4 1993)	66300	3315	56355	9945	111	9358
196	2509-IN UP Basic Education Project (Jul 7 1993)	116500	5825	96112	20388	185	17415
197	2510-IN U.P.Sodic Lands Reclamation Project (Jun 24 1993)	39500	1975	32588	6912	76	5803
198	2528-IN National Leprosy Elimination Pj. (Feb 4 1994)	53593	2680	44214	9379	85	7682
199	2572-IN Forestry Res.Educacn.& Extn.Project (Mar 9 1994)	30214	1510	24173	6041	55	4453
200	2573-IN Andhra Pradesh Forestry Project (Mar 9 1994)	55337	2767	44270	11067	136	8148
201	2592-IN Haryana Water Resources consolidation (Apr 6 1994)	185880	9294	148705	37175	382	26178
202	2594-IN Maharashtra Emergency Earthquake Program (Apr 6 1994)	156000	7800	124800	31200	321	24896

क्र. संख्या	ऋण ब्यौरा/योजना वार	31.3.2025 तक प्राप्त की गई ऋण राशि	मूलधन की पुनःअदायगी Principal Repaid		31.3.2025 को बकाया ऋण	ब्याज और अन्य प्रभारों की आदायगी Payment of Interest & Other Charges	
Sl. No.	Loan Details/ Planwise	Loan Amt. Availed Upto 31/03/2025	During 2024-2025 के दौरान	Upto 31/03/2025 तक	Closing Debt Outstanding as on 31.3.2025	During 2024-2025 के दौरान	Upto 31/03/2025 तक
203	2611-IN Cataract blindness control project (May 19 1994)	68762	3438	55010	13752	126	9406
204	2630-IN Family Welfare Project (Jun 24 1994)	61608	3080	47746	13862	142	8525
205	2645-IN Industrial Pollution Prevention (Nov 21 1994)	10953	548	8489	2464	28	1345
206	2661-IN District Primary Education Project (Dec 22 1994)	166412	8321	124809	41603	261	23266
207	2663-IN AP Health System Project (Dec 22 1994)	84759	4238	63569	21190	182	11947
208	2699-IN Agricultural H.R.D.Project (Apr 11 1995)	38389	1907	28852	9537	95	5665
209	2700-IN M.P. Forestry (Apr 11 1995)	38800	1940	29100	9700	97	5907
210	2733-IN Assam Rural Infrastructure (Jun 6 1995)	80050	4003	58037	22014	136	10480
211	2745-IN T.N.Water Resources Consolidation (Sep 22 1995)	152736	7628	110781	41956	356	20664
212	2763-IN Bombay Sewage Disposal Project (Dec 28 1995)	15900	795	11925	3975	35	2682
213	2774-IN Hydrology Project (Sep 22 1995)	70791	3540	51323	19467	185	10081
214	2801-IN Orissa Water Resources Consolidation (Jan 5 1996)	180768	9038	126537	54230	456	25878
215	2833-IN Second State Health Systems Dev. (Apr 18 1996)	228748	11436	160131	68617	657	31903
216	2838-IN Private Infrastructure (IL&FS) (Jul 10 1996)	420	21	294	126	1	65
217	2862-IN Coal Sector Env.& Social Mit. (Jun 5 1996)	29851	1493	20150	9702	62	4317
218	2876-IN Second District Primary Edu.Proj (Jul 15 1996)	291700	14585	196898	94802	790	40922
219	2916-IN Ecodevelopment Project (Sep 30 1996)	13889	694	9375	4514	38	1988
Total		3220157	160978	2520160	699997	6101	467067
1997-2002 Ninth Five Year Plan							
220	2964-IN Malaria Control Project (Jul 30 1997)	81133	8100	79108	2025	-41	9798
221	2986-IN Coal Sector Rehabilitation Project (Mar 19 1998)	1054	105	1041	13	1	150
222	3012-IN Third District Primary Education (Feb 23 1998)	91903	9190	86159	5744	93	10985
223	3013-IN U.P. Basic Education Project II (Mar 3 1998)	43644	4364	40916	2728	44	6263
224	3018-IN U.P.Forestry Project (Dec 30 1997)	33149	3315	31077	2072	34	4389
225	3048-IN National Agricultural Technology (Jun 22 1998)	73800	7380	70110	3690	109	9720
226	3053-IN Kerala Forestry Project (Aug 13 1998)	21660	2166	20577	1083	35	2861
227	3103-IN AP Economic Restructuring Project (Feb 4 1999)	171798	17180	154618	17180	338	22675
228	3106-IN U.P.Diversified Agri. Support Project (Jul 30 1998)	37200	3720	33480	3720	48	5001
229	3149-IN Maharashtra Health Systems Dev. (Jan 14 1999)	69156	6891	59681	9476	155	8839
230	3152-IN Uttar Pradesh Sodic Land Reclamation Project-II (Feb 4 1999)	141700	14170	122216	19484	319	17747
231	3242-IN Second National HIV/AIDS Control Project (Sep 14 1999)	140569	14056	115972	24598	356	18311
232	3243-IN Integrated Watershed Development(Hills II) Project (Jul 14 1999)	36900	3690	30442	6458	94	5255
233	3307-IN UP Third district Primary Education Project (Feb 23 2000)	132300	13230	104186	28114	373	17433
234	3332-IN AP District Poverty Initiatives Project (May 12 2000)	82098	8210	64652	17446	84	9922
235	3338-IN UP Health Systems Development Project (May 19 2000)	56754	5675	44693	12060	50	6836
236	3339-IN Rajasthan District Poverty Initiatives Project (May 12 2000)	70344	7034	52758	17586	92	8426
237	3340-IN Immunization Strengthening Project (May 19 2000)	105728	10572	79299	26429	138	14137
238	3341-IN U P Fiscal Reform and Public Sector Restru Program (May 16 2000)	93300	9330	69975	23325	122	13957
239	3396-IN Second Renewable Energy Project (Aug 11 2000)	37200	3720	27900	9300	49	4538
240	3413-IN Third Technical Education Project (Oct 18 2000)	48416	4840	37525	10891	107	6218
241	3430-IN MP District Poverty Initiatives Project (Dec 5 2000)	69770	6977	50583	19187	102	8424
242	3431-IN Kerala Rural Water Supply & Environmental Sanitati (Jan 4 2001)	41776	4178	30288	11489	61	4934
243	3482-IN Second National Leprosy Elimination Project (Jul 19 2001)	23086	2309	17314	5772	69	3130
244	3527-IN Karnataka Economic Restructruing Program (Jul 26 2001)	58900	5890	41230	17670	239	8744
245	3528-IN Karnataka Watershed Development Project (Jul 26 2001)	58771	5877	41140	17631	238	7284

क्र. संख्या	ऋण ब्यौरा/योजना वार	31.3.2025 तक प्राप्त की गई ऋण राशि	मूलधन की पुनःअदायगी Principal Repaid		31.3.2025 को बकाया ऋण	ब्याज और अन्य प्रभारों की आदायगी Payment of Interest & Other Charges	
Sl. No.	Loan Details/ Planwise	Loan Amt. Availed Upto 31/03/2025	During 2024-2025 के दौरान	Upto 31/03/2025 तक	Closing Debt Outstanding as on 31.3.2025	During 2024-2025 के दौरान	Upto 31/03/2025 तक
246	3529-IN Rajasthan Second District Primary Education Pj. (Jul 27 2001)	51758	5176	36231	15528	210	6717
247	3590-IN Second Karnataka Rural Water Supply & Sanitation (Mar 8 2002)	108022	10802	72915	35107	458	13129
248	3602-IN UP Water Sector Restructuring Project (Mar 8 2002)	85947	8595	58014	27933	365	9703
249	3603-IN Rajasthan Water Sector Restructuring Project (Mar 15 2002)	83184	8278	56279	26905	351	10102
250	3616-IN Andhra Pradesh Economic Program (Mar 15 2002)	101000	10100	68175	32825	301	14205
251	3617-IN Karnataka Economic Restructuring Programme II (Mar 15 2002)	40500	4050	29362	11138	133	5750
252	N018-IN Reproductive & Child Health Pj. (Jul 30 1997)	179101	17910	174624	4478	-90	22230
253	N041-IN Orissa Health Systems Development (Aug 13 1998)	51919	5167	46752	5167	67	6218
254	N042-IN Woman and Child Development Project (Jul 6 1999)	190354	19014	171341	19014	482	23794
255	N044-IN Rajasthan District Primary Education Project (Jul 6 1999)	60110	6011	49591	10519	37	7526
256	N045-IN Economic Reform Tech. Assistant Project (May 19 2000)	20922	2092	15691	5230	27	2610
Total		2794925	279365	2285914	509011	5648	357962
2002-2007 Tenth Five Year Plan							
257	3340-1-IN Immunization Strengthening Project (Feb 26 2004)	59317	5909	44545	14772	77	7114
258	3618-IN Mizoram State Roads Project (May 6 2002)	47500	4750	34438	13062	156	5718
259	3635-IN Karnataka Community-Based Tank Management (Jun 4 2002)	50080	5008	33804	16276	86	5779
260	3637-IN Gujarat Emergency Earthquake Reconstr. Project (Jun 4 2002)	228085	22809	148255	79830	467	30892
261	3662-IN Mumbai Urban Transport Project (Aug 5 2002)	56576	5658	36774	19801	251	7328
262	3692-IN AP Community Forest Management Project (Oct 8 2002)	78320	7832	50908	27412	347	9899
263	3718-IN Technical/ Engineering Education Quality Imp. Proj (Feb 4 2003)	161883	16188	99153	62730	377	19658
264	3732-IN Andhra Pradesh Rural Poverty Reduction Project (Apr 3 2003)	114000	11400	71250	42750	396	14802
265	3749-IN Chhattisgarh District Rural Poverty Project (Aug 18 2003)	36565	3656	21025	15540	95	4912
266	3777-IN Food and Drugs Capacity Building Project (Sep 29 2003)	17161	1716	9867	7293	76	2501
267	3821-IN Maharashtra Rural Water Sy & Sanitation Jal. Pj. (Sep 30 2003)	128800	12880	75670	53130	484	16059
268	3853-IN Second Andhra Pradesh Economic Reform Programme (Feb 13 2004)	76400	7640	41065	35335	335	10322
269	3867-IN Rajasthan Health Systems Development Project (Jun 3 2004)	52541	5254	28897	23643	251	5964
270	3882-IN Elementary Education Project(Sarva Shiksha Abhiyan (Jun 3 2004)	334900	25118	167450	167450	1212	42055
271	3907-IN Uttaranchal Decentralised Watershed Develop. Pro. (Jul 30 2004)	44944	3371	22472	22472	189	4735
272	3952-IN Integrated Disease Surveillance Project (Sep 23 2004)	17183	1718	9451	7732	80	2187
273	3987-IN Rural Roads project (Nov 8 2004)	206000	20600	113300	92700	968	24549
274	3996-IN Orissa Socio-Economic Development Programme (Nov 10 2004)	27400	2740	15070	12330	129	3563
275	4013-IN Assam Agricultural Competitiveness Project (Jan 14 2005)	105000	7875	52500	52500	442	10197
276	4018-IN Tamil Nadu Health System Project (Jan 5 2005)	60636	4548	30318	30318	295	6603
277	4054-IN-PO Emergency Tsunami Reconstruction Project(PO) (May 12 2005)	8512	638	4255	4257	31	1760
278	4054-IN-TN Emergency Tsunami Reconstruction Project(TN) (May 12 2005)	98268	7369	49140	49128	356	10746
279	4103-IN TN Empr. and Pov.Reduction Vazhdhu Kaatuvom Proj. (Sep 14 2005)	79400	7940	43670	35730	371	7547
280	4133-IN H.P. Mid Himalayan Watershed Dev. Pr. (Jan 19 2006)	41400	3105	20700	20700	174	3955
281	4161-IN National Agricultural Innovation Project (Jul 24 2006)	41100	4110	22605	18495	193	4017
282	4162-IN National Agricultural Innovation Project (Jul 24 2006)	90483	9048	49766	40717	1860	36878
283	4211-IN Karnataka Panchayats Strengthening Project (Jul 24 2006)	80962	6065	40531	40431	394	7781
284	4225-IN Second Operation under Orissa Socio-Economic Dev P (Aug 28 2006)	50500	5050	27775	22725	217	5695
285	4227-IN Reproductive & Child Health Project Phase-II (Oct 16 2006)	245000	24500	134750	110250	1074	22380
286	4228-IN Tuberculosis Control Project Phase - II (Oct 16 2006)	115698	11570	63634	52064	507	10875
287	4229-IN Karnataka Health System Dev and Reform Project (Oct 16 2006)	96361	9634	53008	43354	422	8898
288	4232-IN Uttarakhand Rural Water Supply & San. Proj (Oct 16 2006)	80647	6023	40493	40154	338	6320

क्र. संख्या	ऋण ब्यौरा/योजना वार	31.3.2025 तक प्राप्त की गई ऋण राशि	मूलधन की पुनःअदायगी Principal Repaid		31.3.2025 को बकाया ऋण	ब्याज और अन्य प्रभारों की आदायगी Payment of Interest & Other Charges	
Sl. No.	Loan Details/ Planwise	Loan Amt. Aailed Upto 31/03/2025	During 2024-2025 के दौरान	Upto 31/03/2025 तक	Closing Debt Outstanding as on 31.3.2025	During 2024-2025 के दौरान	Upto 31/03/2025 तक
289	4251-IN Punjab Rural Water Supply and Sanitation Project (Feb 26 2007)	91686	6828	46165	45521	383	6897
290	4254-IN Third Andhra Pradesh Economic Reform Programe (Feb 8 2007)	50800	3810	25400	25400	248	5440
291	4255-IN Tamilnadu Irrigated Agri Modernization & Water Bodies Restoration & Managem (Feb 12 2007)	99800	9980	54890	44910	428	9237
292	N018-1-IN Reproductive and Child Health Project-Supl. Financ (Mar 26 2003)	9454	945	9218	236	-5	1023
Total		3183361	293284	1792212	1391149	13705	384288
2007-2012 Eleventh Five Year Plan							
293	36181-IN Mizoram State Road Project (Aug 1 2007)	12100	1210	8772	3328	40	1050
294	3635-1-IN Karnataka Community Based Tank Management Project (Nov 2 2007)	11000	1100	6050	4950	52	898
295	3732-1-IN Addl Financing for Andhra Pradesh Rural Poverty Reduction Project (Jan 25 2008)	42700	3202	21350	21350	180	4074
296	4291-IN Andhra Pradesh and Telangana Commun. Based Tank Management Project (Jun 8 2007)	57794	4331	28921	28873	209	3948
297	4299-IN Third National HIV/AIDS Control Project (Jul 5 2007)	162619	12196	81309	81309	589	13655
298	4319-IN Vocational Training Improvement Project (Nov 2 2007)	165266	11963	85512	79754	671	12417
299	4323-IN Bihar Rural Livelihoods Project (BRLP) (Aug 9 2007)	41400	3105	20700	20700	174	3426
300	4338-IN Strengthening RURAL credit Co-op, Project (Nov 2 2007)	183428	13757	91714	91714	772	17872
301	4360-IN Himachal Pradesh Development Policy Program (Nov 19 2007)	42500	4250	23375	19125	200	4255
302	4380-IN Bihar Development Policy Operation - 1 (Jan 15 2008)	47800	3585	23900	23900	233	4800
303	4417-IN Second Elementary Education Project (Aug 14 2008)	364400	36440	200420	163980	1564	35358
304	4461-IN National vector Borne Disease Control and Polio Eradication Support Prj. (Feb 13 2009)	151459	15146	83303	68157	650	12453
305	4472-IN Orissa Rural Livelihood Project-TRIPTI (Jan 27 2009)	43915	4313	24508	19407	185	2849
306	4499-IN Orissa Community Tanks Management Project (Jan 27 2009)	16983	1698	9341	7642	73	1029
307	4632-IN Second Madhya Pradesh District Poverty Initiatives Project (Jul 20 2009)	59718	4449	30057	29661	271	4337
308	4640-IN Uttar Pradesh Sodic Lands Reclamation-III Project (Jul 20 2009)	117735	8591	60462	57273	558	6755
309	4653-IN Andhra Pradesh Rural and Telangana Water Supply and Sanitation Project (Jan 22 2010)	77222	5736	38966	38256	344	4366
310	4675-IN Addl.Financing for Andhra Pradesh RuralPoverty Reduction Project (Dec 29 2009)	62900	3145	28305	34595	277	5180
311	4685-IN Second Technical/Engineering Education Quality Improvement Project. (Jul 14 2010)	133147	6647	60019	73128	623	7743
312	4700-IN Second Elementary Education Project (Additional Credit) (May 7 2010)	482600	24130	217170	265430	2262	41838
313	4709-IN Additional Financing For Rajasthan Water Sector Restructuring (May 21 2010)	4301	215	1936	2366	20	339
314	4754-IN Scaling up Sustainable & Responsible Microfinance Project (Jul 9 2010)	65900	3295	29655	36245	334	5486
315	4755-IN Ccapacity Building for Industrial Pollution Management Project (Jul 22 2010)	14908	707	6742	8167	70	786
316	4756-IN Additional Financing for Tamil Nadu Health Systems Project (Jul 6 2010)	77111	3854	32787	44324	308	5554
317	4758-IN West Bengal Institutional Strengthening of Gram Panchayats Project (Jul 15 2010)	130780	6535	55629	75151	647	9277
318	4765-IN Integrated Coastal Zone Management Project (Jul 22 2010)	123601	5842	56420	67181	578	6043
319	4768-IN Second Karnataka Rural Water Supply and Sanitation Project (Jul 17 2010)	82101	4099	34948	47153	431	5946
320	4772-IN National Cyclone Risk Mitigation Project (Jan 14 2011)	152326	7469	66431	85895	596	7582
321	4787-IN Dam Rehabilitation and Improvement Project (Dec 21 2011)	93016	4651	39532	53484	489	4315
322	4802-IN Bihar - Kosi Flood Recovery Project (Jan 12 2011)	86438	4003	39241	47196	399	4981
323	4809-IN Maharashtra Agricultural Competitiveness Project (Nov 2 2010)	57962	2814	24899	33064	284	3171
324	4812-IN Second Additional Financing for Mizoram States Road Project (Oct 22 2010)	8595	430	3545	5050	43	776
325	4837-IN Addl. Financing for TN Empr and Poverty Reduction"Vazhdhu Kaattuvom" Proj. (Dec 23 2010)	94554	4696	39380	55173	507	6042
326	4848-IN PMGSY Rural Roads Project (Jan 14 2011)	176153	8808	68259	107893	4686	47189
327	4849-IN PMGSY Rural Roads Project (Jan 14 2011)	394900	19745	153024	241876	2186	29415
328	4850-IN Additional Financing for Uttarakhand Decentralized Watershed Development Pr (Mar 17 2011)	3844	192	1490	2355	19	309
329	4859-IN Rajasthan Rural Livelihoods Project (May 24 2011)	76978	3816	29262	47716	434	4131

क्र. संख्या	ऋण व्यौरा/योजना वार	31.3.2025 तक प्राप्त की गई ऋण राशि	मूलधन की पुनःअदायगी Principal Repaid		31.3.2025 को बकाया ऋण	ब्याज और अन्य प्रभारों की आदायगी Payment of Interest & Other Charges		
			Loan Amt. Availed Upto 31/03/2025	During 2024-2025 के दौरान		Upto 31/03/2025 तक	Closing Debt Outstanding as on 31.3.2025	During 2024-2025 के दौरान
Sl. No.	Loan Details/ Planwise							
330	4872-IN Kerala Local Government and Service Delivery Project (Jul 4 2011)	113777	5625	43468	70309	599	8094	
331	4943-IN Biodiversity Conservation & Rural Livelihoods Improvement Project	1949	41	1411	538	4	95	
332	(Jun 14 2011) 4955-IN National Ganga River Basin project (Jun 14 2011)	123020	6151	43057	79963	633	6322	
333	4978-IN National Rural Livelihoods Project (Jul 18 2011)	334000	22044	165330	168670	4042	45842	
334	4997-IN Capacity Building for Urban Development Project (Dec 8 2011)	15801	892	8837	6964	158	1520	
335	5014-IN West Bengal Accelerated Development of Minor Irrigation Project	77415	5080	38546	38869	892	9844	
336	(Dec 21 2011) 5027-IN Second Kerala Rural Water Supply and Sanitation Project (Feb 15	95447	6258	44435	51011	1204	12131	
337	2012) 5033-IN Uttar Pradesh Health Systems Strengthening Project (Mar 21 2012)	91362	5965	42735	48628	1147	10771	
338	5035-IN North East Rural Livelihood Project (Jan 20 2012)	70573	4518	33742	36832	839	7809	
Total		4843498	306739	2248895	2594603	31476	432071	
Grand Total		23086473	1421049	14486309	8600165	113654	3252247	

कृषि विकास के लिए अंतरराष्ट्रीय कोष
International Fund for Agricultural Development
मुद्रा: विशेष आहरण अधिकार हजारों में
International Fund for Agricultural Development
Currency : Thousands Special Drawing Right

2012-2017 Twelfth Five Year Plan

1	0585-A-IN Additional Financing for Orrisa Tribal Empowerment and Livelihoods Programm (Feb 25 2014)	6329	316	1899	4430	93	1120
2	0879-IN Jharkhand Tribal Empowerment & Livelihood Project (Oct 4 2013)	22654	755	1510	21144	163	990
3	2000000695 Odisha Particularly Vul. Tribal Gp. Emp. and Lively. Imp. Prog. (OPELIP) (Mar 18 2016)	30520	1502	8465	22055	441	1690
4	2000001433 Post Tsunami Sustainable Livelihoods Prog.for Coastal communities of T N (Mar 30 2016)	10910	539	2280	8630	181	1070
5	682MP-A-IN Adtl. Financing to Tejaswini Rural Women Empowerment Programme (Jun 26 2014)	7743	385	2359	5384	113	933
Total		78156	3498	16513	61643	991	5802

1979-1980 Yearly Plan

6	0023-IN Bhima Command Area Development Project (Oct 11 1979)	38500	962	34169	4331	51	10110
7	0032-IN Rajasthan CAD Project (Jan 4 1980)	42700	1068	37362	5338	61	10155
Total		81200	2030	71531	9669	112	20265

1980-1985 Sixth Five Year Plan

8	0049-IN Sunderban Development Project (Dec 16 1980)	13350	334	11348	2002	23	3108
9	0081-IN M.P.Medium Irrigation Project (Jun 25 1982)	21900	548	18068	3832	42	5603
10	0124-IN Second U.P.Tubewell Project (Jul 28 1983)	27280	682	21824	5456	60	6571
Total		62530	1563	51239	11291	125	15283

1985-1990 Seventh Five Year Plan

11	0214-IN Orissa Tribal Development Project (Feb 4 1988)	9250	231	6244	3006	32	1879
12	0240-IN T.N.Women Development Project (May 30 1989)	12932	323	8245	4687	49	2684
Total		22182	554	14489	7693	81	4563

1991-1992 Yearly Plan

13	0282-IN A.P.Tribal Development Project (May 15 1991)	12961	324	7776	5184	54	2740
Total		12961	324	7776	5184	54	2740

1992-1997 Eighth Five Year Plan

14	0325-IN Maharashtra Rural Credit (May 28 1995)	18971	474	10434	8537	89	3696
15	0349-IN AP Parti.Tribal Dev. Project (May 13 1994)	18950	632	12949	6001	49	2501
16	0379-IN Mewat Area Development Project (May 29 1995)	9545	318	6365	3180	26	1221
17	0439-IN Rural Women's Dev.& Empowerment (Mar 27 1997)	6490	216	4002	2488	20	779
Total		53956	1640	33750	20206	183	8197

क्र. संख्या	ऋण ब्यौरा/योजना वार	31.3.2025 तक प्राप्त की गई ऋण राशि	मूलधन की पुनःआदायगी Principal Repaid		31.3.2025 को बकाया ऋण	ब्याज और अन्य प्रभारों की आदायगी Payment of Interest & Other Charges	
Sl. No.	Loan Details/ Planwise	Loan Amt. Availed Upto 31/03/2025	During 2024-2025 के दौरान	Upto 31/03/2025 तक	Closing Debt Outstanding as on 31.3.2025	During 2024-2025 के दौरान	Upto 31/03/2025 तक

1997-2002 Ninth Five Year Plan

18	0444-IN NE Regn Community Resource Mana (May 20 1997)	16550	552	9930	6620	53	1693
19	0506-IN Jharkhand-Chhattisgarh Tribal Development Programe (Jun 25 1999)	13550	446	7087	6462	51	1232
20	0568-IN Livelihood Security Project for Earthquake-Gujarat (Feb 18 2002)	919	31	414	506	4	143
Total		31019	1028	17431	13588	108	3067

2002-2007 Tenth Five Year Plan

21	0585-IN Orissa Tribal Empowerment & Livelihood Program (Dec 18 2003)	16050	535	6688	9362	73	1349
22	0662-IN Post-Tsunami Sustainable Livelihoods Prog. (Nov 11 2005)	9947	332	3154	6793	53	838
23	624-IN Livelihood Improvement Project for the Himalayas (Feb 20 2004)	23479	783	8609	14870	116	2287
24	682(MH)-IN Tejaswini Rural Women Empowerment Programme (Maharashtra) (Oct 12 2006)	18416	613	5542	12874	100	1403
25	682(MP)-IN Tejaswini Rural Women Empowerment Programme (MP) (Oct 12 2006)	9139	305	2743	6396	50	742
Total		77030	2567	26735	50295	392	6619

2007-2012 Eleventh Five Year Plan

26	0748-IN Mitigating Poverty in Western Rajasthan (Oct 17 2008)	17876	596	3881	13995	108	1180
27	0779-IN Convergence of Agricultural Interventions in MH distressed Distt. Programme (Sep 30 2009)	22492	745	4618	17874	138	1332
28	691-IN Post Tsunami Sustainable Livelihood Prog.for Coastal communities of Tamil N (Nov 1 2007)	10294	343	2928	7366	57	554
29	710-IN Women's Empowerment and Livelihoods Programme in the Mid-Gangetic Plains (Dec 11 2008)	4176	139	1114	3063	24	346
30	794-IN North Eastern Region Comm. Resource Management proj. for upland areas II (Jul 12 2010)	11418	381	1903	9515	74	930
31	I-856-IN Integrated Livelihood Support Project (Feb 1 2012)	55624	1854	5562	50062	386	2733
Total		121880	4057	20006	101873	787	7075
Grand Total		540913	17262	259470	281443	2832	73610

मुद्रा: अमरीकी डॉलर हजारों में
Currency : Thousands U S Dollars

2017-2018 For Financial Year

32	2000001749 Andhra Pradesh Drought Mitigation Project (Sep 7 2017)	13415	644	2461	10954	229	1806
Total		13415	644	2461	10954	229	1806
Grand Total		13415	644	2461	10954	229	1806

इटली
मुद्रा: यूरो हजारों में
Italy

Currency : Thousands Euros

2002-2007 Tenth Five Year Plan

1	ITGL019 Water Supply & Solid Waste Mang.in West Bengal (May 30 2005)	278	0	0	278	0	0
Total		278	0	0	278	0	0
Grand Total		278	0	0	278	0	0

जापान
मुद्रा: जापानी येन मिलियन में
Japan

Currency : Millions Japanese Yen

2017-2018 For Financial Year

1	IDC-010 Gujarat Investment Promotion Program (Sep 15 2017)	16825	1601	4819	12006	79	603
2	IDP-268 Mumbai Metro Line 3 Project (II) (Mar 29 2018)	95239	0	100	95139	1427	8328
3	IDP-268A Mumbai Metro Line 3 Project II (Mar 29 2018)	4761	0	0	4761	0	2
Total		116825	1601	4919	111906	1507	8933

2018-2019 For Financial Year

4	IDC-011 Pr. for Japan-India Cooporative Actions towards Sust. Devp. Goals in India (Jan 18 2019)	15000	0	15	14985	218	1123
Total		15000	0	15	14985	218	1123

1992-1997 Eighth Five Year Plan

5	IDP-108 Anpara Power Transmission System II (Jan 25 1996)	8055	393	7662	393	16	3219
---	---	------	-----	------	-----	----	------

क्र. संख्या	ऋण ब्योरा/योजना वार	31.3.2025 तक प्राप्त की गई ऋण राशि	मूलधन की पुनःअदायगी Principal Repaid		31.3.2025 को बकाया ऋण	ब्याज और अन्य प्रभारों की आदायगी Payment of Interest & Other Charges		
			Loan Amt. Availed Upto 31/03/2025	During 2024-2025 के दौरान		Upto 31/03/2025 तक	Closing Debt Outstanding as on 31.3.2025	During 2024-2025 के दौरान
Sl. No.	Loan Details/ Planwise							
6	IDP-109 Bangalore Water Supply & Sewerage Project (Jan 25 1996)	23047	1124	21923	1124	41	6654	
7	IDP-111 Attappady Wasteland Comprehensive Environment (Jan 25 1996)	4867	234	4633	234	9	908	
8	IDP-112 Gujarat Afforest. & Development Project (Jan 25 1996)	15732	767	14965	767	28	5453	
9	IDP-113 Kurnool-Cuddapah Canal Modernisation Project (Jan 25 1996)	15729	767	14961	767	31	4803	
10	IDP-117 West Bengal Transmission System project (Feb 25 1997)	10495	512	9471	1024	32	3638	
11	IDP-118 Umiam Hydro Power Stn. Ren.Project (Feb 25 1997)	1693	83	1528	165	5	591	
12	IDP-121 Delhi Mass Rapid Transport System (Feb 25 1997)	14760	720	13320	1440	46	5286	
13	IDP-122 Calcutta Transport Infrastruct Development Project (Feb 25 1997)	10531	514	9504	1027	33	3292	
14	IDP-123 Kerala Water Supply Project (Feb 25 1997)	11834	577	10681	1153	33	2411	
15	IDP-124 Eastern Karnataka Afforestation Project (Feb 25 1997)	14832	723	13387	1445	42	4873	
16	IDP-125 Tamil Nadu Afforestation Program (Feb 25 1997)	13286	648	11990	1296	38	4386	
17	IDP-126 Rajghat Canal Irrigation Program (Feb 25 1997)	12565	613	11339	1226	39	3984	
18	IDP-128 Srisailem Left Bk. Power Project (Feb 25 1997)	14184	692	12108	2076	60	5565	
Total		171609	8366	157471	14138	452	55065	
1997-2002 Ninth Five Year Plan								
19	IDP-127 Simhadri and Vizag Trans.System (Dec 12 1997)	10437	509	8909	1527	44	3867	
20	IDP-130 Bakreshwer Thermal Power Station Project II (Dec 12 1997)	32301	1576	27574	4727	136	13131	
21	IDP-132 Punjab Afforestation Project (Dec 12 1997)	6188	302	5283	906	24	2149	
22	IDP-133 Chhattisgarh Sericulture Project (Dec 12 1997)	1205	59	1029	176	5	408	
23	IDP-134 Manipur Sericulture Project (Dec 12 1997)	3942	192	3365	577	17	1088	
24	IDP-135 Rengali Irrigation Project (Dec 12 1997)	6844	334	5843	1002	29	2499	
25	IDP-137 Bakreshwer Thermal Power Station Project III (Mar 24 1999)	9695	473	7803	1892	40	3050	
26	IDP-139 Delhi Mass Rapid Transport System Project II (Mar 30 2001)	6732	328	4762	1970	40	2230	
27	IDP-141 Delhi Mass Rapid Transport System Project (III) (Feb 13 2002)	28650	1398	18867	9783	195	9208	
Total		105994	5170	83435	22560	531	37631	
2002-2007 Tenth Five Year Plan								
28	IDP-142 Simhadri & Vizag Transmission System Project II (May 10 2002)	5476	267	3472	2003	40	1680	
29	IDP-143 West Bengal Transmission System Project (II) (May 10 2002)	2253	110	1429	824	16	615	
30	IDP-145 Delhi Mass Rapid Transport System Project (IV) (Mar 31 2003)	33582	1638	20477	13105	258	10497	
31	IDP-146 Punjab Afforestation Project (II) (Mar 31 2003)	4809	158	1971	2838	22	608	
32	IDP-147 Bakreswar Thermal Power Station Units Ext. Project (Mar 31 2003)	36641	1787	22342	14299	282	9454	
33	IDP-148 Rajasthan Forestry and Biodiversity Project (Mar 31 2003)	8619	283	3533	5087	40	1054	
34	IDP-149 Yamuna Action Plan Project (II) (Mar 31 2003)	8328	273	3413	4915	38	811	
35	IDP-150 Ajanta-Ellora Conser. & Tourism Dev. Pr. (II) (Mar 31 2003)	6455	312	3961	2494	49	1487	
36	IDP-150A Ajanta Ellora Conservation & Tourism Development Project-II (Mar 31 2003)	36	1	15	21	0	4	
37	IDP-151 Delhi Mass Rapid Transport System Project (V) (Mar 31 2004)	56591	2761	31746	24845	350	11977	
38	IDP-152 Purulia Pumped Storage Project (II) (Mar 31 2004)	23535	1148	13202	10332	146	4977	
39	IDP-154 Rengali Irrigation Project (II) (Mar 31 2004)	6274	306	3519	2754	39	1168	
40	IDP-155 Kurnool-Cuddapah Canal Modernization Project-II (Mar 31 2004)	3394	166	1904	1490	21	665	
41	IDP-156 Umiam Stage-II Hydro Pj.Stn.Renovation & Modernizn (Mar 31 2004)	1826	89	1024	801	11	264	
42	IDP-157 Bisalpur Jaipur Water Supply Project (Mar 31 2004)	8874	433	4978	3896	55	1565	
43	IDP-158 Int.Natural Resource Mgmt. & Povty.Pj. in Haryana (Mar 31 2004)	5961	195	2251	3710	29	686	
44	IDP-159 Delhi Mass Rapid Transport System Project(VI) (Mar 31 2005)	19280	941	9875	9405	131	4013	
45	IDP-161 Rajasthan Minor Irrigation Improvement Project (Mar 31 2005)	5351	253	2817	2535	35	596	
46	IDP-162 Tamil Nadu Afforestation Project (II) (Mar 31 2005)	9200	301	3174	6026	47	1047	
47	IDP-163 Karnataka Sus. Forest Manag.&Bio. Conservaton Pro (Mar 31 2005)	15041	493	5180	9861	77	1573	
48	IDP-164 Ganga Action Plan Project (Varanasi) (Mar 31 2005)	6200	167	2854	3347	26	257	

क्र. संख्या	ऋण ब्यौरा/योजना वार	31.3.2025 तक प्राप्त की गई ऋण राशि	मूलधन की पुनःअदायगी Principal Repaid		31.3.2025 को बकाया ऋण	ब्याज और अन्य प्रभारों की आदायगी Payment of Interest & Other Charges	
Sl. No.	Loan Details/ Planwise	Loan Amt. Aailed Upto 31/03/2025	During 2024-2025 के दौरान	Upto 31/03/2025 तक	Closing Debt Outstanding as on 31.3.2025	During 2024-2025 के दौरान	Upto 31/03/2025 तक
49	IDP-165 Bangalore Water Supply&Sewerage Project Phase II-I (Mar 31 2005)	41614	2027	21340	20273	283	6027
50	IDP-167 Purulia Pumped Storage Project (III) (Mar 31 2006)	13317	650	6171	7145	99	2300
51	IDP-168 Bangalore Water Supply and Sewerage Project (II-2) (Mar 31 2006)	9706	472	4510	5197	72	1052
52	IDP-168A Bangalore Water Supply and Sewerage Project (II-2) (Mar 31 2006)	17986	589	5625	12361	96	1034
53	IDP-170 Delhi Mass Rapid Transport System Project-Phase 2 (Mar 31 2006)	14900	727	6905	7995	111	2991
54	IDP-171 Bangalore Metro Rail Project (Mar 31 2006)	38182	1855	17782	20400	283	5296
55	IDP-172 Swan River Integrated Watershed Management Project (Mar 31 2006)	3450	113	1075	2375	18	301
56	IDP-173 Orissa Forestry Sector Development Project (Mar 31 2006)	12126	397	3798	8328	65	1124
57	IDP-174 Hussain Sagar Lake and Catchment Area Improv. Proj (Mar 31 2006)	4839	157	1540	3299	26	412
58	IDP-175 Kolkata Solid Waste Management Improvement Project (Mar 31 2006)	2468	79	808	1659	13	195
59	IDP-178 Transmission System Modernization & Strengthening Project in Hyderabad (Mar 30 2007)	15999	780	6634	9365	129	2359
60	IDP-179 Delhi Mass Rapid Transport System Project Phase 2(II) (Mar 30 2007)	13583	663	5632	7951	110	2726
61	IDP-181 Andhra Pradesh Irrigation & Livelihood Improvement Project (Mar 30 2007)	15130	727	6403	8727	121	1979
62	IDP-182 Tripura Forest Environmental Improvement & Poverty Alleviation Project (Mar 30 2007)	5459	178	1549	3910	30	458
63	IDP-183 Gujarat Forestry Development Project Phase 2 (Mar 30 2007)	14932	488	4192	10739	83	1309
64	IDP-184 Kerala Water Supply Project (II) (Mar 30 2007)	29634	1446	12287	17347	240	5306
65	IDP-185 Agra Water Supply Project (Mar 30 2007)	23177	1129	9634	13543	187	2544
66	IDP-186 Amritsar Sewerage Project (Mar 30 2007)	6154	200	1745	4409	34	377
67	IDP-187 Orissa Integrated Sanitation Improvement Project (Mar 30 2007)	19030	624	5304	13726	106	1230
Total		569410	25381	266073	303338	3820	94019
2007-2012 Eleventh Five Year Plan							
68	IDP-189 Goa Water Supply and Sewerage Project (Sep 14 2007)	13278	589	5910	7368	102	1422
69	IDP-189A Goa Water Supply & Sewerage Project (Sep 14 2007)	5614	192	1297	4317	33	342
70	IDP-189B Goa Water Supply and Sewerage Project (Sep 14 2007)	1385	67	548	836	0	2
71	IDP-191 Delhi Mass Rapid Transport System Project Phase 2(III) (Mar 10 2008)	71529	3489	26169	45360	576	12961
72	IDP-191A Delhi Mass Rapid Transport. System Project Phase2(III) (Mar 10 2008)	571	28	209	362	0	1
73	IDP-192 Kolkata East-West Metro Project (Mar 10 2008)	4556	222	1667	2889	37	742
74	IDP-192A Kolkata East-West Metro Project (Mar 10 2008)	1834	89	671	1163	0	2
75	IDP-193 Hyderabad Outer Ring Road Project Phase-1 (Mar 10 2008)	23307	1137	8527	14780	188	3948
76	IDP-193A Hyderabad Outer Ring Road Project Phase-1 (Mar 10 2008)	856	42	313	543	0	1
77	IDP-194 Forest Department-Uttar Pradesh (Mar 10 2008)	6783	219	1742	5041	29	489
78	IDP-194A U. Pradesh Participatory Forest Management and Poverty Alleviation Project (Mar 10 2008)	622	20	154	468	0	1
79	IDP-195 Hogenakkal Water Supply and Fluorosis Mitigation Project (Mar 10 2008)	15908	776	5820	10088	128	2312
80	IDP-195A Hogenakkal Water Supply and Fluorosis Mitigation Project (Mar 10 2008)	977	48	358	620	0	1
81	IDP-196 Tamil Nadu Urban Infrastructure Project (Mar 10 2008)	6818	333	2495	4324	55	963
82	IDP-197 Chennai Metro Project (Nov 21 2008)	18434	899	5845	12589	160	2687
83	IDP-197A Chennai Metro Project (Nov 21 2008)	3295	161	1045	2250	0	5
84	IDP-198 Hyderabad Outer Ring Road Project (Phase-II) (Nov 21 2008)	23786	1090	8521	15265	193	2956
85	IDP-198A Hyderabad Outer Ring Road Project (Phase-II) (Nov 21 2008)	1403	71	414	989	0	1
86	IDP-199 Capacity Development for Forest Mgt. & Personnel Trg. Project (Nov 21 2008)	3156	103	672	2483	14	181
87	IDP-202 Delhi MassRapid Transport System Project Phase2(IV) (Mar 31 2009)	76038	3709	24109	51928	657	12709
88	IDP-202A Delhi Mass Rapid Transport System Project Phase2(IV) (Mar 31 2009)	506	25	160	345	0	1
89	IDP-203 Kerala Water Supply Project (III) (Mar 31 2009)	4476	218	1419	3057	39	616
90	IDP-203A Kerala Water Supply Project(III) (Mar 31 2009)	1186	58	376	810	0	1

क्र. संख्या	ऋण ब्यौरा/योजना वार	31.3.2025 तक प्राप्त की गई ऋण राशि	मूलधन की पुनःआदायगी Principal Repaid		31.3.2025 को बकाया ऋण	ब्याज और अन्य प्रभारों की आदायगी Payment of Interest & Other Charges	
Sl. No.	Loan Details/ Planwise	Loan Amt. Availed Upto 31/03/2025	During 2024-2025 के दौरान	Upto 31/03/2025 तक	Closing Debt Outstanding as on 31.3.2025	During 2024-2025 के दौरान	Upto 31/03/2025 तक
91	IDP-204 Hogenakkal Water Supply & Fluorosis Mitigation Project (Phase 2) (Mar 31 2009)	7301	356	2315	4986	63	1047
92	IDP-204A Hogenakkal Water Supply & Fluorosis Mitigation Project (Phase 2) (Mar 31 2009)	4	0	1	2	0	0
93	IDP-205 Dedicated Freight Corridor Project (Phase I) (Oct 27 2009)	2086	68	376	1710	0	11
94	IDP-206 Delhi Mass Rapid Transport System Project Phase 2(V) (Mar 31 2010)	30312	1479	8133	22179	326	5375
95	IDP-207 Kolkata East-West Metro Project (II) (Mar 31 2010)	21084	1029	5657	15428	227	2912
96	IDP-207A Kolkata East-West Metro Project (II) (Mar 31 2010)	1665	81	447	1218	0	2
97	IDP-208 Chennai Metrol Project (II) (Mar 31 2010)	55646	2714	14929	40717	599	8745
98	IDP-208A Chennai Metro Project (II) (Mar 31 2010)	4205	205	1128	3077	0	5
99	IDP-209 Dedicated Freight Corridor Project (Phase I)(II) (Mar 31 2010)	83588	2723	15520	68068	140	1911
100	IDP-209A Dedicated Freight Corridor Project (Phase I) (II) (Mar 31 2010)	5043	176	637	4407	0	4
101	IDP-210 Rengali Irrigation Project (Mar 31 2010)	3047	149	818	2229	33	553
102	IDP-210A Rengali Irrigation Project (III) (Mar 31 2010)	21	1	6	15	0	0
103	IDP-212 Dedicated Freight Corridor Project (Phase 2) (Jul 26 2010)	1224	40	201	1023	0	8
104	IDP-213 Himachal Pradesh Crop Diversification Promotion Proj (Feb 17 2011)	4207	205	932	3275	48	510
105	IDP-213A (Himachal Pradesh Crop Diversification Promotion Project) (Feb 17 2011)	350	17	77	273	0	0
106	IDP-214 Tamil Nadu Biodiversity Conservation and Greening Project (Feb 17 2011)	7783	255	1162	6622	44	481
107	IDP-214A Tamil Nadu Biodiversity Conservation and Greening Project (Feb 17 2011)	95	3	14	81	0	0
108	IDP-216 Andhra Pradesh Rural High Voltage Distribution System Project (Jun 16 2011)	17445	572	2288	15157	102	1054
109	IDP-216A Andhra Pradesh Rural High Voltage Distribution System Project (Jun 16 2011)	29	1	4	25	0	0
110	IDP-217 Madhya Pradesh Transmission System Modernisation Project (Jun 16 2011)	12465	812	7188	5277	30	553
111	IDP-220 Bangalore Metro Rail Project (II) (Jun 16 2011)	15896	775	3102	12794	188	2143
112	IDP-220A Bangalore Metro Rail Project (II) (Jun 16 2011)	3764	184	734	3029	0	4
113	IDP-221 Rajasthan Forestry and Biodiversity Project (Phase-2) (Jun 16 2011)	14918	489	1965	12952	87	894
114	IDP-221A Rajasthan Forestry and Biodiversity Project (Phase-2) (Jun 16 2011)	153	5	21	132	0	0
115	IDP-222 Delhi Mass Rapid Transport System Project Phase 3 (Mar 29 2012)	125257	6110	21385	103872	1519	17912
116	IDP-222A Delhi Mass Rapid Transport System Project Phase 3 (Mar 29 2012)	2660	130	454	2206	0	2
117	IDP-223 West Bengal Forest and Biodiversity Conservation Project (Mar 29 2012)	4888	159	595	4293	29	246
118	IDP-223A West Bengal Forest and Biodiversity Conservation Project (Mar 29 2012)	210	7	28	182	0	0
Total		711664	32330	188559	523105	5645	86720
2012-2017 Twelfth Five Year Plan							
119	IDC-008 Tamil Nadu Investment Promotion Programme (Nov 12 2013)	12987	634	950	12037	176	1823
120	IDC-009 Tamil Nadu Investment Promotion Program Phase-2 (Mar 31 2017)	22145	0	22	22123	310	2007
121	IDP-224 Tamil Nadu Transmission System Improvement Project (Sep 28 2012)	41998	2002	6955	35042	201	1877
122	IDP-224A Tamil Nadu Transmission System Improvement Project (Sep 28 2012)	0	0	0	0	0	0
123	IDP-226 Rajasthan Rural Water Supply and Fluorosis Mitigation Project (Nagaur) (Sep 28 2012)	34515	1684	5051	29464	430	3326
124	IDP-226A Rajasthan Rural Water Supply and Fluorosis Mitigation Project (Nagaur) (Sep 28 2012)	730	36	107	624	0	1
125	IDP-227 Campus Development Project of Indian Institute of Technology, Hyderabad (Jan 28 2014)	5034	246	368	4666	68	343
126	IDP-227A Campus Development Project of Indian Institute of Technology, Hyderabad (Jan 28 2014)	298	15	22	276	0	0
127	IDP-229 Dedicated Freight Corridor Project (Phase-2) (II) (Mar 28 2013)	129404	4241	10653	118751	244	2169
128	IDP-229A Dedicated Freight Corridor Project (Phase-2) (II) (Mar 28 2013)	6578	217	495	6083	1	3
129	IDP-230 Chennai Metro Project(III) (Mar 28 2013)	47375	2311	5777	41598	607	6652
130	IDP-230A Chennai Metro Rail Ltd (III) (Mar 28 2013)	1316	64	161	1155	0	1
131	IDP-233 Mumbai Metro Line 3 Project (Sep 17 2013)	64237	3130	6331	57906	844	6786
132	IDP-233A Mumbai Metro Line 3 Project (Sep 17 2013)	6763	330	660	6103	1	5

क्र. संख्या	ऋण ब्यौरा/योजना वार	31.3.2025 तक प्राप्त की गई ऋण राशि	मूलधन की पुनःअदायगी Principal Repaid		31.3.2025 को बकाया ऋण	ब्याज और अन्य प्रभारों की आदायगी Payment of Interest & Other Charges	
			During 2024-2025 के दौरान	Upto 31/03/2025 तक		During 2024-2025 के दौरान	Upto 31/03/2025 तक
Sl. No.	Loan Details/ Planwise	Loan Amt. Availed Upto 31/03/2025	During 2024-2025 के दौरान	Upto 31/03/2025 तक	Closing Debt Outstanding as on 31.3.2025	During 2024-2025 के दौरान	Upto 31/03/2025 तक
133	IDP-238 Delhi Mass Rapid Transport System Project Phase 3(II) (Mar 31 2014)	148887	7256	11032	137855	2006	16343
134	IDP-245 Odisha Transmission System Improvement Project (May 15 2015)	8568	406	4308	4260	37	234
135	IDP-245A Odisha Transmission System Improvement Project (May 15 2015)	135	5	86	49	0	0
136	IDP-246 Chennai Metro Project (IV) (Mar 4 2016)	17701	0	20	17681	248	1853
137	IDP-246A Chennai Metro Project (IV) (Mar 4 2016)	1838	0	0	1838	0	1
138	IDP-247 Ahmedabad Metro Project (I) (Mar 4 2016)	78040	0	82	77958	1091	5179
Total		628548	22575	53082	575467	6262	48604
Grand Total		2319051	95423	753553	1565498	18435	332095

न्यू डेवलेपमेंट बैंक
मुद्रा: अमरीकी डॉलर हजारों में
New Development Bank
Currency : Thousands U S Dollars

2012-2017 Twelfth Five Year Plan

1	16IN02 Development and Upgradation of Major District Roads - Madhya Pradesh (Mar 30 2017)	327735	21904	75513	252222	18006	64724
Total		327735	21904	75513	252222	18006	64724

2017-2018 For Financial Year

2	17IN01 Rajasthan Water Sector Restructuring Project for the Desert Areas (Feb 13 2018)	100000	3340	4950	95050	6637	21140
Total		100000	3340	4950	95050	6637	21140

2018-2019 For Financial Year

3	17IN02 Madhya Pradesh Multi Village Rural Water Supply Project (Aug 20 2018)	246216	15395	46086	200130	14185	48149
4	18IN01 Bihar Roral Roads Project (Nov 20 2018)	45000	2997	4496	40504	2851	8486
5	18IN03 Madhya Pradesh Bridge Project (Tranche 1) (Oct 5 2018)	105000	6993	13986	91014	6420	17519
Total		396216	25385	64568	331648	23456	74155

2020-2021 For Financial Year

6	20IN03 Emergency Assistance Program in Combating COVID-19 (May 5 2020)	1000000	0	0	1000000	68127	204042
7	20IN05 Emergency Program Loan Supporting India's Economic Recovery from COVID-19 (Dec 16 2020)	1000000	0	0	1000000	68127	192237
Total		2000000	0	0	2000000	136255	396279
Grand Total		2823951	50628	145031	2678920	184354	556298

अंतरराष्ट्रीय विकास के लिए ओपेक निधि
मुद्रा: अमरीकी डॉलर हजारों में
OPEC Fund for International Development
Currency : Thousands U S Dollars

2007-2012 Eleventh Five Year Plan

1	1251-P Orissa Integrated Irrigated Agriculture and Water Management Project (Mar 12 2009)	24502	1652	18721	5781	193	4544
Total		24502	1652	18721	5781	193	4544
Grand Total		24502	1652	18721	5781	193	4544

रूसी परिसंघ
मुद्रा: भारतीय रुपया हजारों में
Russian Federation
Currency : Thousands Indian Rupee

1992-1997 Eighth Five Year Plan

1	3-4008 Non-Reschedule Without Interest (Jan 29 1993)	651953	16889	585670	66283	0	0
2	3-4009 Rescheduled Portion of USSR Debt 1992 (Jan 29 1993)	11639275	258665	8276628	3362647	0	0
Total		12291228	275554	8862298	3428930	0	0
Grand Total		12291228	275554	8862298	3428930	0	0

मुद्रा: अमरीकी डॉलर हजारों में
Currency : Thousands U S Dollars

1997-2002 Ninth Five Year Plan

3	RUGL005 Kudankulam Nuclear Power Project dt.21/06/98(supl) (Jun 21 1998)	1434211	0	1434211	0	0	547885
Total		1434211	0	1434211	0	0	547885

क्र. संख्या	ऋण ब्यौरा/योजना वार	31.3.2025 तक प्राप्त की गई ऋण राशि	मूलधन की पुनःअदायगी Principal Repaid		31.3.2025 को बकाया ऋण	ब्याज और अन्य प्रभारों की आदायगी Payment of Interest & Other Charges	
			During 2024-2025 के दौरान	Upto 31/03/2025 तक		During 2024-2025 के दौरान	Upto 31/03/2025 तक

2012-2017 Twelfth Five Year Plan

Sl. No.	Loan Details/ Planwise	Loan Amt. Availed Upto 31/03/2025	During 2024-2025 के दौरान	Upto 31/03/2025 तक	Closing Debt Outstanding as on 31.3.2025	During 2024-2025 के दौरान	Upto 31/03/2025 तक
4	2/2641 Kudankulam Nuclear Power Project Unit 3 (Jul 17 2012)	0	0	0	0	33584	33584
5	2/2642 Kudankulam Nuclear Power Project Unit No 4 (Jul 17 2012)	0	0	0	0	31014	31014
6	3/2641 Kudankulam Nuclear Power Project Unit 3 (Jul 17 2012)	140213	0	0	140213	29064	140213
7	3/2642 Kudankulam Nuclear Power Project Unit No 4 (Jul 17 2012)	117806	0	0	117806	27335	117806
Total		258019	0	0	258019	120998	322617
Grand Total		1692230	0	1434211	258019	120998	870502

दक्षिण कोरिया

मुद्रा: अमरीकी डालर हजारों में
South Korea

Currency : Thousands U S Dollars

2023-2024 For Financial Year

Sl. No.	Loan Details/ Planwise	Loan Amt. Availed Upto 31/03/2025	During 2024-2025 के दौरान	Upto 31/03/2025 तक	Closing Debt Outstanding as on 31.3.2025	During 2024-2025 के दौरान	Upto 31/03/2025 तक
1	IND-02 Strengthening Multimodal and Integrated Logistics Ecosystem Program (SMILE) (Dec 11 2023)	100000	0	0	100000	997	997
Total		100000	0	0	100000	997	997
Grand Total		100000	0	0	100000	997	997

संयुक्त राज्य अमरीका

मुद्रा: अमरीकी डालर हजारों में
United States of America

Currency : Thousands U S Dollars

1980-1985 Sixth Five Year Plan

Sl. No.	Loan Details/ Planwise	Loan Amt. Availed Upto 31/03/2025	During 2024-2025 के दौरान	Upto 31/03/2025 तक	Closing Debt Outstanding as on 31.3.2025	During 2024-2025 के दौरान	Upto 31/03/2025 तक
1	386-T-230B MP Social Forestry Dt.20-11-81 (Nov 20 1981)	3860	184	3670	190	10	2719
2	386-T-233 Integrated Child Development (Sep 15 1983)	2000	94	1854	146	7	1379
3	386-T-233A Integrated Child development Project (Sep 15 1983)	4344	210	4237	108	8	2776
4	386-T-235A M.P.Minor Irrigation Project (Jul 30 1983)	7600	363	7226	374	19	5076
5	386-T-236 Irrigation Training & Management (Jul 30 1983)	10000	477	9508	492	26	6360
6	386-T-238 Hill Areas Land and Development (Jul 31 1984)	12928	617	12292	636	33	8570
7	386-T-238A Hill Area Land Development (Jul 31 1984)	3251	146	2785	465	17	3680
8	386-T-238B Hill Area Land and Development (Jul 31 1984)	5000	225	4284	716	27	3236
9	386-T-239 Maharashtra Minor Irrigation (Jul 31 1984)	24899	1153	22487	2412	98	16547
10	386-T-239A Maharashtra Minor Irrigation Project (Jul 3 1984)	9982	476	9491	491	25	6078
Total		83864	3946	77835	6029	270	56420

1985-1990 Seventh Five Year Plan

Sl. No.	Loan Details/ Planwise	Loan Amt. Availed Upto 31/03/2025	During 2024-2025 के दौरान	Upto 31/03/2025 तक	Closing Debt Outstanding as on 31.3.2025	During 2024-2025 के दौरान	Upto 31/03/2025 तक
11	386-T-240 National Social Forestry (Jun 26 1985)	16400	771	15200	1200	53	11475
12	386-T-240A National Social Forestry (Jun 26 1985)	21000	944	17993	3007	112	11564
13	386-T-240B National Social Forestry (Jun 26 1985)	11500	487	8834	2666	91	7942
Total		48900	2202	42026	6874	256	30981

Grand Total		132764	6149	119861	12903	526	87401
--------------------	--	---------------	-------------	---------------	--------------	------------	--------------

दिनांक 31 मार्च, 2025 तक प्राप्त किए गए ऋण/उधार के देशवार/संस्थावार संचितरण
के ब्यौरे दर्शाने वाला विवरण(सरकारी ऋण)

**STATEMENT SHOWING DETAILS OF COUNTRY/INSTITUTION-WISE DISBURSING LOANS/CREDITS
RECEIVED UPTO MARCH 31, 2025 (GOVT. LOANS)**

क्रम संख्या Sl.No	ऋण ब्यौरा/आयोजना वार Loan Details/Planwise	रद हुए करारों को छोड़कर हस्ताक्षरित करार का मूल्य Value of Agreement signed less Cancellation	उपयोग Utilisation		31.03.25 तक अनाहरित शेष Undrawn Balance as on 31.03.25	मूलधन की पुनः अदायगी Principal Repaid		31.03.25 तक बकाया समापन ऋण Closing Debt Outstanding as on 31.03.25	ब्याज और अन्य प्रभारों की अदायगी Payment of Interest & Other Charges paid	
			2024-25 के दौरान During 2024-25	31.03.25 तक Upto 31.03.25		2024-25 के दौरान During 2024-25	31.03.25 तक Upto 31.03.25		2024-25 के दौरान During 2024-25	31.03.25 तक Upto 31.03.25

एशियाई विकास बैंक

मुद्रा : अमरीकी डालर हजारों में

Asian Development Bank

Currency : Thousands U S Dollars

2012-2017 Twelfth Five Year Plan

1	3396-IND Bihar New Ganga Bridge Project (Nov 15 2016)	450840	81731	450545	295	19981	52587	397959	22382	55578
2	3430-IND Visakhapatnam-Chennai Industrial Corridor Development Programme-Project-1 (Feb 23 2017)	245000	23620	174850	70150	8354	26101	148750	8576	28347
Total		695840	105351	625396	70444	28336	78688	546708	30958	83924

2017-2018 For Financial Year

3	3528-IND Madhya Pradesh Urban Services Improvement Project (Jun 19 2017)	250000	28315	230561	19439	10390	23463	207098	12063	30767
4	3573-IND Himachal Pradesh Skills Development Project (Mar 28 2018)	80000	9267	65868	14132	4241	8815	57054	3306	7962
Total		330000	37582	296430	33570	14631	32278	264152	15368	38729

2018-2019 For Financial Year

5	3539-IND Odisha Skill Development Project (Dec 3 2018)	75000	17027	61002	13998	3333	6065	54936	2719	5387
6	3619-IND Karnataka State Highways Improvement III Project (Aug 30 2018)	343320	64520	301172	42148	12920	22208	278965	15549	31170
7	3662-IND Madhya Pradesh Irrigation Efficiency Improvement Project (Aug 29 2018)	285000	25090	247485	37515	11015	16275	231210	14165	34580
8	3696-IND West Bengal Drinking Water Sector Improvement Project (Oct 3 2018)	240000	25407	164406	75594	7274	10396	154011	8950	22217
9	3710-IND Madhya Pradesh Skills Development Project (Oct 3 2018)	150000	24108	130073	19927	7906	11127	118945	6534	14243
10	3718-IND Tamil Nadu Urban Flagship Investment Program- Project-1 (Nov 16 2018)	169000	16219	108140	60860	1763	2497	105643	6069	15179
11	3738-IND Bihar State Highway III Project (Additional Financing) (Nov 26 2018)	145751	4513	145751	0	7151	7151	138599	8947	21158

क्रम संख्या SI.No	ऋण ब्यौरा/आयोजना वार Loan Details/Planwise	रद्द हुए करारों को छोड़कर हस्ताक्षरित करार का मूल्य Value of Agreement signed less Cancellation	उपयोग Utilisation		31.03.25 तक अनाहरित शेष Undrawn Balance as on 31.03.25	मूलधन की पुनः अदायगी Principal Repaid		31.03.25 तक बकाया समापन ऋण Closing Debt Outstanding as on 31.03.25	ब्याज और अन्य प्रभारों की अदायगी Payment of Interest & Other Charges paid			
			2024-25 के दौरान During 2024-25	31.03.25 तक Upto 31.03.25		2024-25 के दौरान During 2024-25	31.03.25 तक Upto 31.03.25		2024-25 के दौरान During 2024-25	31.03.25 तक Upto 31.03.25	2024-25 के दौरान During 2024-25	31.03.25 तक Upto 31.03.25
12	3775-IND Mumbai metro Rail System Project (Mar 1 2019)	815740	105532	433923	381817	18844	18844	415079	23263	56075		
Total		2223811	282416	1591952	631859	70207	94563	1497389	86195	200010		
<u>2019-2020 For Financial Year</u>												
13	3795-IND Chhattisgarh Road Connectivity Project (Sep 3 2019)	299610	29196	261350	38260	7884	7884	253466	14675	29782		
14	3805-IND Maharashtra Rural Connectivity Improvement Project (Sep 6 2019)	195000	2920	155526	39474	3869	3869	151657	9621	23403		
15	3815-IND Rajasthan State Highway Investment Program - Project 2 (Oct 11 2019)	170000	23320	144752	25248	3523	3523	141229	8108	18008		
16	3836-IND Karnataka Integrated and Sustainable Water Resurces Mgt Inves. Pgm. Prj 2 (Nov 18 2019)	81000	24504	67981	13019	2180	2180	65801	3224	6208		
17	3849-IND Public-Private Partnership in Madhya Pradesh Road Sector Project (Dec 20 2019)	465000	58469	353736	111264	0	0	353736	19079	34343		
18	3850-IND Chennai-Kanyakumari Industrial Corridor: Power Sector Investment Project (Nov 28 2019)	451000	13619	287706	163294	13935	13935	273771	17428	35923		
19	3862-IND Tamil Nadu Urban Flagship Investment Program - Project 2 (Dec 2 2019)	206000	25023	138823	67177	0	0	138823	7918	15018		
Total		1867610	177050	1409873	457737	31391	31391	1378482	80052	162686		
<u>2020-2021 For Financial Year</u>												
20	3911-IND Maharashtra State Road Improvement Project (May 28 2020)	150160	7952	149266	894	0	0	149266	8936	17858		
21	3972-IND Rajasthan Secondary Town Development Sector Project (Oct 12 2020)	300000	39754	211455	88545	0	0	211455	11596	22824		
22	3974-IND Madhya Pradesh Urban Services Improvement Project-Additional financing (Oct 12 2020)	270000	39743	96042	173958	0	0	96042	4744	9561		
23	3996-IND Meghalaya Power Distribution Sector Improvement Project (Dec 1 2020)	132800	16107	73427	59373	0	0	73427	3758	7031		
24	4025-IND Uttar Pradesh Power Distribution Network Rehabilitation Project - Tranche 1 (Dec 18 2020)	300000	10974	210727	89273	0	0	210727	12623	24245		
25	4028-IND Bengaluru Smart Energy Efficient Power Distribuion Project (Dec 31 2020)	100000	10613	98379	1621	0	0	98379	5752	11342		
26	4029-IND Assa Power Sector Investment Program - Project 3 (Dec 30 2020)	231000	109006	230812	188	0	0	230812	8316	14169		
27	6037-IND Tripura Urban and Tourism Development Project (Dec 18 2020)	4210	839	4210	0	312	312	3898	222	390		
Total		1488170	234988	1074316	413854	312	312	1074004	55947	107419		

क्रम संख्या Sl.No	ऋण ब्यौरा/आयोजना वार Loan Details/Planwise	रद्द हुए करारों को छोड़कर हस्ताक्षरित करार का मूल्य Value of Agreement signed less Cancellation	उपयोग Utilisation		31.03.25 तक अनाहरित शेष Undrawn Balance as on 31.03.25	मूलधन की पुनः अदायगी Principal Repaid		31.03.25 तक बकाया समापन ऋण Closing Debt Outstanding as on 31.03.25	ब्याज और अन्य प्रभारों की अदायगी Payment of Interest & Other Charges paid	
			2024-25 के दौरान During 2024-25	31.03.25 तक Upto 31.03.25		2024-25 के दौरान During 2024-25	31.03.25 तक Upto 31.03.25		2024-25 के दौरान During 2024-25	31.03.25 तक Upto 31.03.25

2021-2022 For Financial Year

28	4032-IND Strengthening Comprehensive Primary Health Care in Urban Areas Program (Nov 23 2021)	300000	122000	253000	47000	0	0	253000	8482	12539
29	4036-IND Bengaluru Metro Rail Project (Aug 19 2021)	500000	111489	335129	164871	0	0	335129	16763	27316
30	4062-IND Tamil Nadu Industrial Connectivity Project (Jun 16 2021)	484000	90727	409522	74478	0	0	409522	20029	32349
31	4092-IND Jharkhand Urban Water Supply Improvement Project (Sep 8 2021)	112000	7737	38252	73748	0	0	38252	2124	4339
32	4097-IND Maharashtra Rural Connectivity Improvement Project - Additional Financing (Sep 8 2021)	300000	29444	209278	90722	0	0	209278	12264	20135
33	4106-IND Inclusive, Resilient, and Sustainable Housing Unit Pj. for TN (Dec 7 2021)	150000	13528	36522	113478	0	0	36522	1858	3106
34	4113-IND Integrated Urban Flood Management for the Chennai-Kosasthalaiyar Basin Proj (Oct 26 2021)	251000	24466	166027	84973	0	0	166027	9545	18804
35	4117-IND Maharashtra Agribusiness Network Project (Oct 26 2021)	100000	17513	33511	66489	0	0	33511	1501	2528
36	4133-IND Agartala City Urban Development Project (Nov 12 2021)	61000	3158	9312	51688	0	0	9312	477	874
37	4147-IND Responsive COVID-19 Vaccines for Recovery Project (Dec 31 2021)	499335	0	499335	0	0	0	499335	31259	62819
38	4148-IND Uttarakhand Integrated and Resilient Urban Development Project (Dec 7 2021)	125000	21548	59220	65780	0	0	59220	2535	3954
39	4151-IND Responsive COVID-19 Vaccines for Recovery Project (Dec 31 2021)	578602	0	578602	0	0	0	578602	36087	75862
40	4166-IND Assam Skill University Project (Dec 17 2021)	112000	10361	19977	92023	0	0	19977	806	1289
41	6033-IND Sikkim Major District Road Upgradation Project (Jun 3 2021)	2500	439	1394	1106	49	49	1346	63	99
42	6038-IND Aizawl Sustainable Urban Transport Project (Oct 26 2021)	4500	1061	2320	2180	0	0	2320	84	112
Total		3579937	453470	2651401	928537	49	49	2651352	143879	266126

2022-2023 For Financial Year

43	4196-IND Himachal Pradesh Rural Drinking Water Improvement and Livelihood Project (Aug 16 2022)	96300	15345	33974	62326	0	0	33974	1441	1912
44	4242-IND Connecting economic Cluster for Inclusive Growth in Maharashtra Project (Dec 30 2022)	350000	115045	233460	116540	0	0	233460	8200	9459

क्रम संख्या Sl.No	ऋण ब्यौरा/आयोजना वार Loan Details/Planwise	रद हुए करारों को छोड़कर हस्ताक्षरित करार का मूल्य Value of Agreement signed less Cancellation	उपयोग Utilisation		31.03.25 तक अनाहरित शेष Undrawn Balance as on 31.03.25	मूलधन की पुनः अदायगी Principal Repaid		31.03.25 तक बकाया समापन ऋण Closing Debt Outstanding as on 31.03.25	ब्याज और अन्य प्रभारों की अदायगी Payment of Interest & Other Charges paid	
			2024-25 के दौरान During 2024-25	31.03.25 तक Upto 31.03.25		2024-25 के दौरान During 2024-25	31.03.25 तक Upto 31.03.25		2024-25 के दौरान During 2024-25	31.03.25 तक Upto 31.03.25
45	4248-IND Tripura Power Distribution Strengthening and Generation Efficiency Improvement Project (Dec 30 2022)	220000	25430	51538	168462	0	0	51538	2385	2725
46	4253-IND Tamil Nadu Urban Flagship Investment Program - Project 3 (Dec 27 2022)	125000	36683	43029	81971	0	0	43029	1078	1215
47	4262-IND Rajasthan State Highway Investment Program - Project 3 (Dec 20 2022)	110000	34286	75900	34100	0	0	75900	2950	3455
48	4265-IND Assam South Asia Subregional Economic Corridor Connectivity Improvement Project (Dec 28 2022)	300000	26945	36748	263252	0	0	36748	1417	1818
49	4273-IND Chennai Metro Rail Investment Project (Dec 29 2022)	350000	89905	237019	112981	0	0	237019	10388	13158
50	6045-IND Nagaland Urban Infrastructure Development Project (Apr 11 2022)	2000	400	1102	898	0	0	1102	50	79
51	6046-IND Infrastructure Development of Industrial Estates in Tripura (May 17 2022)	2000	866	1858	142	0	0	1858	92	132
52	6047-IND Agartala Municipal Infrastructure Development Project (Nov 29 2022)	3000	502	978	2022	0	0	978	41	51
Total		1558300	345408	715605	842695	0	0	715605	28042	34004
2023-2024 For Financial Year										
53	4291-IND Himachal Pradesh Subtropical, Horticulture, Irrigation, and Value Addition Project (Jun 8 2023)	130000	15539	18465	111535	0	0	18465	642	730
54	4312-IND Visakhapatnam-Chennai Industrial Development Program - Tranche 2 (May 23 2023)	141120	0	0	141120	0	0	0	215	265
55	4322-IND Enhancing Connectivity and Sustainability in Bihar Roads Project (Jul 27 2023)	295000	59793	90262	204738	0	0	90262	2816	2816
56	4325-IND Rajasthan Secondary Towns Development Sector Project - Additional Financing (Jul 27 2023)	200000	27627	62561	137439	0	0	62561	2942	3054
57	4335-IND Early Childhood Development in Meghalaya Project (Mar 1 2024)	40500	0	0	40500	0	0	0	47	47
58	4352-IND Climate Resilient Brahmaputra Integrated Floor and Riverbank Erosion Risk Management Project Assam (Feb 5 2024)	200000	19538	19538	180462	0	0	19538	509	509
59	4357-IND Ahmedabad Peri Urban Livability Improvement Project (Mar 13 2024)	181000	12081	12081	168919	0	0	12081	107	107
60	4361-IND Enhancing Connectivity and Resilience of the Madhya Pradesh Road Network Project (Dec 5 2023)	175000	32925	32925	142075	0	0	32925	364	364

क्रम संख्या SI.No	ऋण ब्यौरा/आयोजना वार Loan Details/Planwise	रद्द हुए करारों को छोड़कर हस्ताक्षरित करार का मूल्य Value of Agreement signed less Cancellation	उपयोग Utilisation		31.03.25 तक अनाहरित शेष Undrawn Balance as on 31.03.25	मूलधन की पुनः अदायगी Principal Repaid		31.03.25 तक बकाया समापन ऋण Closing Debt Outstanding as on 31.03.25	ब्याज और अन्य प्रभारों की अदायगी Payment of Interest & Other Charges paid	
			2024-25 के दौरान During 2024-25	31.03.25 तक Upto 31.03.25		2024-25 के दौरान During 2024-25	31.03.25 तक Upto 31.03.25		2024-25 के दौरान During 2024-25	31.03.25 तक Upto 31.03.25
61	4362-IND Sustainable Urban Development and Service Delivery Program - Subprogram 2) (Nov 13 2023)	400000	0	400000	0	0	0	400000	20030	20030
62	4375-IND Tripura Urban & Tourism Development Project (Dec 22 2023)	100000	5783	5783	94217	0	0	5783	106	106
63	4401-IND Power Sector Reform Program –Sub Program 1 (Dec 15 2023)	250000	0	250000	0	0	0	250000	8942	8942
64	4402-IND Uttarakhand Climate Resilient Power System Development Project (Dec 13 2023)	200000	31797	31797	168203	0	0	31797	508	508
65	4407-IND Uttarakhand Integrated and Resilient Urban Development Project - Additional Financing (Dec 13 2023)	200000	28093	28093	171907	0	0	28093	633	633
66	4421-IND Industrial Corridor Development Program- Subprogram 2 (Dec 15 2023)	250000	0	250000	0	0	0	250000	12000	12000
67	4437-IND Promoting Research and Innovation through GIFTCL at Gujarat International Finance Tec-City Project (Mar 14 2024)	23000	2964	2964	20036	0	0	2964	58	58
Total		2785620	236139	1204468	1581152	0	0	1204468	49920	50169
<u>2024-2025 For Financial Year</u>										
68	4392-IND Maharashtra Tertiary Care and Medical Education Sector Development Program (Aug 21 2024)	350000	0	0	350000	0	0	0	0	0
69	4393-IND Maharashtra Tertiary Care And Medical Education Sector Development Program (Aug 21 2024)	150000	150000	150000	0	0	0	150000	0	0
70	4411-IND Building India's Clean Plant Program (Nov 29 2024)	98000	0	0	98000	0	0	0	0	0
71	4431-IND Swachh Bharat Mission 2.0 - Comprehensive Municipal Waste Management in Indian Cities Program (Jul 4 2024)	200000	50000	50000	150000	0	0	50000	75	75
72	4447-IND Sikkim Power Sector Development Project (May 31 2024)	148500	9000	9000	139500	0	0	9000	290	290
73	4452-IND Strengthened and Measurable Actions for Resilient and Transformative Health Systems Prog- Subprog 1 (Jul 1 2024)	170000	170000	170000	0	0	0	170000	76	76
74	4486-IND Climate-Adaptive Community Based Water-Harvesting Project in Meghalaya (Dec 4 2024)	50000	0	0	50000	0	0	0	0	0

क्रम संख्या Sl.No	ऋण ब्यौरा/आयोजना वार Loan Details/Planwise	रद हुए करारों को छोड़कर हस्ताक्षरित करार का मूल्य Value of Agreement signed less Cancellation	उपयोग Utilisation		31.03.25 तक अनाहरित शेष Undrawn Balance as on 31.03.25	मूलधन की पुनः अदायगी Principal Repaid		31.03.25 तक बकाया समापन ऋण Closing Debt Outstanding as on 31.03.25	ब्याज और अन्य प्रभारों की अदायगी Payment of Interest & Other Charges paid	
			2024-25 के दौरान During 2024-25	31.03.25 तक Upto 31.03.25		2024-25 के दौरान During 2024-25	31.03.25 तक Upto 31.03.25		2024-25 के दौरान During 2024-25	31.03.25 तक Upto 31.03.25
75	4498-IND Sustainable and Inclusive Tourism Development Project in Himachal Pradesh (Dec 19 2024)	162000	0	0	162000	0	0	0	0	0
76	4502-IND Maharashtra Sustainable Climate Resilient Coastal Protection and Management Project (Dec 18 2024)	42000	0	0	42000	0	0	0	0	0
77	4508-IND West Bengal Distribution System Strengthening Program (Nov 1 2024)	241300	12890	12890	228410	0	0	12890	0	0
78	4510-IND Uttarakhand Livability Improvement Project (Nov 6 2024)	200000	20748	20748	179252	0	0	20748	0	0
79	4559-IND Strengthening Multimodal and Integrated Logistics Ecosystem Program - Subprogram 2 (Dec 20 2024)	350000	350000	350000	0	0	0	350000	0	0
80	4562-IND Supporting Human Capital Development in Meghalaya, Phase - 2 Project (Dec 20 2024)	64000	0	0	64000	0	0	0	0	0
81	6053-IND Preparing West Bengal Floating Solar Project (Nov 26 2024)	1060	0	0	1060	0	0	0	0	0
Total		2226860	762638	762638	1464222	0	0	762638	441	441
Grand Total		16756148	2635043	10332078	6424070	144925	237280	10094798	490802	943508

मुद्रा : जापानी येन हजारों में
Currency : Thousands Japanese Yen

2023-2024 For Financial Year

82	4404-IND Delhi-Meerut Regional Rapid Transit System Investment Project- Tranche 3 (Dec 15 2023)	37737500	12640680	12640680	25096820	0	0	12640680	69742	69742
Total		37737500	12640680	12640680	25096820	0	0	12640680	69742	69742

2024-2025 For Financial Year

83	4469-IND NagpurMetro Urban Mobility Project (Dec 17 2024)	31386000	0	0	31386000	0	0	0	0	0
84	4573-IND AMRAVATI INCLUSIVE AND SUSTAINABLE CAPITAL CITY DEVELOPMENT PROGRAM (Dec 20 2024)	121972000	30493000	30493000	91479000	0	0	30493000	0	0
Total		153358000	30493000	30493000	122865000	0	0	30493000	0	0
Grand Total		191095500	43133680	43133680	147961820	0	0	43133680	69742	69742

एशियाई अवसंरचना निवेश बैंक
मुद्रा : अमरीकी डालर हजारों में
Asian Infrastructure Investment Bank
Currency : Thousands U S Dollars

2018-2019 For Financial Year

1	L0063A-IND Andhra Pradesh Rural Roads Project (Feb 25 2019)	455000	10966	122103	332897	4669	4669	117434	8609	24453
---	---	--------	-------	--------	--------	------	------	--------	------	-------

क्रम संख्या Sl.No	ऋण ब्यौरा/आयोजना वार Loan Details/Planwise	रद्द हुए करारों को छोड़कर हस्ताक्षरित करार का मूल्य Value of Agreement signed less Cancellation	उपयोग Utilisation		31.03.25 तक अनाहरित शेष Undrawn Balance as on 31.03.25	मूलधन की पुनः अदायगी Principal Repaid		31.03.25 तक बकाया समापन ऋण Closing Debt Outstanding as on 31.03.25	ब्याज और अन्य प्रभारों की अदायगी Payment of Interest & Other Charges paid	
			2024-25 के दौरान During 2024-25	31.03.25 तक Upto 31.03.25		2024-25 के दौरान During 2024-25	31.03.25 तक Upto 31.03.25		2024-25 के दौरान During 2024-25	31.03.25 तक Upto 31.03.25
			2	L0079A-IND AP Urban Water Supply Septage Mgt Improvement Pj. (Feb 25 2019)		400000	0		44688	355312
Total		855000	10966	166791	688209	6457	7350	159440	12330	38227
2019-2020 For Financial Year										
3	L0038A-IND Bangalore Metro Rail Project - Line R6 (Jun 4 2019)	335000	56030	290178	44822	13955	13955	276223	18846	38248
Total		335000	56030	290178	44822	13955	13955	276223	18846	38248
2020-2021 For Financial Year										
4	L0054A-IND West Bengal Major Irrigation and Flood Management Project (May 15 2020)	145000	22648	128370	16630	0	0	128370	7450	13875
5	L0228A-IND Mumbai Urban Transport Project 3 (Aug 24 2020)	500000	101908	228366	271634	0	0	228366	10349	20114
6	L0302A-IND Assam Intra-State Transmission System Enhancement Project (Feb 23 2021)	304000	31973	67369	236631	0	0	67369	2906	7117
7	L0380A-IND India COVID-19 Emergency Response and Health Systems Preparedness Project (May 8 2020)	500000	0	500000	0	0	0	500000	30986	86813
Total		1449000	156529	924105	524895	0	0	924105	51691	127920
2021-2022 For Financial Year										
8	L0301A-IND Chennai Metro Rail Phase 2 - Corridor 4 Project (Oct 26 2021)	356670	59071	225957	130713	0	0	225957	12360	22446
9	L0352A-IND Delhi-Meerut Regional Rapid Transit System Project (Mar 10 2022)	500000	60802	445446	54554	0	0	445446	29480	44774
10	L0448A-IND Punjab Municipal Services Improvement Project (Oct 12 2021)	105000	10630	19022	85978	1250	1250	17771	917	1995
11	L0453A-IND Kerala Solid Waste Management Project (Jan 21 2022)	105000	2900	7661	97339	0	0	7661	642	1606
12	L0454A-IND West Bengal Electricity Distribution Grid Modernisation Project (Jan 28 2022)	135000	24007	70000	65000	0	0	70000	3413	5532
13	L0463A-IND The Resilient Kerala Program (Aug 10 2021)	125000	10650	36212	88788	0	0	36212	1870	4044
14	L0477A-IND Chennai City Partnership: Sustainable Urban Services Program (Nov 30 2021)	150000	9908	44595	105405	0	0	44595	2159	3517
15	L0479A-IND Gujarat Education Infrastructure and Technology Modernisation Program (Jan 7 2022)	250000	32222	163645	86355	0	0	163645	9346	17242
16	L0564A-IND Responsive COVID-19 Vaccines for Recovery Project (Jan 21 2022)	398227	0	398227	0	0	0	398227	26204	56177
Total		2124897	210189	1410764	714132	1250	1250	1409514	86391	157333

क्रम संख्या Sl.No	ऋण ब्यौरा/आयोजना वार Loan Details/Planwise	रद्द हुए करारों को छोड़कर हस्ताक्षरित करार का मूल्य Value of Agreement signed less Cancellation	उपयोग Utilisation		31.03.25 तक अनाहरित शेष Undrawn Balance as on 31.03.25	मूलधन की पुनः अदायगी Principal Repaid		31.03.25 तक बकाया समापन ऋण Closing Debt Outstanding as on 31.03.25	ब्याज और अन्य प्रभारों की अदायगी Payment of Interest & Other Charges paid	
			2024-25 के दौरान During 2024-25	31.03.25 तक Upto 31.03.25		2024-25 के दौरान During 2024-25	31.03.25 तक Upto 31.03.25		2024-25 के दौरान During 2024-25	31.03.25 तक Upto 31.03.25
2022-2023 For Financial Year										
17	L0315A-IND Assam Electricity Distribution System Enhancement & Loss Reduction Project (Apr 25 2022)	386000	78506	123912	262088	0	0	123912	4154	7141
18	L0440A-IND Assam Secondary Road Network Improvement Project (Sep 19 2022)	320000	29167	51784	268216	0	0	51784	2462	4456
19	L0449A-IND Second Dam Rehabilitation and Improvement Project (May 19 2022)	250000	28599	41943	208057	0	0	41943	1577	3093
Total		956000	136272	217638	738362	0	0	217638	8193	14690
2023-2024 For Financial Year										
20	L0336A-IND Chennai Peripheral Ring Road Sections 2&3 Projects (Apr 13 2023)	378000	39478	55555	322445	0	0	55555	1931	3199
21	L0368A-IND Chennai Metro Rail Phase 2 - Corridor 5 Project (Jun 7 2023)	438750	55084	165222	273528	0	0	165222	9456	11077
22	L0370A-IND haryana Orbital Rail Corridor Part A Project (Jun 8 2023)	128000	0	320	127680	0	0	320	341	810
Total		944750	94562	221097	723653	0	0	221097	11727	15086
2024-2025 For Financial Year										
23	L0353A Mumbai Urban Transport Project 3A Station Improvement (Nov 29 2024)	85000	8591	8591	76409	0	0	8591	212	212
Total		85000	8591	8591	76409	0	0	8591	212	212
Grand Total		6749647	673138	3239164	3510483	21662	22556	3216608	189390	391717

यूरोपियन निवेश बैंक
मुद्रा : यूरो हजारों में

European Investment Bank
Currency : Thousands Euros

2018-2019 For Financial Year

1	EIBGLN0004 88419-Bangalore Metro Rail Project - Line R6 - B (Sep 28 2018)	200000	50000	150000	50000	0	0	150000	4392	4392
Total		200000	50000	150000	50000	0	0	150000	4392	4392

2019-2020 For Financial Year

2	EIBGLN0005 88702-Pune Metro Rail Project A (Jul 22 2019)	200000	65336	200000	0	8642	12963	187037	9192	18387
3	EIBGLN0006 87938-Bhopal Metro Rail Project - A (Dec 20 2019)	250000	0	0	250000	0	0	0	0	0
Total		450000	65336	200000	250000	8642	12963	187037	9192	18387

2020-2021 For Financial Year

4	EIBGLN0007 91823-Kanpur Metro Project Tranche 1 (Aug 31 2020)	200000	0	200000	0	0	0	200000	9798	18433
5	EIBGLN0008 93176-Kanpur Metro Project B (Dec 29 2020)	150000	0	0	150000	0	0	0	0	0
Total		350000	0	200000	150000	0	0	200000	9798	18433

क्रम संख्या SI.No	ऋण ब्यौरा/आयोजना वार Loan Details/Planwise	रद्द हुए करारों को छोड़कर हस्ताक्षरित करार का मूल्य Value of Agreement signed less Cancellation	उपयोग Utilisation		31.03.25 तक अनाहरित शेष Undrawn Balance as on 31.03.25	मूलधन की पुनः अदायगी Principal Repaid		31.03.25 तक बकाया समापन ऋण Closing Debt Outstanding as on 31.03.25	ब्याज और अन्य प्रभारों की अदायगी Payment of Interest & Other Charges paid	
			2024-25 के दौरान During 2024-25	31.03.25 तक Upto 31.03.25		2024-25 के दौरान During 2024-25	31.03.25 तक Upto 31.03.25		2024-25 के दौरान During 2024-25	31.03.25 तक Upto 31.03.25
2021-2022 For Financial Year										
6	92954-EIB 92954- Agra Metro Rail Project A (Dec 22 2021)	250000	125000	125000	125000	0	0	125000	3179	3179
7	93665-EIB 93665-EIB Pune Metro Rail Project -B (May 7 2021)	150000	150000	150000	0	0	0	150000	3049	3049
Total		400000	275000	275000	125000	0	0	275000	6229	6229
2022-2023 For Financial Year										
8	91824-EIB 91824-Bhopal Metro Rail Project - B (Dec 8 2022)	150000	0	0	150000	0	0	0	0	0
9	95761-EIB 95761-EIB Pune Metro Rail Project -C (Dec 8 2022)	150000	0	0	150000	0	0	0	0	0
Total		300000	0	0	300000	0	0	0	0	0
2024-2025 For Financial Year										
10	95755-EIB Bangalore Suburban Railway Project (Jun 14 2024)	300000	0	0	300000	0	0	0	0	0
11	95763-EIB Nagpur Metro Rail Project-Phase II (Nov 20 2024)	240000	0	0	240000	0	0	0	0	0
12	98877-EIB Pune Metro Rail Project -D (Dec 19 2024)	100000	0	0	100000	0	0	0	0	0
Total		640000	0	0	640000	0	0	0	0	0
Grand Total		2340000	390336	825000	1515000	8642	12963	812037	29610	47440

फ्रांस

मुद्रा : यूरो हजारों में

France

Currency : Thousands Euros

2017-2018 For Financial Year

1	CIN106801W Deothal Chanju and Chanju III Hydro Power Project HP (Jul 4 2017)	80000	3948	9016	70984	0	0	9016	351	633
2	CIN107801X Puducherry Water Supply Project (Jun 30 2017)	65000	0	6214	58786	0	0	6214	319	1327
Total		145000	3948	15229	129771	0	0	15229	670	1960

2018-2019 For Financial Year

3	CIN1104 Pune Metro Rail Project (Jan 28 2019)	180000	25175	180000	0	10506	15482	164518	8074	18995
Total		180000	25175	180000	0	10506	15482	164518	8074	18995

2019-2020 For Financial Year

4	CIN107401T Kochi Metro (Dec 27 2019)	27000	6086	13026	13974	0	0	13026	373	571
5	CIN1101H Assam Project on Forest & Biodiversity Conservation (Aug 19 2019)	50000	10976	24165	25835	806	806	23360	960	1633
Total		77000	17062	37191	39809	806	806	36385	1333	2204

2020-2021 For Financial Year

6	CIN112501P Surat Metro (Jan 28 2021)	250000	52201	83690	166310	0	0	83690	2725	3463
Total		250000	52201	83690	166310	0	0	83690	2725	3463

क्रम संख्या Sl.No	ऋण ब्यौरा/आयोजना वार Loan Details/Planwise	रद हुए करारों को छोड़कर हस्ताक्षरित करार का मूल्य Value of Agreement signed less Cancellation	उपयोग Utilisation		31.03.25 तक अनाहरित शेष Undrawn Balance as on 31.03.25	मूलधन की पुनः अदायगी Principal Repaid		31.03.25 तक बकाया समापन ऋण Closing Debt Outstanding as on 31.03.25	ब्याज और अन्य प्रभारों की अदायगी Payment of Interest & Other Charges paid	
			2024-25 के दौरान During 2024-25	31.03.25 तक Upto 31.03.25		2024-25 के दौरान During 2024-25	31.03.25 तक Upto 31.03.25		2024-25 के दौरान During 2024-25	31.03.25 तक Upto 31.03.25
2022-2023 For Financial Year										
7	CIN109001R Water Supply for Pan City (Chandigarh) (Sep 14 2022)	48000	100	100	47900	0	0	100	4	4
8	CIN1113 Himachal Water Supply and sanitation Project (Mar 3 2023)	40000	3046	4423	35577	0	0	4423	137	137
9	CIN1122 Resilient Kerala Programme (CFA) (Nov 3 2022)	100000	14592	45056	54944	0	0	45056	1617	2287
10	CIN1147 Rajasthan Forestry and Biodiversity Development Project (Mar 3 2023)	140000	26900	35900	104100	0	0	35900	840	1082
11	CIN1159 Ahmedabad Metro Phase-II (AFD) (Sep 23 2022)	100000	49581	81267	18733	0	0	81267	2375	2802
Total		428000	94219	166747	261253	0	0	166747	4974	6313
2023-2024 For Financial Year										
12	CIN113301N City Investments to Innovate, Integrate and Sustain (CITIIS)2.0 (Dec 6 2023)	100000	17000	17000	83000	0	0	17000	477	477
13	CIN1157 Fishery Sector Strengthening Programme (Mar 1 2024)	46108	326	326	45782	0	0	326	2	2
Total		146108	17326	17326	128782	0	0	17326	478	478
2024-2025 For Financial Year										
14	CIN114901W Disaster Risk Reduction and Preparedness Program in Himachal Pradesh (Dec 4 2024)	81900	0	0	81900	0	0	0	0	0
15	CIN1159-2 Ahmedabad Metro Phase-II (Dec 9 2024)	111000	10563	10563	100437	0	0	10563	0	0
Total		192900	10563	10563	182337	0	0	10563	0	0
Grand Total		1419008	220494	510747	908262	11312	16288	494459	18253	33413

जर्मनी
मुद्रा : यूरो हजारों में
Germany
Currency : Thousands Euros

2012-2017 Twelfth Five Year Plan

1	1055960E Sustainable Municipal Infrastructure Financing in TN-Phase-II Part-2 (Jun 18 2014)	50000	0	48695	1305	10000	10000	38695	986	4050
2	11201027E Climate Friendly Urban Mobility-Integrated Water Transport Kochi (Jun 17 2016)	58533	7659	16987	41546	4561	4561	12426	288	1004
3	12254980E Himachal Pradesh Forest Ecosystem Climate Proofing Project (Dec 29 2015)	5500	0	5500	0	1240	5500	0	10	145
4	13411991 Chennai Water Production & Demand Management Program-I (Jun 28 2016)	24000	0	24000	0	0	0	24000	433	1179

क्रम संख्या Sl.No	ऋण ब्यौरा/आयोजना वार Loan Details/Planwise	रद्द हुए करारों को छोड़कर हस्ताक्षरित करार का मूल्य Value of Agreement signed less Cancellation	उपयोग Utilisation		31.03.25 तक अनाहरित शेष Undrawn Balance as on 31.03.25	मूलधन की पुनः अदायगी Principal Repaid		31.03.25 तक बकाया समापन ऋण Closing Debt Outstanding as on 31.03.25	ब्याज और अन्य प्रभारों की अदायगी Payment of Interest & Other Charges paid	
			2024-25 के दौरान During 2024-25	31.03.25 तक Upto 31.03.25		2024-25 के दौरान During 2024-25	31.03.25 तक Upto 31.03.25		2024-25 के दौरान During 2024-25	31.03.25 तक Upto 31.03.25
5	13412920E GEC-Intrastate Transmission syhstem in Gujarat (Jun 30 2016)	0	0	0	0	0	0	0	0	86
6	14459725E Green Energy Corridors - Intra State Transmission System in HP (Oct 5 2015)	11110	1372	7622	3488	0	0	7622	128	313
7	15571424E Green Energy Coridors Intra State Transmission System in HP (Oct 5 2015)	25970	0	25970	0	1664	1664	24306	448	1587
8	16682822E Green Energy Corridors - Intra State Transmission System in HP (Oct 5 2015)	990	0	0	990	0	0	0	2	13
9	16697445E Himachal Pradesh Forest Ecosystem Climate Proofing Project (Dec 29 2015)	19000	3814	9048	9952	1650	1650	7398	136	930
10	17796502E Solar PV Power Plant Sakri (Shivajinagar) (Oct 5 2015)	53182	2224	53182	0	6795	53182	0	120	2931
Total		248285	15068	191004	57281	25910	76557	114447	2551	12237
2017-2018 For Financial Year										
11	12395568E Climate change Adaption in the Himalaya, Component I Manipur (Dec 1 2017)	15000	1569	4643	10357	1428	2856	1787	46	256
12	13505647E Madhya Pradesh Urban Sanitation and Environment Programme (MPUSEP) (Dec 1 2017)	50000	8301	25895	24105	4762	9523	16372	618	1398
13	17908006E Sustainbale Urban Infrastructure Development Odisha, Phas II (Dec 1 2017)	55000	0	32786	22214	5238	13095	19691	375	1966
Total		120000	9870	63325	56675	11428	25474	37851	1039	3620
2018-2019 For Financial Year										
14	10193868E Environment Friendly Urban Development Programme in Ganga Basin (Dec 20 2018)	120000	1949	6623	113377	4799	4799	1824	275	1473
Total		120000	1949	6623	113377	4799	4799	1824	275	1473
2019-2020 For Financial Year										
15	11427020E Climate-Resilient Reconstruction after Flooding in Kerala, Phas II (Oct 30 2019)	80000	10205	36493	43507	3809	3809	32684	219	780
16	12529315E Climate-Resilient Reconstruction after Flooding in Kerala, Phase-I. (Oct 30 2019)	90000	11508	41152	48848	4285	4285	36867	246	877
17	16897609E Climate-friendly Modernisation of Bus Services in Major Cities of Tamil Nad (Aug 26 2019)	47000	8263	8753	38247	0	359	8394	92	417
18	18008033E Climate-friendly Modernisation of Bus Services in Major Cities of TN-IV (Aug 26 2019)	153000	26899	28492	124508	0	1169	27324	298	1356

क्रम संख्या Sl.No	ऋण ब्यौरा/आयोजना वार Loan Details/Planwise	रद्द हुए करारों को छोड़कर हस्ताक्षरित करार का मूल्य Value of Agreement signed less Cancellation	उपयोग Utilisation		31.03.25 तक अनाहरित शेष Undrawn Balance as on 31.03.25	मूलधन की पुनः अदायगी Principal Repaid		31.03.25 तक बकाया समापन ऋण Closing Debt Outstanding as on 31.03.25	ब्याज और अन्य प्रभारों की अदायगी Payment of Interest & Other Charges paid	
			2024-25 के दौरान During 2024-25	31.03.25 तक Upto 31.03.25		2024-25 के दौरान During 2024-25	31.03.25 तक Upto 31.03.25		2024-25 के दौरान During 2024-25	31.03.25 तक Upto 31.03.25
19	18027239E Sustainable Urban Infrastructure development-chennai storm water management (Dec 6 2019)	122500	23573	50060	72440	5833	5833	44227	339	1152
20	18029739E Andhra Pradesh Climate Resilient Zero budget Natural Farming Project (Dec 19 2019)	90000	22690	34760	55240	0	0	34760	229	873
Total		582500	103138	199710	382790	13927	15455	184255	1422	5454
2020-2021 For Financial Year										
21	12537539E Sustainable Urban Infrastructure Development-chennai storm water management (Oct 13 2020)	27500	0	0	27500	0	0	0	55	231
22	12630484E Integrated and Green Urban Mobility for the Mumbai Metropolitan Region (Nov 2 2020)	22000	0	0	22000	0	0	0	44	145
23	13740669E Integrated and Green Urban Mobility for Mumbai Metropolitan Region (Nov 2 2020)	200000	0	0	200000	0	0	0	500	2393
24	13741030E Integrated and Green Urban Mobility for the Mumbai Metropolitan Region (Nov 2 2020)	58000	0	0	58000	0	0	0	116	812
25	13741038E Integrated and Green Urban Mobility for the Mumbai Metropolitan Region (Nov 2 2020)	197000	0	0	197000	0	0	0	394	1295
26	15853595E Climate change adaptation in the Himalaya -component II Tripura (Jun 19 2020)	23000	631	1907	21093	0	0	1907	57	184
27	15890865E Integrated and Green Urban Mobility for the Mumbai Metropolitan Region (Nov 2 2020)	68000	0	0	68000	0	0	0	136	447
28	19826865E Renewable Energy Power Plant (WB) (Dec 22 2020)	75000	24296	72491	2509	6000	9000	63491	58	556
Total		670500	24927	74399	596101	6000	9000	65399	1360	6062
2021-2022 For Financial Year										
29	11689544E Surat Metro Project (Dec 17 2021)	202260	29099	73067	129193	0	0	73067	914	2348
30	12787047E Energy Reform Programme Madhya Pradesh (MPPMCL) (Dec 23 2021)	140000	11708	15813	124187	0	0	15813	293	613
31	13898656E Surat Metro Project (Dec 17 2021)	200000	13680	36083	163917	0	0	36083	494	1467
32	13898665E Surat Metro Project (Dec 17 2021)	40000	2802	7388	32612	0	0	7388	99	294
Total		582260	57290	132351	449909	0	0	132351	1800	4722
2022-2023 For Financial Year										
33	10547779E Protection of Vulnerable Catchment Areas in Meghalaya - Climate change adaptation in Himalaya. (Nov 24 2022)	32000	155	212	31788	0	0	212	67	81

क्रम संख्या Sl.No	ऋण ब्यौरा/आयोजना वार Loan Details/Planwise	रद्द हुए करारों को छोड़कर हस्ताक्षरित करार का मूल्य Value of Agreement signed less Cancellation	उपयोग Utilisation		31.03.25 तक अनाहरित शेष Undrawn Balance as on 31.03.25	मूलधन की पुनः अदायगी Principal Repaid		31.03.25 तक बकाया समापन ऋण Closing Debt Outstanding as on 31.03.25	ब्याज और अन्य प्रभारों की अदायगी Payment of Interest & Other Charges paid	
			2024-25 के दौरान During 2024-25	31.03.25 तक Upto 31.03.25		2024-25 के दौरान During 2024-25	31.03.25 तक Upto 31.03.25		2024-25 के दौरान During 2024-25	31.03.25 तक Upto 31.03.25
34	10547804 Green Energy Corridor II Projects of Kerala State (Nov 24 2022)	60000	8641	13151	46849	0	0	13151	381	408
35	10547805E Sustainable Municipal Infrastructure Financing-Tamil Nadu III (Nov 24 2022)	160000	15460	15460	144540	0	0	15460	115	115
36	10548011E Green Energy Corridors III(GEC III)- Intra State Transmission System Tamil Nadu (Nov 24 2022)	58000	0	0	58000	0	0	0	116	287
37	10549191E Green Energy Corridors IV- Intra-State Power Transmission Grid Uttar Pradesh (Dec 9 2022)	250000	57060	57060	192940	0	0	57060	606	698
38	11734331E Green Energy Corridor III (GEC III) and Energy Efficiency in the Indian Electricity Grid (Nov 24 2022)	42110	0	0	42110	0	0	0	84	103
39	11737164E Energy Efficiency Programme I and II- Lift irrigation Project of Maharashtra (Dec 19 2022)	120000	0	0	120000	0	0	0	240	277
40	11737329E Rishikesh Integrated Urban Infrastructure Development (Rishikesh IUID) (Dec 19 2022)	70000	0	0	70000	0	0	0	57	57
41	12826291E Himalaya Hydro Power Project (Oct 10 2022)	80000	0	0	80000	0	0	0	160	416
42	13943939E Sustainable Municipal Infrastructure Financing-Tamil Nadu III (Nov 24 2022)	140000	1913	1913	138087	0	0	1913	68	68
43	14973930E Energy Efficiency Programme I and II- Lift irrigation Project of Maharashtra (Dec 19 2022)	10000	0	0	10000	0	0	0	20	23
44	14974065E Green Energy Corridors III (GEC III)- Intra State Transmission system Rajasthan (Dec 19 2022)	49890	0	0	49890	0	0	0	100	240
45	16079154E Ahmedabad Metro Phase II (Sep 23 2022)	100000	21821	43568	56432	0	0	43568	885	1040
46	17193173E Sustainable Municipal Infrastructure Financing-Tamil Nadu III (Nov 24 2022)	200000	1913	1913	198087	0	0	1913	98	98
47	17195447E Environmentally Friendly Urban Development Programme in Ganga Basin States Phase II (UR) (Dec 19 2022)	30000	0	1383	28617	0	0	1383	112	204
Total		1402000	106964	134661	1267339	0	0	134661	3108	4114
2023-2024 For Financial Year										
48	10586869E City Investments to Innovate, Integrate and Sustain (CITIIS)2.0 (Dec 8 2023)	100000	17000	17000	83000	0	0	17000	249	249

क्रम संख्या Sl.No	ऋण ब्यौरा/आयोजना वार Loan Details/Planwise	रद्द हुए करारों को छोड़कर हस्ताक्षरित करार का मूल्य Value of Agreement signed less Cancellation	उपयोग Utilisation		31.03.25 तक अनाहरित शेष Undrawn Balance as on 31.03.25	मूलधन की पुनः अदायगी Principal Repaid		31.03.25 तक बकाया समापन ऋण Closing Debt Outstanding as on 31.03.25	ब्याज और अन्य प्रभारों की अदायगी Payment of Interest & Other Charges paid	
			2024-25 के दौरान During 2024-25	31.03.25 तक Upto 31.03.25		2024-25 के दौरान During 2024-25	31.03.25 तक Upto 31.03.25		2024-25 के दौरान During 2024-25	31.03.25 तक Upto 31.03.25
49	10593371E Mahagenco 245 MW solar projects, Maharashtra (Dec 19 2023)	130000	0	0	130000	0	0	0	365	365
50	11773968 Rishikesh Integrated Urban Infrastructure Development (Rishikesh IUID) Phase-II (Dec 8 2023)	100000	0	0	100000	0	0	0	0	0
51	11778295E Bengaluru suburban Rail Project (Dec 15 2023)	170000	0	0	170000	0	0	0	57	57
52	11778430E Mumbai Metropolitan Urban Infrastructure Improvement Programme (Dec 18 2023)	100000	0	0	100000	0	0	0	32	32
53	12873519E Climate-Friendly Energy Supply (Programme)- (Dec 15 2023)	200000	200000	200000	0	0	0	200000	2529	2529
54	12873862E Bengaluru suburban Rail Project (Dec 15 2023)	200000	0	0	200000	0	0	0	67	67
55	13987801E Bengaluru suburban Rail Project (Dec 15 2023)	130000	0	0	130000	0	0	0	217	542
Total		1130000	217000	217000	913000	0	0	217000	3515	3840
2024-2025 For Financial Year										
56	14067891E Bangalore Metro Phase 2 (Dec 13 2024)	340000	0	0	340000	0	0	0	850	850
Total		340000	0	0	340000	0	0	0	850	850
Grand Total		5195545	536205	1019073	4176472	62064	131285	887788	15921	42373

अंतरराष्ट्रीय पुनर्निर्माण और विकास बैंक

मुद्रा : अमरीकी डालर हजारों में

International Bank for Reconstruction and Development
Currency : Thousands U S Dollars

2002-2007 Tenth Five Year Plan

1	4843-IN Punjab State Road Sector Project (Feb 26 2007)	248111	0	248111	0	21297	201688	46422	3965	43717
Total		248111	0	248111	0	21297	201688	46422	3965	43717

2012-2017 Twelfth Five Year Plan

2	8601-IN Karnataka Urban Water Supply Modernization Project (May 24 2016)	100000	36286	93385	6615	4578	10255	83129	4278	10623
Total		100000	36286	93385	6615	4578	10255	83129	4278	10623

2017-2018 For Financial Year

3	8725-IN National Hydrology Project (Apr 18 2017)	145000	15490	119279	25721	6369	11484	107795	6646	17111
4	8746-IN Madhya Pradesh Urban Development Project (Jun 12 2017)	105000	11019	76282	28718	308	482	75800	4748	13147
5	8752-IN Capacity Augmentation of the National Waterway-1 (Jal Marg Vikas) Project (Feb 2 2018)	294480	30369	187371	107109	17673	17673	169698	11116	33798

क्रम संख्या Sl.No	ऋण ब्यौरा/आयोजना वार Loan Details/Planwise	रद हुए करारों को छोड़कर हस्ताक्षरित करार का मूल्य Value of Agreement signed less Cancellation	उपयोग Utilisation		31.03.25 तक अनाहरित शेष Undrawn Balance as on 31.03.25	मूलधन की पुनः अदायगी Principal Repaid		31.03.25 तक बकाया समापन ऋण Closing Debt Outstanding as on 31.03.25	ब्याज और अन्य प्रभारों की अदायगी Payment of Interest & Other Charges paid	
			2024-25 के दौरान During 2024-25	31.03.25 तक Upto 31.03.25		2024-25 के दौरान During 2024-25	31.03.25 तक Upto 31.03.25		2024-25 के दौरान During 2024-25	31.03.25 तक Upto 31.03.25
6	8757-IN Jharkhand Opportunities for Harnessing Rural Growth Project (Jul 28 2017)	78470	850	76918	1552	6373	12403	64515	4472	12486
7	8776-IN National Agricultural Higher Education Project (NAHEP) (Oct 16 2017)	67602	-763	66839	763	5063	11852	54987	3827	11602
8	8780-IN Assam Agribusiness and Rural Transformation Project (Oct 30 2017)	200000	23200	167374	32626	8268	8268	159106	9621	22591
9	8795-IN Tamil Nadu Rural Transformation Project (Jan 30 2018)	83310	11098	75540	7770	1603	3349	72192	4415	11776
10	8797-IN Tamil Nadu Irrigated Agriculture Modernization Project (Dec 26 2017)	318000	51714	259343	58657	0	0	259343	14941	39093
11	8805-IN Uttarakhand Water Supply Program for Peri-Urban Areas (Jan 22 2018)	106000	27414	105251	749	7172	11996	93255	4873	11549
Total		1397862	170389	1134197	263665	52829	77506	1056692	64660	173152
<u>2018-2019 For Financial Year</u>										
12	8751-IN Innovate in India for Inclusiveness Project (Apr 24 2018)	90400	3764	63868	26532	5142	7592	56276	3763	10204
13	8828-IN Meghalaya Community-Led Landscapes Management Project (Apr 16 2018)	43000	5735	42999	1	4091	7435	35564	2286	5267
14	8829-IN Maharashtra Project on Climate Resilient Agriculture (Apr 6 2018)	420000	3458	419937	63	22648	22648	397289	26994	55969
15	8854-IN National Rural Economic Transformation Project - Add. Fin. for NRLP (Mar 5 2019)	211500	31363	209034	2466	20057	33818	175216	10786	24765
16	8855-IN Strengthening Public Financial Management in Rajasthan (May 29 2018)	21700	150	20119	1581	2496	2496	17623	1271	3014
17	8908-IN Jharkhan Power System Improvement Project (Nov 20 2018)	251050	8353	142307	108743	6835	9820	132488	8954	22276
18	8910-IN AP Integrated Irrigation and Agriculture Transformation Project (Nov 5 2018)	62640	0	28430	34210	790	790	27640	2083	8324
19	8923-IN Chhattisgarh Public Financial Management and Accountability Pgm. (Mar 5 2019)	21349	2085	13951	7398	2366	2366	11585	787	1864
Total		1121639	54908	940647	180993	64425	86965	853681	56925	131682
<u>2019-2020 For Financial Year</u>										
20	8874-IN Atal BHUjal Yojana (ABHY)- National Groundwater Mgmt Improvement Proj. (Feb 17 2020)	368280	89361	327088	41192	26075	26075	301013	18739	34857

क्रम संख्या SI.No	ऋण ब्यौरा/आयोजना वार Loan Details/Planwise	रद्द हुए करारों को छोड़कर हस्ताक्षरित करार का मूल्य Value of Agreement signed less Cancellation	उपयोग Utilisation		31.03.25 तक अनाहरित शेष Undrawn Balance as on 31.03.25	मूलधन की पुनः अदायगी Principal Repaid		31.03.25 तक बकाया समापन ऋण Closing Debt Outstanding as on 31.03.25	ब्याज और अन्य प्रभारों की अदायगी Payment of Interest & Other Charges paid	
			2024-25 के दौरान During 2024-25	31.03.25 तक Upto 31.03.25		2024-25 के दौरान During 2024-25	31.03.25 तक Upto 31.03.25		2024-25 के दौरान During 2024-25	31.03.25 तक Upto 31.03.25
21	8911-IN Jharkhand Municipal Development Project (Jun 24 2019)	77000	3889	36586	40414	0	0	36586	2409	5512
22	8926-IN Program Towards Elimination of Tuberculosis (Jun 27 2019)	400000	28553	350612	49388	6322	35025	315587	19335	46623
23	8928-IN Uttarakhand Public Financial Management Strengthening Project (Jun 25 2019)	27420	3188	25655	1765	3929	3929	21727	1411	2732
24	8934-IN Tamil Nadu Health System Reform Program (Jun 4 2019)	287000	82164	287000	0	15270	15270	271730	14629	32691
25	8939-IN Rajasthan State Highways Development Program II Project (Jun 27 2019)	250000	67677	219590	30410	5222	5222	214368	11430	21507
26	8940-IN Uttar Pradesh Core Road Network Development Project (Oct 11 2019)	126499	0	126499	0	0	0	126499	8616	24378
27	8945-IN Andhra Pradesh Health Systems Strengthening Project (Jun 27 2019)	294927	11984	289153	5773	0	0	289153	18799	38495
28	9011-IN Odisha Integrated Project for Climate Resilient Agriculture (Oct 24 2019)	135320	25342	59087	76233	0	0	59087	2836	6569
29	9026-IN Assam Inland Water Transport Project (Jan 16 2020)	74350	24377	54846	19504	0	0	54846	2620	5008
30	9031-IN State of Maharashtra's Agribusiness and Rural Transformation Project (Jan 24 2020)	210000	25189	53930	156070	0	0	53930	2582	5976
31	9041-IN Source Sustainability and Climate Resilient Rain-fed Agriculture in HP (Mar 11 2020)	80000	14303	50512	29488	0	0	50512	2485	5377
Total		2330795	376029	1880559	450236	56817	85520	1795039	105892	229726
<u>2020-2021 For Financial Year</u>										
32	9025-IN West Bengal Major Irrigation and Flood Management Project (May 15 2020)	145000	13961	128357	16643	0	0	128357	7716	14198
33	9062-IN Green National Highways Corridor Project (Dec 22 2020)	400000	53677	184065	215935	0	0	184065	9645	21171
34	9066-IN Himachal Pradesh State Roads Transformation Project (Sep 7 2020)	82000	8617	38835	43165	0	0	38835	2155	4335
35	9086-IN COVID-19 Emergency Response and Health Systems Preparedness Project (Apr 3 2020)	1000000	0	1000000	0	0	0	1000000	62430	174388
36	9094-IN Tamil Nadu Housing and Habitat Development Project (Jun 29 2020)	41940	1938	17720	24220	795	795	16925	1126	2561

क्रम संख्या Sl.No	ऋण ब्यौरा/आयोजना वार Loan Details/Planwise	रद्द हुए करारों को छोड़कर हस्ताक्षरित करार का मूल्य Value of Agreement signed less Cancellation	उपयोग Utilisation		31.03.25 तक अनाहरित शेष Undrawn Balance as on 31.03.25	मूलधन की पुनः अदायगी Principal Repaid		31.03.25 तक बकाया समापन ऋण Closing Debt Outstanding as on 31.03.25	ब्याज और अन्य प्रभारों की अदायगी Payment of Interest & Other Charges paid	
			2024-25 के दौरान During 2024-25	31.03.25 तक Upto 31.03.25		2024-25 के दौरान During 2024-25	31.03.25 तक Upto 31.03.25		2024-25 के दौरान During 2024-25	31.03.25 तक Upto 31.03.25
37	9101-IN Strengthening Teaching-Learning And Results for States (Jan 28 2021)	500000	109770	320522	179478	0	0	320522	17023	35967
38	9136-IN Second National Ganga River Basin Project (Jul 7 2020)	381000	36208	174937	206063	0	0	174937	10185	19413
39	9169-IN Meghalaya Integrated Transport Project (Nov 19 2020)	120000	10207	84811	35189	0	0	84811	4820	8151
40	9176-IN West Benga Inland Water Transport, Logistics and Spatial Development Proj. (Jan 5 2021)	105000	7009	27066	77934	0	0	27066	1586	3475
41	9185-IN Nagaland: Enhancing Classroom Teaching and Resources (Feb 22 2021)	68000	6514	20668	47332	0	0	20668	1088	2138
42	9190-IN Chhattisgarh Inclusive Rural and Accelerated Agriculture Growth Project (Feb 12 2021)	85000	365	1233	83767	0	0	1233	309	1262
Total		2927940	248267	1998213	929727	795	795	1997418	118084	287059
2021-2022 For Financial Year										
43	9181-IN Second Dam Rehabilitation and Improvement Project (Aug 4 2021)	250000	16944	92353	157647	0	0	92353	5517	10405
44	9208-IN Kerala Solid Waste Management Project (Jan 12 2022)	105000	2900	7661	97339	0	0	7661	648	1622
45	9219-IN Gujarat Outcomes for Accelerated Learning (GOAL) Program (May 19 2021)	500000	94500	290750	209250	0	0	290750	14887	27445
46	9226-IN Punjab Municipal Services Improvement Project (Aug 10 2021)	105000	10645	19053	85947	1252	1252	17801	945	2072
47	9227-IN Mizoram Health Systems Strengthening Project (Jun 17 2021)	32000	7218	15176	16824	0	0	15176	792	1471
48	9247-IN Chennai City Partnership: Sustainable Urban Services Program (Dec 6 2021)	150000	10408	45095	104905	0	0	45095	2221	3568
49	9248-IN The Resilient Kerala Program (Jul 16 2021)	125000	11650	44112	80888	0	0	44112	2296	4604
50	9259-IN Supporting Andhra's Learning Transformation Operation (Nov 18 2021)	250000	46397	118570	131430	0	0	118570	6137	12828
51	9291-IN Meghalaya Health Systems Strengthening Project (Oct 28 2021)	40000	6927	18190	21810	0	0	18190	760	1270
52	9295-IN Shimla-Himachal Pradesh Water Supply and Sewerage Services Improvement Prog (Dec 9 2021)	160000	22127	50469	109531	0	0	50469	2819	4673

क्रम संख्या Sl.No	ऋण ब्यौरा/आयोजना वार Loan Details/Planwise	रद्द हुए करारों को छोड़कर हस्ताक्षरित करार का मूल्य Value of Agreement signed less Cancellation	उपयोग Utilisation		31.03.25 तक अनाहरित शेष Undrawn Balance as on 31.03.25	मूलधन की पुनः अदायगी Principal Repaid		31.03.25 तक बकाया समापन ऋण Closing Debt Outstanding as on 31.03.25	ब्याज और अन्य प्रभारों की अदायगी Payment of Interest & Other Charges paid	
			2024-25 के दौरान During 2024-25	31.03.25 तक Upto 31.03.25		2024-25 के दौरान During 2024-25	31.03.25 तक Upto 31.03.25		2024-25 के दौरान During 2024-25	31.03.25 तक Upto 31.03.25
53	9301-IN West Bengal Electricity Distribution Grid Modernisation Project (Jan 13 2022)	135000	25493	71510	63490	0	0	71510	3882	7030
54	9314-IN Rejuvenating Watersheds for Agricultural Resilience through Innovative Deve (Feb 18 2022)	115000	31229	59182	55818	0	0	59182	2280	3992
55	9329-IN WB Building State Capability for Inclusive Social Protection Operation (Mar 9 2022)	125000	5000	35312	89688	0	0	35312	1896	3030
Total		2092000	291437	867433	1224567	1252	1252	866181	45080	84011
<u>2022-2023 For Financial Year</u>										
56	9241-IN Raising and Accelerating MSME Performance Program (May 27 2022)	500000	192238	258488	241512	0	0	258488	11186	14756
57	9365-IN Public Service Capability Enhancement Project (Jul 22 2022)	43000	2792	4254	38746	0	0	4254	208	462
58	9407-IN Transforming India's Public Health Systems for Pandemic Preparedness Program (Mar 3 2023)	500000	73562	99812	400188	0	0	99812	4730	6806
59	9409-IN Rights : Inclusion, Accessibility and Opportunities for Persons with Disabilities in Tamil Nadu Pj (Sep 26 2022)	162000	26776	28221	133779	0	0	28221	719	1680
60	9414-IN Second Tamil Nadu Housing Sector Strengthening Dev. Policy Loan (Aug 1 2022)	190000	0	190000	0	0	0	190000	12297	25593
61	9418-IN India's Enhanced Health Service Delivery Program (Mar 3 2023)	500000	94073	120082	379918	0	0	120082	4685	6762
62	9422-IN Additional Financing for Gujarat Outcomes for Accelerated Learning (GOAL) (Jul 26 2022)	250000	56175	70200	179800	0	0	70200	2496	4182
63	9438-IN Punjab: Building Fiscal and Institutional Resilience (Jan 12 2023)	150000	8000	15875	134125	776	1034	14841	933	1700
64	9440-IN Systems Reform Endeavours for Transformed Health Achievement in Gujarat Pg. (Oct 6 2022)	350000	71150	92282	257718	0	0	92282	3997	6673
Total		2645000	524766	879215	1765785	776	1034	878181	41250	68613
<u>2023-2024 For Financial Year</u>										
65	9449-IN Gujarat Resilient Cities Partnership: Ahmedabad City Resilience Project (Mar 8 2024)	280000	6609	6609	273391	0	0	6609	1217	1217
66	9484-IN Odisha State Capability and Resilient Growth Program (Jul 14 2023)	100000	12000	12250	87750	0	0	12250	586	972

क्रम संख्या SI.No	ऋण ब्यौरा/आयोजना वार Loan Details/Planwise	रद्द हुए करारों को छोड़कर हस्ताक्षरित करार का मूल्य Value of Agreement signed less Cancellation	उपयोग Utilisation		31.03.25 तक अनाहरित शेष Undrawn Balance as on 31.03.25	मूलधन की पुनः अदायगी Principal Repaid		31.03.25 तक बकाया समापन ऋण Closing Debt Outstanding as on 31.03.25	ब्याज और अन्य प्रभारों की अदायगी Payment of Interest & Other Charges paid	
			2024-25 के दौरान During 2024-25	31.03.25 तक Upto 31.03.25		2024-25 के दौरान During 2024-25	31.03.25 तक Upto 31.03.25		2024-25 के दौरान During 2024-25	31.03.25 तक Upto 31.03.25
67	9487-IN Assam Integrated River Basin Management Project-Phase 1 (Jun 11 2023)	108000	20175	29009	78991	0	0	29009	1129	1622
68	9496-IN Karnataka Sustainable Rural Water Supply Program (Jun 7 2023)	363000	62296	97417	265583	0	0	97417	4403	5892
69	9543-IN West Bengal Accelerated Development of Minor Irrigation Project-Phase II (Sep 18 2023)	148000	11479	11849	136151	0	0	11849	572	942
70	9553-IN Additional Financing for Resilient Kerala Program (Aug 2 2023)	150000	1500	1875	148125	0	0	1875	453	942
71	9561-IN Chhattisgarh: Accelerated Learning for A Knowledge-Economy Operation (Sep 22 2023)	300000	750	750	299250	0	0	750	1515	1515
72	9566-IN Himachal Pradesh Power Sector Development Program (Nov 6 2023)	200000	8870	28527	171473	0	0	28527	1487	1987
73	9568-IN Tripura Rural Economic Growth and Service Delivery Project (Mar 1 2024)	140000	5752	6102	133898	0	0	6102	233	583
74	9570-IN Assam State Secondary Healthcare Initiative for Service Delivery Transformation (ASSIST) Project (Sep 19 2023)	251030	8249	8876	242154	0	0	8876	804	1432
75	9629-IN Sikkim: Integrated Service Provision and Innovation for Reviving Economies Operation (Feb 6 2024)	100000	11325	11575	88425	0	0	11575	794	1044
Total		2140030	149004	214838	1925192	0	0	214838	13193	18148
<u>2024-2025 For Financial Year</u>										
76	9419-IN Fisheries Sector Prosperity Project (Jul 17 2024)	150000	1462	1462	148538	0	0	1462	476	476
77	9632-IN Assam Resilient Rural Bridges Operation (Sep 18 2024)	452000	1130	1130	450870	0	0	1130	1423	1423
78	9650-IN Uttarakhand Climate Responsive Rainfed Farming Project (Aug 14 2024)	96200	886	886	95314	0	0	886	343	343
79	9654-IN Uttarakhand Disaster Preparedness and Resilience Project (Dec 16 2024)	135000	1120	1120	133880	0	0	1120	338	338
80	9656-IN West Bengal Boosting Logistics Efficiency and Trade Facilitation Program (Mar 11 2025)	150000	0	0	150000	0	0	0	0	0
81	9663-IN Development of Applied Knowledge and Skills for Human Development in Maharashtra-(DAKSH) Maharashtra (Dec 27 2024)	195000	488	488	194512	0	0	488	488	488

क्रम संख्या Sl.No	ऋण ब्यौरा/आयोजना वार Loan Details/Planwise	रद्द हुए करारों को छोड़कर हस्ताक्षरित करार का मूल्य Value of Agreement signed less Cancellation	उपयोग Utilisation		31.03.25 तक अनाहरित शेष Undrawn Balance as on 31.03.25	मूलधन की पुनः अदायगी Principal Repaid		31.03.25 तक बकाया समापन ऋण Closing Debt Outstanding as on 31.03.25	ब्याज और अन्य प्रभारों की अदायगी Payment of Interest & Other Charges paid	
			2024-25 के दौरान During 2024-25	31.03.25 तक Upto 31.03.25		2024-25 के दौरान During 2024-25	31.03.25 तक Upto 31.03.25		2024-25 के दौरान During 2024-25	31.03.25 तक Upto 31.03.25
82	9705-IN Second Low-Carbon Energy Programmatic Development Policy Financing (Jul 15 2024)	1468500	1468500	1468500	0	0	0	1468500	35479	35479
83	9727-IN Kerala Climate Resilient Agri-Value Chain Modernization (KERA) Project (Dec 16 2024)	200000	16547	16547	183453	0	0	16547	500	500
84	9736-IN Enhancing Landscape and Ecosystem Management (ELEMENT) Project (Jan 29 2025)	225515	564	564	224951	0	0	564	564	564
85	9737-IN Maharashtra Strengthening Institutional Capabilities in Districts for Enabling Growth Operation (Feb 12 2025)	188280	471	471	187809	0	0	471	471	471
86	9759-IN Meghalaya Multisectoral Project for Adolescent Wellbeing, Empowerment and Resilience (MPOWER) (Feb 28 2025)	35000	0	0	35000	0	0	0	0	0
Total		3295495	1491166	1491166	1804329	0	0	1491166	40081	40081
Grand Total		18298872	3342253	9747764	8551109	202769	465015	9282749	493408	1086812

मुद्रा : जापानी येन हजारों में
Currency : Thousands Japanese Yen

2023-2024 For Financial Year

87	9625-IN Tamil Nadu Climate Resilient Urban Development Operation (Mar 5 2024)	45205600	3386598	3386598	41819002	0	0	3386598	173693	173693
Total		45205600	3386598	3386598	41819002	0	0	3386598	173693	173693

2024-2025 For Financial Year

88	9324-IN Karnataka Urban Water Supply Modernization Project (Jul 31 2024)	24069800	60174	60174	24009626	0	0	60174	87750	87750
89	9757-IN Uttar Pradesh Agriculture Growth and Rural Enterprise Ecosystem Strengthening Project (Jan 13 2025)	49566700	123917	123917	49442783	0	0	123917	123917	123917
90	9761-IN Amaravati Integrated Urban Development Program (Dec 26 2024)	121972000	30797930	30797930	91174070	0	0	30797930	304930	304930
Total		195608500	30982021	30982021	164626479	0	0	30982021	516597	516597
Grand Total		240814100	34368620	34368620	206445480	0	0	34368620	690290	690290

अंतरराष्ट्रीय विकास संघ
मुद्रा : अमरीकी डॉलर हजारों में
International Development Association
Currency : Thousands U S Dollars

2012-2017 Twelfth Five Year Plan

1	5695-IN Jhelum and Tawi Flood Recovery Project (Jan 21 2016)	250000	12390	191260	58740	12500	56250	135010	9401	21959
2	5696-IN Bihar Kosi Basin Development Project (Jan 20 2016)	178000	13037	165228	12772	8916	37289	127938	8806	26640

क्रम संख्या Sl.No	ऋण ब्यौरा/आयोजना वार Loan Details/Planwise	रद्द हुए करारों को छोड़कर हस्ताक्षरित करार का मूल्य Value of Agreement signed less Cancellation	उपयोग Utilisation		31.03.25 तक अनाहरित शेष Undrawn Balance as on 31.03.25	मूलधन की पुनः अदायगी Principal Repaid		31.03.25 तक बकाया समापन ऋण Closing Debt Outstanding as on 31.03.25	ब्याज और अन्य प्रभारों की अदायगी Payment of Interest & Other Charges paid	
			2024-25 के दौरान During 2024-25	31.03.25 तक Upto 31.03.25		2024-25 के दौरान During 2024-25	31.03.25 तक Upto 31.03.25		2024-25 के दौरान During 2024-25	31.03.25 तक Upto 31.03.25
3	5838-IN Himachal Pradesh Horticulture Development Project (Jun 21 2016)	108050	12431	106492	1558	5588	19963	86529	5715	12847
4	5927-IN Nagaland Health Project (Jan 16 2017)	42993	1425	42993	0	2150	6450	36543	2618	6780
5	5948-IN Uttarakhand Health Systems Development Project (Mar 23 2017)	66170	14420	63243	2927	3500	10500	52743	3348	7030
Total		645213	53704	569215	75998	32654	130453	438763	29887	75256
2017-2018 For Financial Year										
6	5965-IN Skill Strengthening for Industrial Value Enhancement Operation (Dec 19 2017)	92000	11319	91417	583	4508	15369	76048	5147	15303
Total		92000	11319	91417	583	4508	15369	76048	5147	15303
2024-2025 For Financial Year										
7	7609-IN Second Low-Carbon Energy Programmatic Development Policy Financing (Jul 15 2024)	31500	31500	31500	0	0	0	31500	744	744
Total		31500	31500	31500	0	0	0	31500	744	744
Grand Total		768713	96522	692133	76580	37162	145822	546311	35778	91303

कृषि विकास के लिए अंतरराष्ट्रीय कोष

मुद्रा : विशेष आहरण अधिकार हजारों में

**International Fund for Agricultural Development
Currency : Thousands Special Drawing Right**

2012-2017 Twelfth Five Year Plan

1	648-IN Meghalaya Livelihood and Access to Markets Project(Megha-Lamp) (Dec 9 2014)	32400	3426	28587	3813	1620	8910	19677	351	1444
Total		32400	3426	28587	3813	1620	8910	19677	351	1444
Grand Total		32400	3426	28587	3813	1620	8910	19677	351	1444

मुद्रा : अमरीकी डॉलर हजारों में

Currency : Thousands U S Dollars

2017-2018 For Financial Year

2	2000002119 Fostering Climate Resilient Upland Farming System in NE - Mizoram (Jan 25 2018)	23100	2768	21904	1196	1143	2518	19386	361	1024
3	2000002173 Fostering Climate Resilient Upland Farming System in NE - Nagaland (Jan 25 2018)	25650	6760	24230	1420	1268	2819	21411	333	1040
Total		48750	9529	46134	2616	2412	5337	40798	695	2064

2020-2021 For Financial Year

4	2000003648 Maharashtra Rural Women's Enterprise Development Project (Jan 22 2021)	38000	6193	17326	20674	1267	1267	16059	868	1271
Total		38000	6193	17326	20674	1267	1267	16059	868	1271

2021-2022 For Financial Year

5	2000003806 Chhattisgarh Inclusive Rural and Accelerated Agriculture Growth Project (Aug 17 2021)	67000	165	566	66434	0	0	566	28	44
Total		67000	165	566	66434	0	0	566	28	44

क्रम संख्या Sl.No	ऋण ब्यौरा/आयोजना वार Loan Details/Planwise	रद हुए करारों को छोड़कर हस्ताक्षरित करार का मूल्य Value of Agreement signed less Cancellation	उपयोग Utilisation		31.03.25 तक अनाहरित शेष Undrawn Balance as on 31.03.25	मूलधन की पुनः अदायगी Principal Repaid		31.03.25 तक बकाया समापन ऋण Closing Debt Outstanding as on 31.03.25	ब्याज और अन्य प्रभारों की अदायगी Payment of Interest & Other Charges paid			
			2024-25 के दौरान During 2024-25	31.03.25 तक Upto 31.03.25		2024-25 के दौरान During 2024-25	31.03.25 तक Upto 31.03.25		2024-25 के दौरान During 2024-25	31.03.25 तक Upto 31.03.25	2024-25 के दौरान During 2024-25	31.03.25 तक Upto 31.03.25

2022-2023 For Financial Year

6	2000004123 Rural Enterprise Acceleration Project(REAP) (Jun 2 2022)	105000	11492	18734	86266	0	0	18734	694	715
7	2000004184 Maharashtra Rural Women's Enterprise Development Project (Additional Loan) (Nov 10 2022)	12000	172	172	11828	0	0	172	1	1
8	2000004448 Meghalaya Livelihood and Access to Markets Project(Megha-Lamp) (Mar 16 2023)	20580	4038	7184	13396	0	0	7184	189	193
Total		137580	15702	26091	111489	0	0	26091	884	909

2022-2025 For Financial Year

9	2000005021 Competitiveness Improvement of the Agriculture and Allied Sectors Project in Jammu & Kashmir(JKCIP) (Jun 18 2024)	100000	0	0	100000	0	0	0	0	0
Total		100000	0	0	100000	0	0	0	0	0
Grand Total		391330	31589	90116	301214	3679	6603	83513	2475	4288

जापान
मुद्रा : जापानी येन हजारों में

Japan
Currency : Millions Japanese Yen

2007-2012 Eleventh Five Year Plan

1	IDP-201 Guwahati Water Supply Project (Mar 31 2009)	26605	5279	17483	9122	988	8209	9274	122	1060
2	IDP-201A Guwahati Water Supply Project (Mar 31 2009)	2848	164	2848	0	134	815	2032	0	2
3	IDP-211 Sikkim Biodiversity Conservation & Forest Management Project (Mar 31 2010)	3811	153	3811	0	169	1281	2530	23	171
4	IDP-211A Sikkim Biodiversity Conservation & Forest Management Project (Mar 31 2010)	276	0	276	0	13	83	193	0	0
5	IDP-215 Yamuna Action Plan Project (III) (Feb 17 2011)	31805	1954	23692	8113	1043	4693	19000	131	761
6	IDP-215A Yamuna Action Plan Project (III) (Feb 17 2011)	766	7	580	186	25	113	467	0	0
Total		66111	7558	48690	17420	2372	15193	33497	277	1995

2012-2017 Twelfth Five Year Plan

7	IDP-225 Delhi Water Supply Improvement Project (Oct 29 2012)	26975	1584	5817	21158	1316	3290	2527	48	385
8	IDP-225A Delhi Water Supply Improvement Project (Oct 29 2012)	2000	23	863	1137	98	244	619	0	1
9	IDP-228 Bihar National Highway Improvement Project (Feb 22 2013)	22440	0	22440	0	1096	2717	19723	288	1070

क्रम संख्या SI.No	ऋण ब्यौरा/आयोजना वार Loan Details/Planwise	रद्द हुए करारों को छोड़कर हस्ताक्षरित करार का मूल्य Value of Agreement signed less Cancellation	उपयोग Utilisation		31.03.25 तक अनाहरित शेष Undrawn Balance as on 31.03.25	मूलधन की पुनः अदायगी Principal Repaid		31.03.25 तक बकाया समापन ऋण Closing Debt Outstanding as on 31.03.25	ब्याज और अन्य प्रभारों की अदायगी Payment of Interest & Other Charges paid	
			2024-25 के दौरान During 2024-25	31.03.25 तक Upto 31.03.25		2024-25 के दौरान During 2024-25	31.03.25 तक Upto 31.03.25		2024-25 के दौरान During 2024-25	31.03.25 तक Upto 31.03.25
10	IDP-228A Bihar National Highway Improvement Project (Feb 22 2013)	463	0	463	0	21	76	387	0	0
11	IDP-231 West Bengal Piped Water Supply Project(Purulia) (Mar 28 2013)	13349	2718	11164	2185	651	1628	9536	98	278
12	IDP-231A West Bengal Piped Water Supply Project(Purulia) (Mar 28 2013)	876	78	397	479	43	107	291	0	0
13	IDP-232 Bihar National Highway Improvement Project(phase 2) (Jan 30 2014)	13898	228	13898	0	839	1347	12551	187	1064
14	IDP-232A Bihar National Highway Improvement Project(phase 2) (Jan 30 2014)	420	52	420	0	24	38	382	0	0
15	IDP-234 Campus Development Project of Indian Institute of Technology, Hyderabad-II (Jan 28 2014)	17074	414	17074	0	834	1251	15824	225	653
16	IDP-234A Campus Development Project of Indian Institute of Technology,Hyderabad-II (Jan 28 2014)	600	62	600	0	29	44	556	0	0
17	IDP-235 Uttarakhand Forest Resource Management Project (Apr 11 2014)	10938	953	9665	1273	359	538	9127	25	133
18	IDP-235A Uttarakhand Forest Resource Management Project (Apr 11 2014)	452	2	95	357	15	22	73	0	0
19	IDP-239 Agra Water Supply Project II (Mar 31 2014)	15884	895	12935	2949	794	1191	11744	166	1100
20	IDP-239A Agra Water Supply Project II (Mar 31 2014)	395	38	390	5	0	0	390	0	0
21	IDP-242 Guwahati Sewerage Project (Feb 27 2015)	14144	0	0	14144	0	0	0	0	31
22	IDP-242A Guwahati Sewerage Project (Feb 27 2015)	1476	87	87	1389	0	0	87	0	0
23	IDP-243 Project for Pollution Abatement of River Mula-Mutha in Pune (Jan 13 2016)	18095	4734	8126	9969	0	0	8126	13	60
24	IDP-243A Project for Pollution Abatement of River Mula-Mutha in Pune (Jan 13 2016)	969	161	471	498	0	0	471	0	0
25	IDP-244 Rengali Irrigation Project, Phase-2 (Mar 30 2015)	32378	1340	11405	20973	1325	11182	222	6	132
26	IDP-244A Rengali Irrigation Project, Phase-2 (Mar 30 2015)	1581	83	864	717	151	828	36	0	0
27	IDP-248 Jharkhand Horticulture Intensification by Micro Drip Irrigation Project (Mar 31 2016)	4382	244	1531	2851	0	0	1531	16	53
28	IDP-248A Jharkhand Horticulture Intensification by Micro Drip Irrigation Project (Mar 31 2016)	270	46	129	141	0	0	129	0	0

क्रम संख्या SI.No	ऋण ब्यौरा/आयोजना वार Loan Details/Planwise	रद्द हुए करारों को छोड़कर हस्ताक्षरित करार का मूल्य Value of Agreement signed less Cancellation	उपयोग Utilisation		31.03.25 तक अनाहरित शेष Undrawn Balance as on 31.03.25	मूलधन की पुनः अदायगी Principal Repaid		31.03.25 तक बकाया समापन ऋण Closing Debt Outstanding as on 31.03.25	ब्याज और अन्य प्रभारों की अदायगी Payment of Interest & Other Charges paid	
			2024-25 के दौरान During 2024-25	31.03.25 तक Upto 31.03.25		2024-25 के दौरान During 2024-25	31.03.25 तक Upto 31.03.25		2024-25 के दौरान During 2024-25	31.03.25 तक Upto 31.03.25
29	IDP-249 North East Road Network Connectivity Improvement Proj (phase-I) (I) (Mar 31 2017)	64019	6418	58470	5549	0	0	58470	694	1502
30	IDP-249A North East Road Network Connectivity Improvement Proj (phase-I) (I) (Mar 31 2017)	3151	379	2069	1082	0	0	2069	0	0
31	IDP-250 Transmission System Strengthening Project in Madhya Pradesh (Mar 31 2016)	6614	0	6614	0	385	2384	4230	36	197
32	IDP-251 Tamil Nadu Urban Health Care Project (Mar 31 2016)	17535	3403	17535	0	26	26	17509	42	130
33	IDP-251A Tamil Nadu Urban Health Care Project (Mar 31 2016)	635	13	635	0	0	0	635	0	0
34	IDP-252 Odisha Integrated Sanitation Improvement Project (II) (Mar 31 2016)	24526	0	24077	449	0	0	24077	68	319
35	IDP-252A Odisha Integrated Sanitation Improvement Project(II) (Mar 31 2016)	1270	0	1258	12	0	0	1258	0	0
36	IDP-253 Dedicated Freight Corridor Project -Phase I (III) (Mar 31 2016)	98686	0	98681	5	104	104	98577	-5	605
37	IDP-253A Dedicated Freight Corridor Project(Phase1)(III) (Mar 31 2016)	4978	585	4978	0	0	0	4978	0	1
38	IDP-254 Delhi Eastern Peripheral Expressway Intelegent Trasport Systems Inst. Prj. (Mar 31 2017)	6172	25	2102	4070	0	0	2102	29	108
39	IDP-254A Delhi Eastern Peripheral Expressway Intelegent Trasport Systems Ins (Mar 31 2017)	698	58	456	242	0	0	456	0	0
40	IDP-256 Nagaland Forest Management Project (Mar 31 2017)	5972	710	2613	3359	0	0	2613	6	28
41	IDP-256A Nagaland Forest Management Project (Mar 31 2017)	252	19	91	161	0	0	91	0	0
42	IDP-257 Odisha Forestry Sector Development Project (Phase 2) (Mar 31 2017)	14225	500	8782	5443	0	0	8782	24	112
43	IDP-257A Odisha Forestry Sector Development Project (phase 2) (Mar 31 2017)	287	24	184	103	0	0	184	0	0
44	IDP-258 Chennai Metro Project (V) (Mar 31 2017)	32124	1102	27256	4868	0	0	27256	362	1641
45	IDP-258A Chennai Metro Project (V) (Mar 31 2017)	1197	0	265	932	0	0	265	0	0
46	IDP-259 Rajasthan Water Sector Livelihood Improvement Project(I) (Mar 31 2017)	10823	1929	10823	0	1110	4240	6584	50	209
47	IDP-259A Rajasthan Water Sector Livelihood Improvement Project (I) (Mar 31 2017)	569	64	569	0	55	193	377	0	0
Total		492792	28967	386295	106497	9272	31449	354846	2381	9816

क्रम संख्या Sl.No	ऋण ब्यौरा/आयोजना वार Loan Details/Planwise	रद्द हुए करारों को छोड़कर हस्ताक्षरित करार का मूल्य Value of Agreement signed less Cancellation	उपयोग Utilisation		31.03.25 तक अनाहरित शेष Undrawn Balance as on 31.03.25	मूलधन की पुनः अदायगी Principal Repaid		31.03.25 तक बकाया समापन ऋण Closing Debt Outstanding as on 31.03.25	ब्याज और अन्य प्रभारों की अदायगी Payment of Interest & Other Charges paid	
			2024-25 के दौरान During 2024-25	31.03.25 तक Upto 31.03.25		2024-25 के दौरान During 2024-25	31.03.25 तक Upto 31.03.25		2024-25 के दौरान During 2024-25	31.03.25 तक Upto 31.03.25

2017-2018 For Financial Year

48	IDP-260 Andhra Pradesh Irrigation and Livelihood Improvement Project (Phase 2) (I) (Dec 13 2017)	20493	91	3311	17182	0	0	3311	45	165
49	IDP-260A AP irrigation and livelihood improvement project (Ph 2)(I) (Dec 13 2017)	804	0	330	474	0	0	330	0	0
50	IDP-262 Upgradation of Env Mgmt for Ship recycling in Alang and Sosiya -Gujarat (Sep 15 2017)	7795	0	0	7795	0	0	0	0	17
51	IDP-262A Upgradation of Env Mgmt for Ship Recycling in Alang and Sosiya -Gujarat (Sep 15 2017)	725	0	50	675	0	0	50	0	0
52	IDP-264 Construction of Training Inst. for Mum-Ahd High Speed Rail (Sep 15 2017)	10453	787	2020	8433	0	0	2020	1	26
53	IDP-265 North East Road Network Connectivity Improvement Project (Phase-2) (Mar 29 2018)	35899	2344	7594	28305	0	0	7594	60	190
54	IDP-265A North East Road Network Connectivity Improvement Project (Phase -2) (Mar 29 2018)	2767	160	160	2607	0	0	160	0	0
55	IDP-266 Bengaluru Water Supply and Sewerage Project (Phase 3) (I) (Jan 24 2018)	33761	1277	33489	272	0	0	33489	486	1526
56	IDP-266A Bengaluru Water Supply and Sewerage Project (Phase3)(I) (Jan 24 2018)	7940	2395	7789	151	0	0	7789	82	133
57	IDP-266B Bengaluru Water Supply and Sewerage project (Phase 3) (I) (Jan 24 2018)	3299	356	2848	451	0	0	2848	0	1
58	IDP-267 Construction for Construction of Chennai Seawater Desalination Plant -1 (Mar 29 2018)	28399	4243	9074	19325	0	0	9074	61	123
59	IDP-267A Construction for Construction of Chennai Seawater Desalination Plant -1 (Mar 29 2018)	1601	328	1252	349	0	0	1252	0	0
60	IDP-269 Improvement of Himachal Pradesh Forest Ecosystems Management and Livelihood (Mar 29 2018)	11013	1066	4544	6469	0	0	4544	44	122
61	IDP-269A Improvement of Himachal Pradesh Forest Ecosystems Management and Livelihood (Mar 29 2018)	123	0	49	74	0	0	49	0	0
62	IDP-270 Installation of Chennai Metropoltn Area Intelligent Tpt. Systems (Mar 29 2018)	7157	1100	1698	5459	0	0	1698	9	25

क्रम संख्या Sl.No	ऋण ब्यौरा/आयोजना वार Loan Details/Planwise	रद्द हुए करारों को छोड़कर हस्ताक्षरित करार का मूल्य Value of Agreement signed less Cancellation	उपयोग Utilisation		31.03.25 तक अनाहरित शेष Undrawn Balance as on 31.03.25	मूलधन की पुनः अदायगी Principal Repaid		31.03.25 तक बकाया समापन ऋण Closing Debt Outstanding as on 31.03.25	ब्याज और अन्य प्रभारों की अदायगी Payment of Interest & Other Charges paid	
			2024-25 के दौरान During 2024-25	31.03.25 तक Upto 31.03.25		2024-25 के दौरान During 2024-25	31.03.25 तक Upto 31.03.25		2024-25 के दौरान During 2024-25	31.03.25 तक Upto 31.03.25
63	IDP-270A Installation of Chennai Metropolitan Area intelligent Transport Systems (Mar 29 2018)	925	140	647	278	0	0	647	0	0
Total		173154	14285	74854	98300	0	0	74854	790	2328
2018-2019 For Financial Year										
64	IDP-263 Kolkata East-West Metro Project (III) (Sep 28 2018)	24345	0	24345	0	0	0	24345	293	1077
65	IDP-263A Kolkata East-West Metro Project (III) (Sep 28 2018)	1558	0	1482	76	0	0	1482	0	1
66	IDP-271 Project for Renovation and Modernization of Umiam-Umtru Stage-III (Oct 29 2018)	4824	65	726	4098	0	0	726	8	21
67	IDP-271A Project for Renovation and Modernization of Umiam-Umtru Stage-III (Oct 29 2018)	673	56	202	471	0	0	202	0	0
68	IDP-272 Chennai Metro Project - Phase 2 (I) (Dec 21 2018)	66065	26509	40587	25478	0	0	40587	35	190
69	IDP-272A Chennai Metro Project - Phase 2 (I) (Dec 21 2018)	11554	2438	7323	4231	0	0	7323	1	1
70	IDP-273 Delhi Mass Rapid Transport System Project Phase 3 (III) (Oct 29 2018)	53282	741	49301	3981	0	0	49301	723	3713
71	IDP-273A Delhi Mass Rapid Transport System Project Phase 3 (III) (Oct 29 2018)	393	0	161	232	0	0	161	0	0
72	IDP-274 Project for the Construction of Turga Pumped Storage -I (Nov 2 2018)	28259	0	0	28259	0	0	0	0	59
73	IDP-274A Project for the Construction of Turga Pumped Storage-I (Nov 2 2018)	1183	110	444	739	0	0	444	0	0
74	IDP-275 Project for Sustainable Catchment Forest Management in Tripura (Oct 29 2018)	11821	1309	4454	7367	0	0	4454	41	105
75	IDP-275A Project for Sustainable Catchment Forest Managment in Tripura (Oct 29 2018)	466	31	164	302	0	0	164	0	0
76	IDP-276 North East Road Network Connectivity Improvement Project (Phase 3) (I) (Oct 29 2018)	23853	1136	23853	0	0	0	23853	330	765
77	IDP-276A North East Road Network Connectivity Improvement Project (Phase 3) (I) (Oct 29 2018)	1630	208	612	1018	0	0	612	0	0
78	IDP-277 Construction of Mumbai-Ahmedabad High Speed Rail (I) (Sep 28 2018)	89547	1935	89547	0	90	90	89457	40	379
79	IDP-278 Construction of Chennai Peripheral Ring Road (Phase 1) (Jan 18 2019)	37270	3694	12200	25070	0	0	12200	141	322

क्रम संख्या Sl.No	ऋण ब्यौरा/आयोजना वार Loan Details/Planwise	रद हुए करारों को छोड़कर हस्ताक्षरित करार का मूल्य Value of Agreement signed less Cancellation	उपयोग Utilisation		31.03.25 तक अनाहरित शेष Undrawn Balance as on 31.03.25	मूलधन की पुनः अदायगी Principal Repaid		31.03.25 तक बकाया समापन ऋण Closing Debt Outstanding as on 31.03.25	ब्याज और अन्य प्रभारों की अदायगी Payment of Interest & Other Charges paid	
			2024-25 के दौरान During 2024-25	31.03.25 तक Upto 31.03.25		2024-25 के दौरान During 2024-25	31.03.25 तक Upto 31.03.25		2024-25 के दौरान During 2024-25	31.03.25 तक Upto 31.03.25
80	IDP-278A Construction of Chennai Peripheral Ring Road Phase 1 (Jan 18 2019)	2804	89	543	2261	0	0	543	0	0
81	IDP-279 The Construction of Mumbai-Ahmedabad High Speed Rail(II) (Oct 29 2018)	150000	1807	146807	3193	0	0	146807	145	630
82	IDP-280 Project for the Dairy Development (Dec 21 2018)	14606	910	910	13696	696	696	214	3	33
83	IDP-280A Project for the Dairy Development (Dec 21 2018)	372	48	94	278	35	35	58	0	0
Total		524505	41084	403753	120752	820	820	402932	1761	7295
2019-2020 For Financial Year										
84	IDP-281 Mumbai Metro Line 3 Project (III) (Mar 27 2020)	38326	0	38326	0	0	0	38326	442	1554
85	IDP-281A Mumbai Metro Line 3 Project (III) (Mar 27 2020)	1602	385	1508	94	0	0	1508	0	0
86	IDP-282 Community based Forest Managmnt and Livelihoods Improvement in Meghalaya (Mar 27 2020)	10045	1162	2958	7087	0	0	2958	18	44
87	IDP-282A Community vased Forest Managment and Livelihoods Improvment in Meghalaya (Mar 27 2020)	352	2	77	275	0	0	77	0	0
88	IDP-284 Ahmedabad Metro Project (II) (Mar 27 2020)	13967	2546	6565	7402	0	0	6565	31	59
89	IDP-285 Project for Pollution Abatement of Nag River in Nagpur (Mar 27 2020)	27020	0	0	27020	0	0	0	0	58
90	IDP-285A Project for Pollution Abatement of Nag River in Nagpur (Mar 27 2020)	2062	0	0	2062	0	0	0	0	0
91	IDP-286 North East Road Network Connectivity Improvement Project(Phase 4) (Mar 27 2020)	14114	109	10225	3889	0	0	10225	115	247
92	IDP-286A North East Road Network Connectivity Improvement Project(Phase 4) (Mar 27 2020)	812	187	187	625	0	0	187	0	0
93	IDP-287 Madhya Pradesh Rural Water Supply Project (Mar 27 2020)	52413	0	0	52413	0	0	0	0	111
94	IDP-287A Madhya Pradesh Rural Water Supply Project (Mar 27 2020)	3061	0	0	3061	0	0	0	0	0
95	IDP-288 Dedicated Freight Corridor Project(Phase-1) (IV) (Mar 27 2020)	124751	20696	124319	432	0	0	124319	98	444
96	IDP-288A Dedicated Freight Corridor Project (Phase 1) (IV) (Mar 27 2020)	5249	0	0	5249	0	0	0	0	0

क्रम संख्या Sl.No	ऋण ब्यौरा/आयोजना वार Loan Details/Planwise	रद्द हुए करारों को छोड़कर हस्ताक्षरित करार का मूल्य Value of Agreement signed less Cancellation	उपयोग Utilisation		31.03.25 तक अनाहरित शेष Undrawn Balance as on 31.03.25	मूलधन की पुनः अदायगी Principal Repaid		31.03.25 तक बकाया समापन ऋण Closing Debt Outstanding as on 31.03.25	ब्याज और अन्य प्रभारों की अदायगी Payment of Interest & Other Charges paid	
			2024-25 के दौरान During 2024-25	31.03.25 तक Upto 31.03.25		2024-25 के दौरान During 2024-25	31.03.25 तक Upto 31.03.25		2024-25 के दौरान During 2024-25	31.03.25 तक Upto 31.03.25
97	IDP-289 Project for Ecosystem Restoration in Gujarat (Mar 27 2020)	13185	1305	1305	11880	628	628	677	0	28
98	IDP-289A Project for Ecosystem Restoration in Gujarat (Mar 27 2020)	572	12	12	560	0	0	12	0	0
Total		307531	26404	185482	122049	628	628	184854	704	2544
2020-2021 For Financial Year										
99	IDC-012 COVID-19 Crisis Response Emergency Support Loan (Aug 31 2020)	50000	0	50000	0	4348	4348	45652	5	65
100	IDC-013 The COVID-19 Crisis Response Support Laons for Social Protection (Feb 8 2021)	30000	0	30000	0	0	0	30000	196	784
101	IDP-290 Himachal Pradesh Crop Diversification promotion project(Phase-2) (Mar 26 2021)	10538	1247	2594	7944	0	0	2594	15	45
102	IDP-290A Himachal Pradesh Crop Diversification Promotion Project (Phase-2) (Mar 26 2021)	764	63	167	597	0	0	167	0	0
103	IDP-291 Project for Setting up of All India Institute of Medical Sciences Madurai (Mar 26 2021)	21296	2508	2508	18788	0	0	2508	6	51
104	IDP-291A Project for Setting up of All India Institute of Medical Sciences Madurai (Mar 26 2021)	1492	149	306	1186	0	0	306	0	0
105	IDP-292 Rajasthan Rural Water Supply and Fluorosis Mitigation Project (Nagaur) PH-2 (Mar 26 2021)	44225	0	0	44225	0	0	0	0	92
106	IDP-292A Rajasthan Rural Water Supply and Fluorosis Mitigation Project Ph-2 (Mar 26 2021)	1591	10	10	1581	0	0	10	0	0
107	IDP-293 North East Road Network Connectivity Improvement Project (Mar 26 2021)	14489	4017	6869	7620	0	0	6869	33	63
108	IDP-293A North East Road Network Connectivity Improvement Project (Phase 5) (Mar 26 2021)	796	1	1	795	0	0	1	0	0
109	IDP-294 Bengaluru Metro Rail Project (Phase-2) (Mar 26 2021)	48779	2563	6998	41781	0	0	6998	50	154
110	IDP-294A Bengaluru Metro Rail Project (Phase-2) (Mar 26 2021)	3257	417	888	2369	0	0	888	0	0
111	IDP-295 Kolkata East-West Metro Project (IV) (Mar 26 2021)	8547	0	8504	43	0	0	8504	98	260
112	IDP-295A Kolkata East-West Metro Project (IV) (Mar 26 2021)	544	0	544	0	0	0	544	0	0
113	IDP-296 Delhi Mass Rapid Transport System Project (Phase 4) (I) (Mar 26 2021)	118418	41824	87545	30873	0	0	87545	541	960

क्रम संख्या Sl.No	ऋण ब्यौरा/आयोजना वार Loan Details/Planwise	रद्द हुए करारों को छोड़कर हस्ताक्षरित करार का मूल्य Value of Agreement signed less Cancellation	उपयोग Utilisation		31.03.25 तक अनाहरित शेष Undrawn Balance as on 31.03.25	मूलधन की पुनः अदायगी Principal Repaid		31.03.25 तक बकाया समापन ऋण Closing Debt Outstanding as on 31.03.25	ब्याज और अन्य प्रभारों की अदायगी Payment of Interest & Other Charges paid	
			2024-25 के दौरान During 2024-25	31.03.25 तक Upto 31.03.25		2024-25 के दौरान During 2024-25	31.03.25 तक Upto 31.03.25		2024-25 के दौरान During 2024-25	31.03.25 तक Upto 31.03.25
114	IDP-296A Delhi Mass Rapid Transport System Project (Phase 4) (I) (Mar 26 2021)	1560	247	247	1313	0	0	247	0	0
Total		356296	53045	197180	159116	4348	4348	192832	943	2475
2021-2022 For Financial Year										
115	IDP-297 Dedicated Freight Corridor Project (Phase 2) (III) (Mar 31 2022)	114249	20969	92781	21468	0	0	92781	60	312
116	IDP-297A Dedicated Freight Corridor Project (Phase 2) (III) (Mar 31 2022)	2271	1095	2271	0	0	0	2271	0	0
117	IDP-298 Chennai Metro Project (Phase 2) (II) (Mar 31 2022)	70055	0	0	70055	0	0	0	0	0
118	IDP-298A Chennai Metro Project (Phase 2) (II) (Mar 31 2022)	2945	0	0	2945	0	0	0	0	0
119	IDP-299 Bengaluru Water supply and Sewerage Project (Phase 3) (II) (Mar 31 2022)	27580	6634	14159	13421	0	0	14159	70	144
120	IDP-299A Bengaluru Water supply and Sewerage Project (Phase 3) (II) (Mar 31 2022)	8221	222	222	7999	0	0	222	0	0
121	IDP-299B Bengaluru Water supply and Sewerage Project (Phase 3) (II) (Mar 31 2022)	1267	0	0	1267	0	0	0	0	0
122	IDP-300 Uttarakhand Integrated Horticulture Development Project (Mar 31 2022)	5820	1	1	5819	0	0	1	0	13
123	IDP-300A Uttarakhand Integrated Horticulture Development Project (Mar 31 2022)	581	0	0	581	0	0	0	0	0
124	IDP-301 Tamil Nadu Biodiversity Conservation and Greening Project for Climate Chang (Mar 31 2022)	10310	1743	3248	7062	0	0	3248	14	36
125	IDP-301A Tamil Nadu BiodiversityConservation and Greening Project for Climate Change (Mar 31 2022)	225	0	0	225	0	0	0	0	0
126	IDP-302 Medical Education and Reserch Department - Assam (Mar 31 2022)	43434	74	95	43339	0	0	95	0	91
127	IDP-302A Medical Education and Reserch Department - Assam (Mar 31 2022)	2171	285	456	1715	0	0	456	0	0
128	IDP-303 North East Road Network Connectivity Improvement Project (Phase 6) (Mar 31 2022)	21536	0	0	21536	0	0	0	46	46

क्रम संख्या Sl.No	ऋण ब्यौरा/आयोजना वार Loan Details/Planwise	रद हुए करारों को छोड़कर हस्ताक्षरित करार का मूल्य Value of Agreement signed less Cancellation	उपयोग Utilisation		31.03.25 तक अनाहरित शेष Undrawn Balance as on 31.03.25	मूलधन की पुनः अदायगी Principal Repaid		31.03.25 तक बकाया समापन ऋण Closing Debt Outstanding as on 31.03.25	ब्याज और अन्य प्रभारों की अदायगी Payment of Interest & Other Charges paid	
			2024-25 के दौरान During 2024-25	31.03.25 तक Upto 31.03.25		2024-25 के दौरान During 2024-25	31.03.25 तक Upto 31.03.25		2024-25 के दौरान During 2024-25	31.03.25 तक Upto 31.03.25
129	IDP-303A North East Road Network Connectivity Improvement Project (Phase 6) (Mar 31 2022)	1593	0	0	1593	0	0	0	0	0
Total		312258	31023	113233	199025	0	0	113233	190	642
<u>2022-2023 For Financial Year</u>										
130	IDP-305 Project for the construction of Mumbai-Ahmedabad High Speed Rail (III) (Jul 25 2022)	100000	0	96736	3264	0	0	96736	97	374
131	IDP-306 Establishment of Mizoram State Super Specialty Cancer and Research Centre (Feb 27 2023)	9194	0	0	9194	0	0	0	0	20
132	IDP-306A Establishment of Mizoram State Super Specialty Cancer and Research Centre (Feb 27 2023)	724	46	46	678	0	0	46	0	0
133	IDP-309 Project for the Construction of Mumbai-Ahmedabad High Speed Rail (IV) (Mar 29 2023)	300000	86831	289270	10730	0	0	289270	169	772
134	IDP-310 Patna Metro Rail Construction Project (I) (Mar 29 2023)	93421	0	0	93421	0	0	0	0	197
135	IDP-310A Patna Metro Rail Construction Project (I) (Mar 29 2023)	5191	0	0	5191	0	0	0	0	0
136	IDP-311 Project for Forest and Biodiversity Conservation for climate Change Response in West Bengal (Mar 29 2023)	8939	165	165	8774	0	0	165	0	19
137	IDP-311A Project for Forest and Biodiversity Conservation for climate Change Response in West Bengal (Mar 29 2023)	369	0	0	369	0	0	0	0	0
138	IDP-312 Rajasthan Water Sector Livelihood Improvement Project(II) (Mar 29 2023)	17982	354	354	17628	0	0	354	0	38
139	IDP-312A Rajasthan Water Sector Livelihood Improvement Project (II) (Mar 29 2023)	912	0	0	912	0	0	0	0	0
Total		536732	87397	386572	150160	0	0	386572	266	1419
<u>2023-2024 For Financial Year</u>										
140	IDC-014 Program for Japan India Cooperative Actions towards Sustainable Development Goals in India Phase-2 (Dec 21 2023)	15301	7651	7651	7650	0	0	7651	40	40
141	IDP-308 North East Road Network Connectivity Improvement Project (Phase-7) (Feb 20 2024)	14697	0	0	14697	0	0	0	0	0
142	IDP-308A North East Road Network Connectivity Improvement Project (Phase-7) (Feb 20 2024)	864	0	0	864	0	0	0	0	0
143	IDP-313 Mumbai Metro Line 3 Project (IV) (Mar 26 2024)	57748	57389	57389	359	0	0	57389	118	118

क्रम संख्या Sl.No	ऋण ब्यौरा/आयोजना वार Loan Details/Planwise	रद्द हुए करारों को छोड़कर हस्ताक्षरित करार का मूल्य Value of Agreement signed less Cancellation	उपयोग Utilisation		31.03.25 तक अनाहरित शेष Undrawn Balance as on 31.03.25	मूलधन की पुनः अदायगी Principal Repaid		31.03.25 तक बकाया समापन ऋण Closing Debt Outstanding as on 31.03.25	ब्याज और अन्य प्रभारों की अदायगी Payment of Interest & Other Charges paid	
			2024-25 के दौरान During 2024-25	31.03.25 तक Upto 31.03.25		2024-25 के दौरान During 2024-25	31.03.25 तक Upto 31.03.25		2024-25 के दौरान During 2024-25	31.03.25 तक Upto 31.03.25
144	IDP-313A Mumbai Metro Line 3 Project (IV) (Mar 26 2024)	1195	954	954	241	0	0	954	0	0
145	IDP-314 The Construction of Chennai Peripheral Ring Road (Phase-2) (Feb 20 2024)	46318	0	0	46318	0	0	0	100	100
146	IDP-314A Construction of Chennai Peripheral Ring Road(Phase-2) (Feb 20 2024)	3529	0	0	3529	0	0	0	0	0
147	IDP-315 Project for Promoting Start-Up and Innovation in Telangana (Feb 20 2024)	22681	0	0	22681	0	0	0	47	47
148	IDP-315A Project for Promoting Start-Up and Innovation in Telangana (Feb 20 2024)	1016	0	0	1016	0	0	0	0	0
149	IDP-316 Project for the Construction of Mumbai-Ahmedabad High Speed Rail (V) (Dec 21 2023)	400000	91540	91540	308460	0	0	91540	801	801
150	IDP-317 Project for Improvement of Urban Water Supply System, Uttarakhand (Feb 20 2024)	14976	0	0	14976	0	0	0	32	32
151	IDP-317A Project for Improvement of Urban Water Supply System, Uttarakhand (Feb 20 2024)	1235	0	0	1235	0	0	0	0	0
152	IDP-318 Project for Promoting Sustainable Horticulture in Haryana (I) (Feb 20 2024)	15160	0	0	15160	0	0	0	32	32
153	IDP-318A Project for Promoting Sustainable Horticulture in Haryana (I) (Feb 20 2024)	1055	0	0	1055	0	0	0	0	0
154	IDP-319 DEDICATED FREIGHT CORRIDOR PROJECT PHASE 1 (V) (Feb 20 2024)	38838	8998	8998	29840	0	0	8998	80	80
155	IDP-319A DEDICATED FREIGHT CORRIDOR PROJECT PHASE 1 (V) (Feb 20 2024)	1162	0	0	1162	0	0	0	0	0
156	IDP-320 Project for Climate Change Response and Ecosystem Services Enhancement in Rajasthan (Feb 20 2024)	25431	0	0	25431	0	0	0	0	0
157	IDP-320A Project for Climate Change Response and Ecosystem Services Enhancement in Rajasthan (Feb 20 2024)	702	0	0	702	0	0	0	0	0
158	IDP-322 The Establishment of the Medical College Hospital at Nagaland Institute of Medical Sciences , Kohima (Feb 20 2024)	9269	0	0	9269	0	0	0	20	20

क्रम संख्या Sl.No	ऋण ब्यौरा/आयोजना वार Loan Details/Planwise	रद हुए करारों को छोड़कर हस्ताक्षरित करार का मूल्य Value of Agreement signed less Cancellation	उपयोग Utilisation		31.03.25 तक अनाहरित शेष Undrawn Balance as on 31.03.25	मूलधन की पुनः अदायगी Principal Repaid		31.03.25 तक बकाया समापन ऋण Closing Debt Outstanding as on 31.03.25	ब्याज और अन्य प्रभारों की अदायगी Payment of Interest & Other Charges paid	
			2024-25 के दौरान During 2024-25	31.03.25 तक Upto 31.03.25		2024-25 के दौरान During 2024-25	31.03.25 तक Upto 31.03.25		2024-25 के दौरान During 2024-25	31.03.25 तक Upto 31.03.25
159	IDP-322A The Establishment of the Medical College Hospital at Nagaland Institute of Medical Sciences , Kohima (Feb 20 2024)	739	0	0	739	0	0	0	0	0
160	IDP-325 Delhi Mass Rapid Transport System Project 9(Phase 4) (II) (Mar 26 2024)	101818	3853	3853	97965	0	0	3853	206	206
161	IDP-325A Delhi Mass Rapid Transport System Project 9(Phase 4) (II) (Mar 26 2024)	1114	0	0	1114	0	0	0	0	0
162	IDP-326 North East Road Network Connectivity Improvement Project (Phase-3) II (Feb 20 2024)	32918	4345	4345	28573	0	0	4345	73	73
163	IDP-326A North East Road Network Connectivity Improvement Project (Phase-3) II (Feb 20 2024)	1619	0	0	1619	0	0	0	0	0
Total		809385	174728	174728	634657	0	0	174728	1550	1550
<u>2024-2025 For Financial Year</u>										
164	IDC-015 Tamil Nadu Investment Promotion Program Phase-3 (Mar 27 2025)	36114	0	0	36114	0	0	0	0	0
165	IDP-304 Project for Capacity Enhancement for Effective Forest Management (Mar 27 2025)	7928	0	0	7928	0	0	0	0	0
166	IDP-304A Project for Capacity Enhancement for Effective Forest Management (Mar 27 2025)	352	0	0	352	0	0	0	0	0
167	IDP-324 Mumbai Metro Line 3 Project (V) (Jul 5 2024)	76866	15163	15163	61703	0	0	15163	0	0
168	IDP-324A Mumbai Metro Line 3 Project (V) (Jul 5 2024)	7395	0	0	7395	0	0	0	0	0
169	IDP-327 Assam State Aquaculture Promotion and Livelihood Improvement Project (Mar 27 2025)	3292	0	0	3292	0	0	0	0	0
170	IDP-327A Assam State Aquaculture Promotion and Livelihood Improvement Project (Mar 27 2025)	288	0	0	288	0	0	0	0	0
171	IDP-328 Project for Construction of Chennai Seawater Desalination Plant -II (Mar 27 2025)	50108	0	0	50108	0	0	0	0	0
172	IDP-328A Project for Construction of Chennai Seawater Desalination Plant -II (Mar 27 2025)	2448	0	0	2448	0	0	0	0	0
173	IDP-329 Delhi Mass Rapid Transport System Project (Phase 4 Additional Corridor) (I) (Mar 27 2025)	78911	0	0	78911	0	0	0	0	0
174	IDP-329A Delhi Mass Rapid Transport System Project (Phase 4 Additional Corridor) (I) (Mar 27 2025)	815	0	0	815	0	0	0	0	0

क्रम संख्या Sl.No	ऋण ब्यौरा/आयोजना वार Loan Details/Planwise	रद हुए करारों को छोड़कर हस्ताक्षरित करार का मूल्य Value of Agreement signed less Cancellation	उपयोग Utilisation		31.03.25 तक अनाहरित शेष Undrawn Balance as on 31.03.25	मूलधन की पुनः अदायगी Principal Repaid		31.03.25 तक बकाया समापन ऋण Closing Debt Outstanding as on 31.03.25	ब्याज और अन्य प्रभारों की अदायगी Payment of Interest & Other Charges paid	
			2024-25 के दौरान During 2024-25	31.03.25 तक Upto 31.03.25		2024-25 के दौरान During 2024-25	31.03.25 तक Upto 31.03.25		2024-25 के दौरान During 2024-25	31.03.25 तक Upto 31.03.25
175	IDP-330 Punjab Biodiversity and Natural Resources Conservation Project (Mar 27 2025)	10927	0	0	10927	0	0	0	0	0
176	IDP-330A Punjab Biodiversity and Natural Resources Conservation Project (Mar 27 2025)	553	0	0	553	0	0	0	0	0
Total		275997	15163	15163	260834	0	0	15163	0	0
Grand Total		3854761	479656	1985950	1868810	17440	52438	1933512	8862	30064

न्यू डेवलपमेंट बैंक

मुद्रा : अमरीकी डॉलर हजारों में

New Development Bank
Currency : Thousands U S Dollars

2018-2019 For Financial Year

1	18IN02 Madhya Pradesh Major District Roads II Project (Oct 5 2018)	320000	29804	302442	17558	19052	37209	265233	17477	48524
2	18IN04 Mumbai Metro Rail Project (Dec 26 2018)	260000	3790	102505	157495	5087	7555	94950	6932	19193
Total		580000	33594	404947	175053	24139	44764	360183	24409	67717

2019-2020 For Financial Year

3	19IN01 Assam Bridge Project (Aug 8 2019)	300000	18317	229246	70754	11777	11777	217469	14661	36331
Total		300000	18317	229246	70754	11777	11777	217469	14661	36331

2020-2021 For Financial Year

4	19IN02 Andhra Pradesh Roads and Bridges Reconstruction Project (Jan 6 2021)	323000	0	15808	307192	0	0	15808	1874	5367
5	19IN03 AP Mandal Connectivity and Rural Connectivity Improvement Project (Jan 6 2021)	323000	0	15808	307192	0	0	15808	1874	5364
6	19IN05 Manipur Water Supply Project (Jun 3 2020)	312000	33084	214100	97900	0	0	214100	13079	29061
7	20IN04 Delhi-Ghaziabad-Meerut Regional Rapid Transit System Project (Nov 19 2020)	500000	86794	262990	237010	0	0	262990	16221	32821
Total		1458000	119878	508704	949296	0	0	508704	33048	72613

2021-2022 For Financial Year

8	21IN02 Himachal Pradesh Rural Water Supply Project (Dec 22 2021)	80000	20210	45978	34022	0	0	45978	2442	3883
Total		80000	20210	45978	34022	0	0	45978	2442	3883

2022-2023 For Financial Year

9	17IN01_II Rajasthan Water Sector Restructuring Project for the Desert Areas Phase II) (Jul 29 2022)	245000	44905	123569	121431	0	0	123569	6004	9681
10	18IN01-T2 Bihar Roral Roads Project (Nov 9 2022)	161630	31166	104888	56742	0	0	104888	5172	6681
Total		406630	76071	228456	178174	0	0	228456	11176	16363

क्रम संख्या Sl.No	ऋण ब्यौरा/आयोजना वार Loan Details/Planwise	रद हुए करारों को छोड़कर हस्ताक्षरित करार का मूल्य Value of Agreement signed less Cancellation	उपयोग Utilisation		31.03.25 तक अनाहरित शेष Undrawn Balance as on 31.03.25	मूलधन की पुनः अदायगी Principal Repaid		31.03.25 तक बकाया समापन ऋण Closing Debt Outstanding as on 31.03.25	ब्याज और अन्य प्रभारों की अदायगी Payment of Interest & Other Charges paid	
			2024-25 के दौरान During 2024-25	31.03.25 तक Upto 31.03.25	2024-25 के दौरान During 2024-25	31.03.25 तक Upto 31.03.25	2024-25 के दौरान During 2024-25	31.03.25 तक Upto 31.03.25	2024-25 के दौरान During 2024-25	31.03.25 तक Upto 31.03.25

2023-2024 For Financial Year

11	00098 Integrated Sewerage System For City of Imphal Phase-II Project (Jan 9 2024)	115000	28220	28220	86780	0	0	28220	991	991
12	00102-IN Gujarat Rural Road Program (Jan 9 2024)	500000	99910	99910	400090	0	0	99910	1409	1409
13	19IN06 Indore Metro Rail Project (Jul 10 2023)	225000	60958	60958	164042	0	0	60958	3247	3247
14	22IN01 Meghalaya Ecotourism Infrastructure Development Project (Jul 10 2023)	79050	11150	15896	63154	0	0	15896	717	982
15	22IN02 Lamphelpat Waterbody Rejuvenation Project (Jan 9 2024)	70270	4572	4572	65698	0	0	4572	193	193
16	22IN03 Chennai Metro Rail Phase 2 - Corridor 4 Project (Jul 14 2023)	346720	17754	25475	321245	0	0	25475	1124	1999
Total		1336040	222565	235031	1101009	0	0	235031	7681	8821

2024-2025 For Financial Year

17	00103 Assam Bridge -II Project (Oct 30 2024)	333800	20516	20516	313284	0	0	20516	834	834
18	18IN01-T3 Bihar Roral Roads Project(Phase-III) (Nov 7 2024)	85000	15077	15077	69923	0	0	15077	415	415
Total		418800	35593	35593	383207	0	0	35593	1249	1249
Grand Total		4579470	526228	1687956	2891514	35916	56541	1631414	94665	206977

अन्तरराष्ट्रीय विकास के लिए ओपेक निधि

मुद्रा : अमरीकी डॉलर हजारों में

**OPEC Fund for International Development
Currency : Thousands U S Dollars****2023-2024 For Financial Year**

1	14967-P Chennai Periphral Ring Road Project (Sections II & III) (Jun 16 2023)	100000	13893	13893	86107	0	0	13893	427	677
Total		100000	13893	13893	86107	0	0	13893	427	677
Grand Total		100000	13893	13893	86107	0	0	13893	427	677

रूसी परिसंघ

मुद्रा : अमरीकी डॉलर हजारों में

**Russian Federation
Currency : Thousands U S Dollars****2012-2017 Twelfth Five Year Plan**

1	1/2641 Kudankulam Nuclear Power Project Unit 3 (Jul 17 2012)	1820000	114257	1472416	347584	0	0	1472416	236	120953
2	1/2642 Kudankulam Nuclear Power Project Unit No 4 (Jul 17 2012)	1820000	65456	1317892	502108	0	0	1317892	0	97540
Total		3640000	179713	2790308	849692	0	0	2790308	236	218493

क्रम संख्या SI.No	ऋण ब्यौरा/आयोजना वार Loan Details/Planwise	रद्द हुए करारों को छोड़कर हस्ताक्षरित करार का मूल्य Value of Agreement signed less Cancellation	उपयोग Utilisation		31.03.25 तक अनाहरित शेष Undrawn Balance as on 31.03.25	मूलधन की पुनः अदायगी Principal Repaid		31.03.25 तक बकाया समापन ऋण Closing Debt Outstanding as on 31.03.25	ब्याज और अन्य प्रभारों की अदायगी Payment of Interest & Other Charges paid	
			2024-25 के दौरान During 2024-25	31.03.25 तक Upto 31.03.25		2024-25 के दौरान During 2024-25	31.03.25 तक Upto 31.03.25		2024-25 के दौरान During 2024-25	31.03.25 तक Upto 31.03.25

2017-2018 For Financial Year

3	2/2663 Kudankulam Nuclear Power Project Unit No 5 (Jun 1 2017)	1700000	145495	790129	909871	0	0	790129	21199	44368
4	2/2664 Kudankulam Nuclear Power Project Unit No 6 (Jun 1 2017)	1700000	152406	503275	1196725	0	0	503275	12111	22252
5	2/2665 Kudankulam Nuclear Power Project Feul for Unit No 5 and 6 (Jun 1 2017)	800000	0	0	800000	0	0	0	0	0
Total		4200000	297901	1293404	2906596	0	0	1293404	33309	66620
Grand Total		7840000	477614	4083712	3756288	0	0	4083712	33545	285113

दक्षिण कोरिया

मुद्रा : हजार वॉन

South Korea

Currency : Thousands Wons

2022-2023 For Financial Year

1	IND-01 ITS Establishment of Nagpur- Mumbai Super Communication Expressway (Mar 31 2023)	215098000	0	0	215098000	0	0	0	0	0
Total		215098000	0	0	215098000	0	0	0	0	0
Grand Total		215098000	0	0	215098000	0	0	0	0	0

वर्ष 2024-25 के दौरान देश /संस्थावार पूर्णतः संवितरित अनुदानों के ब्यौरे को दर्शाने वाला विवरण

STATEMENT SHOWING DETAILS OF FULLY DISBURSED GRANTS COUNTRY/INSTITUTION-WISE DURING 2024-2025

(सरकारी और गैर-सरकारी लेखा)

(GOVT AND NON-GOVT ACCOUNTS)

क्र. सं. S.No	अनुदान Grant Details	(तक प्राधिकृत राशि/उपयोग की गई संचयी राशि) Amt Auth /Cum. Amt Util. upto 31/03/2025
	Asian Development Bank एशियाई विकास बैंक U S Dollars (In Millions) यू.एस. डालर (मिलियन में)	
	Government Grant	
1	Tamil Nadu Urban Flagship Investment Program-Proje	1.425
	Total	1.425
	जर्मनी Germany यूरो (मिलियन में) Euros (In Millions)	
	Government Grant	
1	Sustainable Municipal Infrastructure Financing in	0.750
	Total	0.750
	वैश्विक संस्था Global Fund यू.एस. डालर (मिलियन में) U S Dollars (In Millions)	
	Government Grant	
1	SAHAS(Strategic Augmentation of HIV AIDS Services)	99.984
	Total	99.984
	आई.वी.आर.डी. International Bank for Reconstruction and Development यू.एस. डालर (मिलियन में) U S Dollars (In Millions)	
	Government Grant	
1	Program Towards Elimination of Tuberculosis	40.600
	Total	40.600
	जापान Japan जापानीज येन (मिलियन में) Japanese Yen (In Millions)	
	Government Grant	
1	Construction of International Cooperation and Conv	1,946.393
2	Construction of Internationa Coop. and Convention	680.000
3	The Project for the Improvement of Power Supply in	4,016.000
	Total	6,642.393

दिनांक 31 मार्च, 2025 तक प्राप्त देशवार /संस्थावर अनुदान सवितरण का ब्यौरा दर्शाने वाला विवरण
STATEMENT SHOWING DETAILS OF DISBURSING GRANTS - COUNTRY/INSTITUTION-WISE
AS ON MARCH 31, 2025

(सरकारी और गैर-सरकारी लेखा)
(GOVT AND NON-GOVT ACCOUNTS)

क्र. सं. Sno	अनुदान विवरण Grant Details	31/03/2025 तक प्राधिकृत राशि Amount Auth upto 31/03/2025	2024-2025 तक उपयोग की गई राशि Amount Utilised During 2024-2025	31/03/2025 तक उपयोग की गई संचयी राशि Cumulative Amount Utilised Upto 31/03/2025	31/03/2025 तक अनाहरित राशि Undrawn Balance as on 31/03/2025
एशियाई विकास बैंक Asian Development Bank यू.एस. डालर (मिलियन में) U S Dollars (In Millions)					
Government Grant					
1	Integrated Urban Flood Management for the Chennai-	6.880	0.000	0.000	6.880
2	Delhi-Meerut Regional Rapid Transit System Investm	3.000	0.000	0.417	2.583
3	Meghalaya Power Distribution sector Improvement Pr	2.000	0.103	0.243	1.757
4	Integrated urban flood management for the Chennai	2.000	0.000	0.000	2.000
5	Uttarakhand climate Resilient Power System Development project	2.000	0.000	0.000	2.000
	Total	15.880	0.103	0.660	15.220
फ्रान्स France यूरो (मिलियन में) Euros (In Millions)					
Government Grant					
1	Smart City Project	4.670	0.067	4.670	0.000
2	Water Supply for Pan City (Chandigarh)	11.380	0.000	0.000	11.380
3	City Investments to Innovate Integrate and Sustain	11.850	2.500	2.500	9.350
	Total	27.900	2.567	7.170	20.730
GEF-UNDP यू.एस. डालर (मिलियन में) U S Dollars (In Millions)					
Government Grant					
1	Secure himalayas	10.000	0.144	9.442	0.558
2	Wild Cat landscapes through a focus on Small Cat a	1.975	0.000	0.000	1.975
	Total	11.975	0.144	9.442	2.533
जर्मनी Germany यूरो (मिलियन में) Euros (In Millions)					
Government Grant					
1	Climate change adaptation in the Himalaya componen	1.000	0.128	0.392	0.608
2	Municipal Infrastuctre Development in Tamil Nadu (20.000	0.000	0.000	20.000
3	Hydropower in Himalaya	1.500	0.000	0.000	1.500
4	Sustainable Municipal Infrastructure Financing-Tam	3.000	0.000	0.000	3.000
5	Rishikesh Integrated Urban Infrastructure Developm	1.000	0.000	0.000	1.000
6	Energy Efficiency Programme I and II- Lift irrigat	2.000	0.000	0.000	2.000
7	Rishikesh Integrated Urban Infrastructure Developm	2.000	0.000	0.000	2.000
8	Bengaluru suburban Rail Project	1.500	0.000	0.000	1.500
9	Madhya Pradesh Urban Sanitation and Environment	2.000	0.065	1.187	0.813
10	Forest Biodiversity Management in Himalayas	6.500	0.789	2.227	4.273
11	Climate-friendly urban Mobility I and IV climate-	0.800	0.000	0.000	0.800
12	Sustainable Land Management Meghalaya (Grant Compo	4.490	0.565	0.613	3.877
13	Sustainable Municipal Infrastructure Financing-Tam	2.000	0.305	0.305	1.695
14	Community based sustainable Forest Management for	4.000	0.000	0.000	4.000
15	Climate- Resilient Reconstruction after Flooding i	3.000	0.071	0.071	2.929
16	Protection of Vulnerable Catchment Areas in Meghal	1.000	0.121	0.218	0.782
17	Mumbai Metropolitan Urban Infrastructure Improveme	2.200	0.000	0.000	2.200
18	Sustainable Urban Infrastructure Development Odish	2.000	0.162	0.162	1.838
19	Integrated and Green Urban Mobility for the Mumbai	2.200	0.000	0.000	2.200
20	Climate Loan Kerala (Accompanying Measures)	2.000	0.239	0.239	1.761
21	Energy Reform Programme Madhya Pradesh (MPPMCL	2.000	0.000	0.000	2.000
22	Indo-German Global Academy for Agroecology Researc	20.000	3.787	5.728	14.272
23	Bengaluru suburban Rail Project	3.000	0.000	0.000	3.000
24	Climate-Friendly Energy supply (AM)	2.000	0.000	0.000	2.000
25	Climate -friendly urban Mobility I and IV Climate-	2.200	0.117	1.351	0.849
26	Surat Metro, Accompanying Measure	2.000	0.000	0.000	2.000

क्र. सं. Sno	अनुदान विवरण Grant Details	31/03/2025 तक प्राधिकृत राशि Amount Auth upto 31/03/2025	2024-2025 तक उपयोग की गई राशि Amount Utilised During 2024-2025	31/03/2025 तक उपयोग की गई संचयी राशि Cumulative Amount Utilised Upto 31/03/2025	31/03/2025 तक अनाहरित राशि Undrawn Balance as on 31/03/2025
27	Sustainable Municipal Infrastructure Financing-Tam	3.000	0.000	0.000	3.000
28	Environment Friendly Urban Development Programme i	1.500	0.273	0.919	0.581
29	Andhra Pradesh Climate Resilient Zero Budget Natur	1.000	0.100	0.585	0.415
30	Indo-German Solar Energy Partnership III-Component	1.500	0.000	0.000	1.500
31	Sustainable Urban Infrastructure development-chenn	4.000	0.000	0.892	3.108
32	Community based forests Management for Water Resou	2.700	0.058	1.397	1.303
33	Himachal Pradesh Forest Eco-System Climate Proofin	2.000	0.000	1.437	0.563
34	Sustainable Municipal Infrastructure Financing in	2.000	1.455	2.000	0.000
	Total	113.090	8.235	19.723	93.367
Non Government Grant					
35	RENEWABLE ENERGY PROGRAMME PFC-II	0.356	0.000	0.356	0.000
	Total	0.356	0.000	0.356	0.000
वैश्विक संस्था Global Fund यू.एस. डालर (मिलियन में) U S Dollars (In Millions)					
Government Grant					
1	Strategic Augmentation of HIV and STI (SAHAS 2.0)	100.290	0.000	0.000	100.290
2	Intensified Malaria Elimination Program 2	52.737	2.300	5.755	46.982
3	Intensified Malaria Elimination Project (IMEP III)	60.241	0.000	0.000	60.241
4	Augmenting TB Elimination Response in India (ATERI)	200.038	27.512	168.547	31.491
5	Augmenting TB Elimination Response in India (ATERI)	245.000	0.000	0.000	245.000
	Total	658.306	29.812	174.302	484.004
आई.एफ.ए.डी. International Fund for Agricultural Development यू.एस. डालर (मिलियन में) U S Dollars (In Millions)					
Government Grant					
1	Fostering Climate Resilient Upland Farming System	0.450	0.046	0.446	0.004
2	Fostering Climate Resilient Upland Farming System	0.550	0.005	0.499	0.051
3	Maharashtra Rural Women's Enterprise Development P	1.400	0.057	0.110	1.290
4	Maharashtra Rural Women's Enterprise Development P	5.250	1.900	1.900	3.350
	Total	7.650	2.008	2.955	4.695
जापान Japan जापानीज येन (मिलियन में) Japanese Yen (In Millions)					
Government Grant					
1	The project for the Human Resource Development Sch	223.000	111.500	111.500	111.500
	Total	223.000	111.500	111.500	111.500
नया विकास बैंक यू.एस. डालर (मिलियन में) U S Dollars (In Millions)					
Government Grant					
1	Augmentation of water supply to Kohima town from	0.252	0.000	0.000	0.252
	Total	0.252	0.000	0.000	0.252
संयुक्त राष्ट्र संघ विकास कार्यक्रम U. N. D.P. यू.एस. डालर (मिलियन में) U S Dollars (In Millions)					
Government Grant					
1	adoption of super-efficient technologies for susta	4.484	0.000	0.000	4.484
2	Dev. of institutional and regulatory Framework for	0.230	0.080	0.080	0.150
3	Strengthening National Capacities in Tribal Areas	0.000	0.000	0.000	0.000
4	Enhance National & State Capacity Effective Servic	0.000	0.000	0.000	0.000
5	Disaster Risk Reduction for sustainable Developmen	0.000	0.000	0.000	0.000
6	Vulnerability Reduction thru Community Management	0.000	0.000	0.000	0.000
7	National and State level Support to Livelihood Pro	0.000	0.000	0.000	0.000
	Total	4.714	0.080	0.080	4.634

वर्ष 2024-25 के दौरान देशवार/संस्थावार पूर्णतः चुकता
ऋण/उधार के ब्यौरे दर्शाने वाला विवरण (गैर-सरकारी ऋण)
STATEMENT SHOWING COUNTRY/INSTITUTION-WISE DETAILS OF FULLY REPAID
LOANS/CREDITS DURING 2024-2025 (NON-GOVT. LOANS)

क्र.सं. S.no	ऋण ब्यौरा/आयोजना वार Loan Details/ Planwise	प्राप्त किया गया ऋण Loan Availed	अदा किया गया ऋण Loan Repaid	भुगतान किया गया ब्याज/अन्य प्रभार Int./Other Charges
एशियाई विकास बैंक Asian Development Bank				
मुद्रा अमरीकी डॉलर हजारों में Currency Thousands U S Dollars				
2002-2007 - Tenth Five Year Plan				
1	2152-IND Power Grid Transmission(Sector) Project Dt. (03/11/2005)	400000	400000	57232
	Total	400000	400000	57232
2007-2012 - Eleventh Five Year Plan				
2	2617-IND micro Small & Medium Enterprise Development Project Dt. (19/03/2010)	35711	35711	1945
	Total	35711	35711	1945
	Grand Total	435711	435711	59177
जर्मनी Germany				
यूरो हजारों में Currency Thousands Euros				
2007-2012 - Eleventh Five Year Plan				
1	3176333426Clean Energy for Rural Development - Programme Dt. (30/03/2012)	100000	100000	8700
	Total	100000	100000	8700
2012-2017 - Twelfth Five Year Plan				
2	1018791E NABARD Loan NOs 5256286,7354259, 9389,1018791 - Phase II Dt. (19/12/2012)	42000	42000	3622
3	2692691E Innovation Finance SIDBI Dt. (03/09/2012)	10000	10000	849
4	5288051E 3691495E, 4255206E, 5828574E Programme New Approaches MSME Financing Dt. (27/06/2013)	79999	79999	5379
5	6835522E Innovation Finance SIDBI Dt. (03/09/2012)	2250	2250	231
	Total	134249	134249	10081
	Grand Total	234249	234249	18781
अन्तर्राष्ट्रीय पुर्ननिर्माण और विकास बैंक International Bank for Reconstruction and Development				
मुद्रा अमरीकी डॉलर हजारों में Currency Thousands U S Dollars				
2007-2012 - Eleventh Five Year Plan				
1	7694-IN Small and medium Enterproses Financing and Development Project Dt. (05/06/2009)	400000	400000	16556
	Total	400000	400000	16556
2012-2017 - Twelfth Five Year Plan				
2	8471-IN MSME Growth Innovation and Inclusive Finance Project Dt. (31/03/2015)	265375	265375	16442
	Total	265375	265375	16442
	Grand Total	665375	665375	32999

दिनांक 31 मार्च, 2025 तक प्राप्त देशवार/संस्थावार पूर्णतः संवितरित ऋण/उधार के ब्यौरे दर्शाने वाला विवरण
(गैर-सरकारी ऋण) जिसके लिए ऋण शोधन चल रहा है।

**STATEMENT SHOWING DETAILS OF COUNTRY/INSTITUTION-WISE FULLY DISBURSED LOANS/CREDITS RECEIVED
UPTO MARCH 31, 2025 (NON-GOVT. LOANS) FOR WHICH DEBT. SERVICING IS ONGOING**

क्र.सं. Sno	ऋण ब्यौरा/ आयोजना वार Loan Details/ Planwise	31.03.2025 तक प्राप्त की गई ऋण राशि Loan Amt. Availed Upto 31/03/2025	अदा किया गया मूलधन Principal Repaid		31.03.2025 तक बकाया समापन ऋण Closing Debt Outstanding as on 31/03/2025	ब्याज व अन्य प्रभारों की अदायगी Payment of Interest & Other Charges	
			2024-25 के दौरान During 2024-2025	31.03.2025 तक Upto 31/03/2025		2024-25 के दौरान During 2024-2025	31.03.2025 के दौरान Upto 31/03/2025

एशियाई विकास बैंक
मुद्रा अमरीकी डॉलर हजारों में
Asian Development Bank
Currency Thousands U S Dollars

1997-2002 - Ninth Five Year Plan

1	1747-IND Surat-Manor Tollway Project Dt. (05/10/2000)	149750	15461	141448	8302	1132	73730
2	1759-IND Housig Finance II Project Dt. (18/12/2001)	7400	764	6989	411	57	4479
Total		157150	16224	148437	8713	1188	78209

2002-2007 - Tenth Five Year Plan

3	1871-IND Private Sector Infrastructure Facility at State Le Dt. (05/08/2002)	50400	2869	46137	4263	61	14470
4	1968-IND State Power Sector Reform Project Dt. (11/12/2003)	21476	1382	18043	3432	152	7770
5	2152-IND Power Grid Transmission(Sector) Project Dt. (03/11/2005)	400000	25094	400000	0	716	57232
Total		471876	29344	464181	7695	928	79473

2007-2012 - Eleventh Five Year Plan

6	2404-IND India Infrastructure Project Financing Facility-Project1 Dt. (03/03/2008)	300000	15000	187500	112500	2084	37212
7	2415-IND National Power Grid Development Investment Program (Tranche1) Dt. (28/03/2008)	400000	19946	146223	253777	1173	25550
8	2509-IND India Infrastructure Project Financing Facility-Project 2 Dt. (26/02/2009)	200000	10000	110000	90000	1433	21545
9	2510-IND National Power Grid Development Investment Program-Tranche 2 Dt. (27/03/2009)	124000	5608	39146	84854	2166	20490
10	2586-IND Second India Infrastructure project Financing Facility - Project 1 Dt. (22/12/2009)	210000	9005	62095	147905	1657	22126
11	2617-IND micro Small & Medium Enterprise Development Project Dt. (19/03/2010)	35711	3274	35711	0	10	1945
12	2660-IND National Capital Region Urban Infrastructure Financing Project 1 Dt. (17/03/2011)	60000	2334	15168	44832	374	4891
13	2717-IND Second India Infrastructure Project Financing Facility - Project-2 Dt. (17/03/2011)	250000	9724	63202	186798	4711	42738
14	2787-IND National Grid Improvement Project Dt. (30/03/2012)	500000	17916	100799	399201	10808	74800
15	2822-IND Second India Infrastructure Project Financing Facility-Project 3 Dt. (21/03/2012)	240000	8467	51339	188661	1161	17429
16	2823-IND National Power Grid Development Investment Program-Project 3 Dt. (30/03/2012)	51000	1714	9988	41012	2500	11151
Total		2370711	102989	821171	1549540	28078	279879

2012-2017 - Twelfth Five Year Plan

17	3048-IND Accelerating Infrastructure Investment Facility in India Project 1 Dt. (22/01/2014)	400000	24274	155929	244071	1719	60444
18	3186-IND Clean Energy Finance Investment Program - Project1 Dt. (27/10/2015)	200000	13333	66667	133333	2662	16045
19	3365-IND Green Energy Corridor and Grid Strengthening Project Dt. (23/02/2017)	500000	33333	133333	366667	23541	81733
20	3436-IND Demand - Side Energy Efficiency Sector Project Dt. (30/03/2017)	134529	8933	31805	102724	4047	19041

क्र.सं. Sno	ऋण ब्यौरा/ आयोजना वार Loan Details/ Planwise	31.03.2025 तक प्राप्त की गई ऋण राशि Loan Amt. Availed Upto 31/03/2025	अदा किया गया मूलधन Principal Repaid		31.03.2025 तक बकाया समापन ऋण Closing Debt Outstanding as on 31/03/2025	ब्याज व अन्य प्रभारों की अदायगी Payment of Interest & Other Charges	
			2024-25 के दौरान During 2024-2025	31.03.2025 तक Upto 31/03/2025		2024-25 के दौरान During 2024-2025	31.03.2025 के दौरान Upto 31/03/2025

2017-2018 - For Financial Year

21	3521-IND Solar Transmission Sector Project Dt. (05/04/2017)	175000	11667	35000	140000	4758	14016
22	8309-IND Solar Rooftop Investment Program - Project 1 Dt. (30/05/2017)	9500	0	0	9500	249	1426
23	8325-IND Solar Transmission Sector ProjectDt. (05/04/2017)	50000	0	0	50000	194	380
Total		234500	11667	35000	199500	5200	15822

2018-2019 - For Financial Year

24	3728-IND Accelerating Infrastructure Investment Facility in India-Project 3 Dt. (16/11/2018)	300000	13898	26628	273372	8646	15710
Total		300000	13898	26628	273372	8646	15710
Grand Total		4768765	253995	1883151	2885615	76010	646355

एशियाई विकास बैंक
मुद्रा: अमरीकी डालर में
Asian Infrastructure Investment Bank
Currency Thousands U S Dollars

2017-2018 - For Financial Year

1	0006-1-INDTransmission System Strengthening Project Dt. (07/12/2017)	96765	12230	53969	42796	1036	8553
Total		96765	12230	53969	42796	1036	8553
Grand Total		96765	12230	53969	42796	1036	8553

यूरोपियन निवेश बैंक
मुद्रा यूरो हजारों में
European Investment Bank
Currency Thousands Euros

2012-2017 - Twelfth Five Year Plan

1	EIBNLN001 83095-Facility for Energy Sustainability and security Supply Dt. (21/02/2014)	21184	0	2648	18536	0	0
Total		21184	0	2648	18536	0	0
Grand Total		21184	0	2648	18536	0	0

जर्मनी
मुद्रा यूरो हजारों में
Germany
Currency Thousands Euros

1974-1978 - Fifth Five Year Plan

1	581364e DM 15 M Dt.6.12.1976 IFCI XVth. Dt. (06/12/1976)	7669	577	7669	0	2	1628
Total		7669	577	7669	0	2	1628

1979-1980 - Yearly Plan

2	588547e DM 15 M Dt.24.9.79 IFCI XVIth Dt. (24/09/1979)	7669	1141	7669	0	4	2551
3	589799e DM 10 M Dt.20.2.80 IFCI XVIIth. Dt. (20/02/1980)	5113	824	5113	0	3	1090
Total		12782	1965	12782	0	7	3641

1980-1985 - Sixth Five Year Plan

4	1931466e DM 10 M Dt.6.8.1980 XVIIIth IFCI Dt. (06/08/1980)	5113	888	5113	0	3	1078
5	1933205e DM 15 M Dt.15.1.81 IFCI XIXth. Dt. (15/01/1981)	7669	1427	7669	0	0	1549
6	1939459e DM 15 M Dt.18.8.82 IFCI XXth. Dt. (18/08/1982)	7669	1634	7669	0	6	1580
7	1944916e DM 15 M Dt.16.9.83 IFCI XXIst Dt. (16/09/1983)	7669	1899	7669	0	7	1547
8	1948628e DM 20 M Dt.21.5.84 IFCI XXIIInd Dt. (21/05/1984)	10226	2684	10226	0	10	2163
9	2817985E DM 25 M Dt.30.11.84 IFCI XXIII Dt. (30/11/1984)	12782	3521	12782	0	13	2661
Total		51129	12053	51129	0	40	10579

क्र.सं. Sno	ऋण ब्यौरा/ आयोजना वार Loan Details/ Planwise	31.03.2025 तक प्राप्त की गई ऋण राशि Loan Amt. Availed Upto 31/03/2025		अदा किया गया मूलधन Principal Repaid		31.03.2025 तक बकाया समापन ऋण Closing Debt Outstanding as on 31/03/2025		ब्याज व अन्य प्रभारों की अदायगी Payment of Interest & Other Charges		
		2024-25 के दौरान During 2024-2025	31.03.2025 तक Upto 31/03/2025	2024-25 के दौरान During 2024-2025	31.03.2025 तक Upto 31/03/2025	2024-25 के दौरान During 2024-2025	31.03.2025 के दौरान Upto 31/03/2025	2024-25 के दौरान During 2024-2025	31.03.2025 के दौरान Upto 31/03/2025	
1985-1990 - Seventh Five Year Plan										
10	3405974e DM 25 M Dt.18.9.86 IFCI XXIVth Dt. (18/09/1986)	12782	4108	12782	0	15	2537			
11	3419932e DM 80 M Dt.15.3.88 IFCI XXV Dt. (15/03/1988)	40903	14650	40903	0	55	7163			
	Total	53686	18757	53686	0	70	9700			
1991-1992 - Yearly Plan										
12	4289498e DM 10 M NSIC Loan No.XI Dt. (05/03/1992)	5113	127	2894	2219	17	1273			
	Total	5113	127	2894	2219	17	1273			
1992-1997 - Eighth Five Year Plan										
13	113278E SIDBI Loan Dt.30.12.93 Dt. (30/12/1993)	10226	3415	10226	0	13	1742			
14	1188620E NLC Expan. Lignite Mine & Power Dt. (13/03/1997)	85468	2802	50436	35032	279	16795			
15	122739E Modern.Rourkela Steel Plant Dt. (20/10/1992)	9852	323	6621	3232	26	1466			
16	122749E SIDBI Loan Dt.30.12.93 Dt. (30/12/1993)	7872	4084	7872	0	13	1418			
17	128045E NABARD VI NFS Credit Dt. (14/02/1994)	15339	5624	15339	0	171	10524			
18	320425E PFC Energy Investment prog Dt. (19/06/1995)	11308	376	7379	3928	32	1355			
19	334738E NSIC XIIIth Loan Dt. (22/11/1995)	5036	168	3186	1850	30	1036			
20	334745E SIDBI-II Dt. (24/11/1995)	15339	6136	15339	0	201	6877			
21	341777E NLC Rejuv.Min.Equipm.Minel Dt. (26/04/1996)	13154	438	8103	5051	40	4546			
22	342518E NABARD VIII:NFS-Credit Program Dt. (22/05/1996)	25565	10658	25565	0	40	4110			
23	94035E Modern Rourkela Steel Plant Dt. (20/10/1992)	51129	2045	34768	16361	134	8163			
24	96610e I.F.C.I Loan XXVI Dt. (17/12/1992)	12782	213	9158	3625	14	2166			
25	99168E Modern Rourkela Steel Plant Dt. (20/10/1992)	15339	439	7442	7896	62	5236			
	Total	278409	36721	201434	76975	1055	65435			
1997-2002 - Ninth Five Year Plan										
26	1543034e HUDCO Housing for Eco.Weaker Section Dt. (31/10/1997)	0	0	0	0	0	0			
27	1674590E NABARD VIII:MI-Credit Program Dt. (05/02/1998)	17895	6400	17895	0	32	2912			
28	2987142E Indian Renewable Energy Development Agency Ltd. Dt. (15/07/1999)	35790	1174	18182	17609	139	5757			
	Total	53686	7574	36077	17609	171	8669			
2002-2007 - Tenth Five Year Plan										
29	5020184E SIDBI III Dt. (25/02/2003)	7567	4839	7567	0	17	887			
30	745190E Promotion of Private Infrastructure Projects Dt. (08/11/2005)	8500	282	2679	5821	10	521			
	Total	16067	5121	10246	5821	27	1408			
2007-2012 - Eleventh Five Year Plan										
31	1442706E Pare Hydroelectric Plant Dt. (11/12/2008)	80000	5334	61331	18669	902	20098			
32	3176333426Clean Energy for Rural Development - Programme Dt. (30/03/2012)	100000	5264	100000	0	48	8700			
33	3477287E Removal of Barriers to Biomass Power Generation in India Dt. (08/10/2009)	19971	665	3321	16650	130	1222			
34	460904E Environment-related Urban Infrastrure Development through NCRPB Dt. (09/02/2012)	32500	13000	32500	0	93	1515			
35	6214353 Promotional Programme for Energy Efficient New Residential Housing Programme Dt. (31/12/2010)	12000	400	1600	10400	80	716			

क्र.सं. Sno	ऋण ब्यौरा/ आयोजना वार Loan Details/ Planwise	31.03.2025 तक प्राप्त की गई ऋण राशि Loan Amt. Availed Upto 31/03/2025	अदा किया गया मूलधन Principal Repaid		31.03.2025 तक बकाया समापन ऋण Closing Debt Outstanding as on 31/03/2025	व्याज व अन्य प्रभारों की अदायगी Payment of Interest & Other Charges	
			2024-25 के दौरान During 2024-2025	31.03.2025 तक Upto 31/03/2025		2024-25 के दौरान During 2024-2025	31.03.2025 के दौरान Upto 31/03/2025
36	6816090E Environment-related Urban Infrastrure Development through NCRPB Dt. (09/02/2012)	10000	3000	10000	0	62	863
37	7153378E Environmental Credit Line SIDBI III (Protion 2) Dt. (10/09/2008)	7669	6294	7669	0	24	779
38	7851035E Environment-related Urban Infrastrure Development through NCRPB Dt. (09/02/2012)	25000	7500	25000	0	155	1791
39	8247108E Environment & Energy investment Prog (IIFCL-I) Dt. (05/02/2010)	16589	544	2716	13873	108	995
40	9411149E Environment-related Urban Infrastrure Development through NCRPB Dt. (09/02/2012)	32500	10000	12500	20000	201	2226
41	9777097E Natural Resource Management NABARD-Umbrella Programme Dt. (16/09/2009)	15000	12792	15000	0	96	867
Total		351229	64793	271637	79592	1900	39772
2012-2017 - Twelfth Five Year Plan							
42	1018791E NABARD Loan NOs 5256286,7354259, 7889389,1018791 - Phase II Dt. (19/12/2012)	42000	6000	42000	0	111	3622
43	2692691E Innovation Finance SIDBI Dt. (03/09/2012)	10000	1333	10000	0	17	849
44	4028075E Green Energy Corridors (GEC) Inter State Transmission System (ISTS) Dt. (17/12/2014)	75000	0	0	75000	707	6138
45	5142424E Green Energy Corridors (GEC) Inter State Transmission System (ISTS) Dt. (17/12/2014)	45000	0	0	45000	446	3822
46	5255022E Natural Resource Magt. NABARD - Umbrella Programme-Phase II Dt. (19/12/2012)	10000	9668	10000	0	72	576
47	6835522E Innovation Finance SIDBI Dt. (03/09/2012)	2250	300	2250	0	4	231
48	7381240E Green Energy Corridors (GEC) Inter State Transmission System (ISTS) Dt. (17/12/2014)	90000	51429	90000	0	848	8203
49	7382198E Green Energy Corridors (GEC) Inter State Transmission System (ISTS) Dt. (17/12/2014)	210000	81902	171900	38100	2082	16497
50	8765511E 4586658E, 3489025E Energy efficiency in public buildings and infrastructure Dt. (31/03/2014)	50000	5882	41174	8826	297	5805
51	9437407E Innovation Finance Programme SIDBI Dt. (03/09/2012)	8000	262	655	7345	57	434
Total		542250	156777	367979	174271	4641	46177
2017-2018 - For Financial Year							
52	19177732E Pare Hydroelectric Project Dt. (20/12/2017)	20000	2000	9000	11000	283	1416
Total		20000	2000	9000	11000	283	1416
Grand Total		1392020	306465	1024533	367487	8212	189697

फ्रांस
मुद्रा यूरो हजारों में

**France
Currency Thousands Euros**

1992-1997 - Eighth Five Year Plan

1	FRNL0301E Chandrapur HVDC(CM)-FF331.38M Protocol dt15.3.94 Dt. (11/03/1994)	24260	439	22489	1771	39	8807
2	FRNL0401E Reheating Furnaces for RSP(SAIL)(CN)-66Mdt.25.3.93 Dt. (25/05/1993)	5433	137	4997	437	6	1179
Total		29693	576	27485	2208	45	9986

2012-2017 - Twelfth Five Year Plan

3	CIN107001 Energy Efficiency Program Dt. (09/04/2015)	30666	5000	19033	11632	541	2690
Total		30666	5000	19033	11632	541	2690
Grand Total		60359	5576	46519	13840	586	12676

क्र.सं. Sno	ऋण ब्यौरा/ आयोजना वार Loan Details/ Planwise	31.03.2025 तक प्राप्त की गई ऋण राशि Loan Amt. Availed Upto 31/03/2025	अदा किया गया मूलधन Principal Repaid		31.03.2025 तक बकाया समापन ऋण Closing Debt Outstanding as on 31/03/2025	व्याज व अन्य प्रभारों की अदायगी Payment of Interest & Other Charges	
			2024-25 के दौरान During 2024-2025	31.03.2025 तक Upto 31/03/2025		2024-25 के दौरान During 2024-2025	31.03.2025 के दौरान Upto 31/03/2025

जापान
मुद्रा: जापानी येन हजारों में
Japan

Currency Thousands Japanese Yen

1992-1997 - Eighth Five Year Plan

1	IDP-107 Dhauliganga Hydro.Power Plant Dt. (25/01/1996)	4975577	242538	4733039	242538	9762	2244488
2	IDP-116 PGCL Northern India Transmission Dt. (25/02/1997)	3726396	181772	3362852	363544	11523	1267365
3	IDP-120 NTPC Simhadri Thermal Power Station Dt. (25/02/1997)	19371320	944398	17482524	1888796	59867	7111872
Total		28073293	1368708	25578415	2494878	81152	10623725

1997-2002 - Ninth Five Year Plan

4	IDP-129 NHPC Dhauliganga Hydro Power Project Dt. (12/12/1997)	16311106	795660	13924126	2386980	68814	5458582
5	IDP-138 Simhadri Thermal Power Station Project (II) Dt. (30/03/2001)	12191870	594724	8623526	3568344	72281	3780024
6	IDP-140 Simhadri Thermal Power Station Project Dt. (12/02/2002)	27294638	1331444	20637418	6657220	138149	7546025
Total		55797613	2721828	43185069	12612544	279244	16784630

2002-2007 - Tenth Five Year Plan

7	IDP-144 SIMHADRI THERMAL POWER STATION PROJECT(IV) Dt. (31/03/2003)	1251436	61044	1159870	91566	2509	253703
8	IDP-153 Dhauliganga Hydroelectric Power Plant Construction Dt. (31/03/2004)	12048184	587714	6758758	5289426	74508	2297690
Total		13299620	648758	7918628	5380992	77017	2551392

2007-2012 - Eleventh Five Year Plan

9	IDP-218 Micro, Small and Medium Enterprises Energy Saving Project (Phase 2) Dt. (16/06/2011)	30000000	2857140	25714290	4285710	25785	913348
10	IDP-219 New and Renewable Energy Development Project Dt. (16/06/2011)	30000000	1463414	5853669	24146331	139222	1378131
Total		60000000	4320554	31567959	28432041	165007	2291480

2012-2017 - Twelfth Five Year Plan

11	IDP-236 New and Renewable Energy Development Project (Phase 2) Dt. (01/09/2014)	30000000	1461950	2222950	27777050	72191	324585
12	IDP-237 Micro, Small and Medium Enterprises Energy Saving Project (3) Dt. (01/09/2014)	14436929	778064	11324673	3112256	5546	46153
Total		44436929	2240014	13547623	30889306	77737	370738
Grand Total		201607456	11299862	121797695	79809761	680157	32621966

अन्तरराष्ट्रीय पुनर्निर्माण और विकास बैंक

मुद्रा: अमरीकी डॉलर हजारों में

International Bank for Reconstruction and Development
Currency Thousands U S Dollars

2002-2007 - Tenth Five Year Plan

1	4813-IN Power System Development Project-III Dt. (02/05/2006)	400000	33850	364675	35325	3534	55547
Total		400000	33850	364675	35325	3534	55547

2007-2012 - Eleventh Five Year Plan

2	4870-IN Rampur Hydropower Project Dt. (15/01/2008)	400000	32480	290715	109285	647	34136
3	4890-IN Fourth Power System Development Project (PSDP-IV) Dt. /03/2008)	576864	44959	399395	177469	10670	113095
4	7593-IN Fourth Power System Development Project Dt. (27/01/2009)	400000	15445	176700	223300	6108	66645
5	7613-IN Financing Public Private Partnerships (PPPs) in Infrastructure Dt. (13/10/2009)	195000	9516	76128	118872	5334	25024

क्र.सं. Sno	ऋण ब्यौरा/ आयोजना वार Loan Details/ Planwise	31.03.2025 तक प्राप्त की गई ऋण राशि Loan Amt. Availed Upto 31/03/2025		अदा किया गया मूलधन Principal Repaid		31.03.2025 तक बकाया समापन ऋण Closing Debt Outstanding as on 31/03/2025		ब्याज व अन्य प्रभारों की अदायगी Payment of Interest & Other Charges	
		2024-25 के दौरान During 2024-2025	31.03.2025 तक Upto 31/03/2025	2024-25 के दौरान During 2024-2025	31.03.2025 तक Upto 31/03/2025	2024-25 के दौरान During 2024-2025	31.03.2025 के दौरान Upto 31/03/2025	2024-25 के दौरान During 2024-2025	31.03.2025 के दौरान Upto 31/03/2025
6	7694-IN Small and medium Enterprises Financing and Development Project Dt. (05/06/2009)	400000	113000	400000	0	3484	16556		
7	7787-IN Fifth Power System Development Project Dt. (13/10/2009)	1000000	41501	375692	624308	40282	132238		
8	7923-IN Scaling Up sustainable and Responsible Micro finance project Dt. (09/07/2010)	200000	161055	200000	0	1734	6018		
	Total	3171864	417956	1918630	1253234	68260	393712		
<u>2012-2017 - Twelfth Five Year Plan</u>									
9	8318-IN Eastern Dedicated Freight Corridor Project-2 Dt. (11/12/2014)	653634	43608	173243	480391	13011	90725		
10	8471-IN MSME Growth Innovation and Inclusive Finance Project Dt. (31/03/2015)	265375	0	265375	0	683	16442		
11	8513-IN Eastern Dedicated Freight Corridor-3 Dt. (21/10/2016)	541113	36047	89980	451133	14417	51004		
	Total	1460122	79655	528598	931524	28110	158171		
<u>2018-2019 - For Financial Year</u>									
12	8857-IN India Energy Efficiency Scale up Programme Dt. (28/08/2018)	187609	12791	23863	163745	6408	13992		
	Total	187609	12791	23863	163745	6408	13992		
	Grand Total	5219594	544252	2835766	2383828	106311	621423		
अंतरराष्ट्रीय कृषि विकास कोष मुद्रा: विशेष आहरण अधिकार हजारों में International Fund for Agricultural Development Currency Thousands Special Drawing Right									
<u>1997-2002 - Ninth Five Year Plan</u>									
1	538-IN National Micro-Finance Support Programme Dt. (18/02/2002)	16350	272	7358	8992	34	1841		
	Total	16350	272	7358	8992	34	1841		
	Grand Total	16350	272	7358	8992	34	1841		

दिनांक 31 मार्च, 2025 तक प्राप्त देशवार/संस्थावार पूर्णतः संवितरित ऋण/उधार के ब्यौरे
दर्शाने वाला विवरण (गैर-सरकारी ऋण)

**STATEMENT SHOWING DETAILS OF COUNTRY/INSTITUTION-WISE DISBURSING
LOANS/CREDITS RECEIVED UPTO MARCH 31, 2025 (NON-GOVT. LOANS)**

क्र.स. Sno	ऋण ब्यौरा/आयोजना वार Loan Details/ Planwise	रद्द हुए करारों को छोड़कर हस्ताक्षरित करार का मूल्य Value of Agreement signed less Cancellation	उपयोग Utilisation		31.03.2025 को अनाहरित शेष Undrawn Balance as on 31/03/2025	मूलधन की पुनःअदायगी Principal Repaid		31.03.2025 तक बकाया समापन ऋण Closing Debt Outstanding as on 31/03/2025	ब्याज की अदायगी और अन्य भार Payment of Interest & Other Charges	
			2024-25 के दौरान During 2024-2025	31.03.2025 तक Upto 31/03/2025		2024-25 के दौरान During 2024-2025	31.03.2025 तक Upto 31/03/2025		2024-25 के दौरान During 2024-2025	31.03.2025 तक Upto 31/03/2025

एशियाई विकास बैंक
मुद्रा: अमरीकी डॉलर हजारों में
Asian Development Bank
Currency Thousands U S Dollars

2019-2020 - For Financial Year

1	3867-IND Scaling Up Demand-Side Energy Efficiency Sector Project Dt. (16/12/2019)	150000	8000	58620	91380	0	0	58620	2646	4610
	Total	150000	8000	58620	91380	0	0	58620	2646	4610

2024-2025 - For Financial Year

2	4463-IND Solar Rooftop Investment Program - Tranche 3 Dt. (20/12/2024)	80000	0	0	80000	0	0	0	0	0
3	4574-IND Financing Environmentally Sustainable Growth in Infrastructure Project Dt. (20/12/2024)	500000	0	0	500000	0	0	0	0	0
4	8477-IND Solar Rooftop Investment Program - Tranche 2 Dt. (20/12/2024)	90500	90500	90500	0	0	0	90500	0	0
	Total	670500	90500	90500	580000	0	0	90500	0	0
	Grand Total	820500	98500	149120	671380	0	0	149120	2646	4610

जर्मनी
मुद्रा: अमरीकी डॉलर हजारों में
Germany
Currency Thousands Euros

2012-2017 - Twelfth Five Year Plan

1	3645511E Innovation Finance SIDBI Dt. (03/09/2012)	1183	0	1183	0	0	1183	0	10	519
2	5288051E 3691495E, 4255206E, 5828574E Programme New proaches MSME Financing Dt. (27/06/2013)	100000	0	79999	20001	0	79999	0	0	5379
3	6192780E Green Energy Corridors (GEC) Inter State Transmission System (ISTS) Dt. (17/12/2014)	80000	0	80000	0	0	0	80000	793	6243
4	9437570E Innovation Finance SIDBI Dt. (03/09/2012)	13471	0	13471	0	471	13471	0	26	1289
5	EESL_GER Energy Efficiency in Energy Intensive Sectors (EES Dt. (10/03/2017)	10526	0	10526	0	0	10526	0	0	3035
	Total	205181	0	185180	20001	471	105180	80000	830	16466
	Grand Total	205181	0	185180	20001	471	105180	80000	830	16466

फ्रांस
मुद्रा: अमरीकी डॉलर हजारों में
France
Currency Thousands Euros

2007-2012 - Eleventh Five Year Plan

1	CIN1015 Indian Renewable Energy Development Agency Ltd. Dt. (10/12/2010)	70000	0	70000	0	0	0	70000	0	0
	Total	70000	0	70000	0	0	0	70000	0	0

क्र.स. Sno	ऋण ब्यौरा/आयोजना वार Loan Details/ Planwise	रद्द हुए करारों को छोड़कर हस्ताक्षरित करार का मूल्य Value of Agreement signed less Cancellation	उपयोग Utilisation		31.03.2025 को अनाहरित शेष Undrawn Balance as on 31/03/2025	मूलधन की पुनःअदायगी Principal Repaid		31.03.2025 तक बकाया समापन ऋण Closing Debt Outstanding as on 31/03/2025	ब्याज की अदायगी और अन्य भार Payment of Interest & Other Charges	
			2024-25 के दौरान During 2024-2025	31.03.2025 तक Upto 31/03/2025		2024-25 के दौरान During 2024-2025	31.03.2025 तक Upto 31/03/2025		2024-25 के दौरान During 2024-2025	31.03.2025 तक Upto 31/03/2025

2017-2018 - For Financial Year

2	CIN102101JNATIONAL HOUSING BANK Dt. (20/07/2017)	100000	0	100000	0	0	0	100000	0	0
	Total	100000	0	100000	0	0	0	100000	0	0

2022-2023 - For Financial Year

3	CIN116401TSTATE BANK OF INDIA Dt. (13/02/2023)	100000	0	100000	0	0	0	100000	0	0
	Total	100000	0	100000	0	0	0	100000	0	0
	Grand Total	270000	0	270000	0	0	0	270000	0	0

Currency Thousands U S Dollars

2024-2025 - For Financial Year

4	CIN118601 SMALL INDUSTRIES DEVELOPMENT BANK OF INDIA Dt. (12/02/2025)	100000	0	0	100000	0	0	0	0	0
	Total	100000	0	0	100000	0	0	0	0	0
	Grand Total	100000	0	0	100000	0	0	0	0	0

जापान
मुद्रा- जापानी येन हजारों में
Japan
Currency Thousands Japanese Yen

2012-2017 - Twelfth Five Year Plan

1	IDP-241 Public-Private Partnership Infrastructure Financing Project Dt. (11/03/2016)	50000000	5655808	49950000	50000	3446102	12066814	37883186	0	68568
2	IDP-255 Mumbai Trans-Harbour Link Project I Dt. (31/03/2017)	140713000	-144795	140568205	144795	0	0	140568205	0	147675
3	IDP-255A Mumbai Trans-Harbour Link Project I Dt. (31/03/2017)	4082000	1059556	4082000	0	0	0	4082000	0	164
	Total	194795000	6570569	194600205	194795	3446102	12066814	182533391	0	216407

2019-2020 - For Financial Year

4	IDP-283 Mumbai Trans Harber Link II Dt. (27/03/2020)	65980000	929000	66909000	-929000	0	0	66909000	0	229891
5	IDP-283A Mumbai Trans Harber Link II Dt. (27/03/2020)	929000	0	0	929000	0	0	0	0	17
	Total	66909000	929000	66909000	0	0	0	66909000	0	229908

2022-2023 - For Financial Year

6	IDP-307 Mumbai Trans-Harbour Link Project III Dt. (27/02/2023)	30199000	24306115	24306115	5892885	0	0	24306115	0	0
7	IDP-307A Mumbai Trans-Harbour Link Project III Dt. (27/02/2023)	556000	0	0	556000	0	0	0	0	0
	Total	30755000	24306115	24306115	6448885	0	0	24306115	0	0
	Grand Total	292459000	31805684	285815320	6643680	3446102	12066814	273748506	0	446315

अन्तरराष्ट्रीय पुनर्निर्माण और विकास बैंक
मुद्रा- अमेरिकी डॉलर हजारों में
International Bank for Reconstruction and Development
Currency Thousands U S Dollars

2007-2012 - Eleventh Five Year Plan

1	8078-IN Vishnugad Pipalkoti Hydro Electri Project Dt. (10/08/2011)	448000	138274	396209	51791	15596	58432	337777	9544	39114
	Total	448000	138274	396209	51791	15596	58432	337777	9544	39114

2012-2017 - Twelfth Five Year Plan

2	8611-IN Grid-Connected Rooftop Solar Program Dt. (30/06/2016)	500000	-137210	362790	137210	200000	200000	162790	9024	46497
3	TF0A2401 Clean Technology Fund - Grid Connected Rooftop Solar program Dt. (30/06/2016)	120000	20000	120000	0	0	0	120000	152	754

क्र.स. Sno	ऋण ब्यौरा/आयोजना वार Loan Details/ Planwise	रद्द हुए करारों को छोड़कर हस्ताक्षरित करार का मूल्य Value of Agreement signed less Cancellation	उपयोग Utilisation		31.03.2025 को अनाहरित शेष Undrawn Balance as on 31/03/2025	मूलधन की पुनःअदायगी Principal Repaid		31.03.2025 तक बकाया समापन ऋण Closing Debt Outstanding as on 31/03/2025	ब्याज की अदायगी और अन्य भार Payment of Interest & Other Charges	
			2024-25 के दौरान During 2024-2025	31.03.2025 तक Upto 31/03/2025		2024-25 के दौरान During 2024-2025	31.03.2025 तक Upto 31/03/2025		2024-25 के दौरान During 2024-2025	31.03.2025 तक Upto 31/03/2025
Total		620000	-117210	482790	137210	200000	200000	282790	9176	47251
<u>2017-2018 - For Financial Year</u>										
4	8737-IN Shared Infrastructure for Solor Parks Project Dt. (20/11/2017)	52500	21006	42169	10331	2473	4922	37247	3120	5399
5	TF0A4648 Shared Infratrurcture for Solor Parks Project Dt. (20/11/2017)	15500	7002	13985	1515	0	0	13985	55	106
Total		68000	28007	56154	11846	2473	4922	51232	3176	5506
<u>2022-2023 - For Financial Year</u>										
6	8944-IN Innovation in Solar Power and Hybrid Technologies Project Dt. (14/12/2022)	67000	15220	37899	29101	37899	37899	0	1437	1437
7	9400-IN Rail Logistic Project Dt. (13/01/2023)	245000	27533	209987	35013	0	0	209987	822	822
Total		312000	42753	247887	64113	37899	37899	209987	2259	2259
<u>2023-2024 - For Financial Year</u>										
8	9426-IN Additional Financing: Rooftop Solar Program for Residential Sector Dt. (22/12/2023)	150000	37500	37875	112125	0	0	37875	0	375
Total		150000	37500	37875	112125	0	0	37875	0	375
Grand Total		1598000	129324	1220914	377086	255968	301253	919661	24154	94505

भाग-III — संक्षिप्त जानकारी

PART-III — SUMMARISED INFORMATION

31/03/2025 की स्थिति के अनुसार उपयोग और ऋण परिशोधन अदायगी का दाता-वार सारांश
(केवल सरकारी खाते पर)
DONOR WISE SUMMARY OF UTILISATION OF LOANS & DEBT SERVICING PAYMENT AS ON 31/03/2025
(ON GOVT ACCOUNT ONLY)

एल.सी.हजारों में, जापानी येन मिलियन में, प्रत्येक के नीचे दूसरी पंक्ति में रुपये करोड़ में
LC in Thousands, Japanese Yen in Millions, Second line below each shows Rupees in Crores

देश/संस्था Country/ Institution	मुद्रा Currency	निष्पन्न करार का मूल्य Value of Agreement Concluded			उपयोग Utilization			मूलधन की कुल पुनः अदायगी Repayment of Principal			31.03.2025 को बकाया ऋण Debt Out- standing as on	ब्याज की अदायगी (प्रतिबद्धता शुल्कों सहित) Payment of Interest (including Commitment Charges)		
		31.03.2024 तक Upto the End of 31/03/2024	2024-2025 के दौरान During 2024-2025	31/03/2025 तक Upto the End of 31/03/2025	31/03/2024 तक Upto the End of 31/03/2024	2024- 2025 के दौरान During 2024- 2025	31/03/2025 तक Upto the End of 31/03/2025	31/03/2024 तक Upto the End of 31/03/2024	2024-2025 के दौरान During 2024-2025	31/03/2025 तक Upto the End of 31/03/2025		31/03/2025 को बकाया लेखा	31/03/2024 तक Upto the End of 31/03/2024	2024-2025 के दौरान During 2024-2025
Government Loansw														
Asian evlopmnt Bank	JPY	160845	153358	314203	123107	43134	166241	123107	0	123107	43134	1671	70	1741
											2465.18			
Asian Development Bank	USD	38902213	2226860	41129073	31994512	2710490	34705003	10508942	1615390	12124332	22580671	5421730	1324430	6746160
											193,721.83			
Asian Infrastructure Investment Bank	USD	8452904	85000	8537904	4354282	673138	5027421	92583	147069	239652	4787769	387411	297530	684941
											41,074.75			
E.E. C.(SAC)	GBP	30332	0	30332	30332	0	30332	24273	941	25215	5117	5583	7	5590
											56.67			
European Investment Bank	EUR	2450000	640000	3090000	1184664	390336	1575000	63998	46533	110532	1464468	46216	60260	106475
											13,537.53			
United Arab Emirates	USD	70000	0	70000	70000	0	70000	70000	0	70000	0	0	0	0
											0.00			
Austria	EUR	46329	0	46329	46329	0	46329	46329	0	46329	0	12835	0	12835
											0.00			
Australia	USD	12931	0	12931	12931	0	12931	12931	0	12931	0	1515	0	1515
											0.00			
Behrain	GBP	5891	0	5891	5891	0	5891	5891	0	5891	0	0	0	0
											0.00			
Belgium	EUR	96640	0	96640	96640	0	96640	96640	0	96640	0	6047	0	6047
											0.00			
Canada	CAD	924579	0	924579	924579	0	924579	924579	0	924579	0	467	0	467
											0.00			
Rep. of Czech & Slovak	INR	1564829	0	1564829	1564829	0	1564829	1564829	0	1564829	0	139891	0	139891
											0.00			
Germany	EUR	11002409	340000	11342409	6629731	536205	7165936	3986171	300739	4286910	2879026	1233494	46467	1279961
											26,613.69			
Denmark	DKK	1148948	0	1148948	1148948	0	1148948	1148948	0	1148948	0	0	0	0

देश/संस्था Country/ Institution	मुद्रा Currency	निष्पन्न करार का मूल्य Value of Agreement Concluded			उपयोग Utilization			मूलधन की कुल पुनः अदायगी Repayment of Principal			31.03.2025 को बकाया ऋण Debt Out- standing as on	ब्याज की अदायगी (प्रतिबद्धता शुल्कों सहित) Payment of Interest (including Commitment Charges)		
		31.03.2024 तक Upto the End of 31/03/2024	2024-2025 के दौरान During 2024-2025	31/03/2025 तक Upto the End of 31/03/2025	31/03/2024 तक Upto the End of 31/03/2024	2024- 2025 के दौरान During 2024- 2025	31/03/2025 तक Upto the End of 31/03/2025	31/03/2024 तक Upto the End of 31/03/2024	2024-2025 के दौरान During 2024-2025	31/03/2025 तक Upto the End of 31/03/2025		31/03/2025 को बकाया लेखा	31/03/2024 तक Upto the End of 31/03/2024	2024-2025 के दौरान During 2024-2025
											0.00			
Denmark	USD	3893	0	3893	3893	0	3893	3893	0	3893	0	-133	0	-133
											0.00			
Spain	USD	46000	0	46000	46000	0	46000	46000	0	46000	0	11324	0	11324
											0.00			
France	CHF	5800	0	5800	5800	0	5800	5800	0	5800	0	0	0	0
											0.00			
France	EUR	3328478	192900	3521378	2392623	220494	2613117	1302940	75967	1378907	1234210	658202	48458	706660
											11,409.03			
Hungary	INR	122647	0	122647	122647	0	122647	122647	0	122647	0	0	0	0
											0.00			
Iraq	USD	182746	0	182746	182746	0	182746	182746	0	182746	0	0	0	0
											0.00			
Iran	USD	505175	0	505175	505175	0	505175	505175	0	505175	0	0	0	0
											0.00			
Iran	XDR	438539	0	438539	438539	0	438539	438539	0	438539	0	0	0	0
											0.00			
Italy	EUR	99551	0	99551	74006	0	74006	73728	0	73728	278	14538	0	14538
											2.57			
Italy	USD	161187	0	161187	161187	0	161187	161187	0	161187	0	31556	0	31556
											0.00			
Japan	JPY	7259903	275997	7535900	5187178	479656	5666833	2050454	117369	2167823	3499010	962665	27384	990050
											199,975.78			
South Korea	KRW	215098000	0	215098000	0	0	0	0	0	0	0	0	0	0
											0.00			
South Korea	USD	100000	0	100000	100000	0	100000	0	0	0	100000	0	997	997
											857.91			
Netherlands	EUR	1022789	0	1022789	1022789	0	1022789	1022789	0	1022789	0	367429	0	367429
											0.00			
Poland	INR	366355	0	366355	366355	0	366355	366355	0	366355	0	0	0	0
											0.00			
Qatar	GBP	7158	0	7158	7158	0	7158	7158	0	7158	0	0	0	0
											0.00			
Romania	INR	53260	0	53260	53260	0	53260	53260	0	53260	0	0	0	0
											0.00			
Russian Federation	INR	31227620	0	31227620	31227620	0	31227620	27523136	275554	27798691	3428930	5795224	0	5795224
											342.89			
Russian Federation	USD	11000000	0	11000000	5613604	534013	6147617	1805886	0	1805886	4341731	1053028	154543	1207571
											37,248.14			
Switzerland	CHF	295801	0	295801	295801	0	295801	295801	0	295801	0	52771	0	52771
											0.00			

देश/संस्था Country/ Institution	मुद्रा Currency	निष्पन्न करार का मूल्य Value of Agreement Concluded			उपयोग Utilization			मूलधन की कुल पुनः अदायगी Repayment of Principal			31.03.2025 को बकाया ऋण Debt Out- standing as on	ब्याज की अदायगी (प्रतिबद्धता शुल्कों सहित) Payment of Interest (including Commitment Charges)		
		31.03.2024 तक Upto the End of 31/03/2024	2024-2025 के दौरान During 2024-2025	31/03/2025 तक Upto the End of 31/03/2025	31/03/2024 तक Upto the End of 31/03/2024	2024- 2025 के दौरान During 2024- 2025	31/03/2025 तक Upto the End of 31/03/2025	31/03/2024 तक Upto the End of 31/03/2024	2024-2025 के दौरान During 2024-2025	31/03/2025 तक Upto the End of 31/03/2025		31/03/2025 को बकाया लेखा	31/03/2024 तक Upto the End of 31/03/2024	2024-2025 के दौरान During 2024-2025
Sweden	CHF	326280	0	326280	326280	0	326280	326280	0	326280	0	29980	0	29980
											0.00			
Sweden	USD	74545	0	74545	74545	0	74545	74545	0	74545	0	7773	0	7773
											0.00			
United Kingdom	GBP	744086	0	744086	744086	0	744086	744086	0	744086	0	0	0	0
											0.00			
United States of America	USD	5079566	0	5079566	5079566	0	5079566	5057987	8676	5066663	12903	1960839	583	1961422
											110.70			
Yugoslavia	INR	267008	0	267008	267008	0	267008	267008	0	267008	0	0	0	0
											0.00			
International Bank for Reconstruction and Development	JPY	45206	195608	240814	0	34369	34369	0	0	0	34369	0	690	690
											1,964.24			
International Bank for Reconstruction and Development	USD	52366475	3295495	55661970	43754928	3352089	47107017	24955741	1191017	26146758	20960260	12622462	1280848	13903310
											179,820.16			
International Development Association	USD	11491032	31500	11522532	11347470	98482	11445952	8122850	273638	8396488	3049464	2181403	182490	2363893
											26,161.66			
International Development Association	XDR	24911958	0	24911958	24911958	0	24911958	14846104	1465689	16311793	8600165	3406722	114083	3520804
											97,568.95			
International Fund for Agricultural Development	USD	304745	100000	404745	71943	31589	103532	4741	4323	9064	94468	3390	2703	6093
											810.45			
International Fund for Agricultural Development	XDR	573793	0	573793	564480	5020	569500	249498	18882	268380	301120	71870	3184	75054
											3,416.21			
New Development Bank	USD	6984621	418800	7403421	3985679	526228	4511907	115028	86544	201572	4310335	484256	279019	763275
											36,978.79			
OPEC Fund for International Development	USD	342016	0	342016	242016	13893	255909	234036	2199	236235	19675	19096	628	19724
											168.79			
Total (Indian Rupees)											874,305.93			

31 मार्च, 2025 की स्थिति के अनुसार विदेशी अनुदान सहायता का सारांश (केवल सरकारी खाते)
SUMMARY OF EXTERNAL GRANT ASSISTANCE DONOR WISE AS ON MARCH 31, 2025
(ON GOVT. ACCOUNT ONLY)

(एल.सी मिलियन में/रुपये करोड़ में)
(L.C. in Millions/Rs. in Crores)

क्र.सं. S.no.	देश/संस्था Country/ Institution	मुद्रा Currency	प्राधिकरण Authorisation			उपयोग Utilisation			31.03.2025 को अनाहरित शेष Undrawn Balance as on 31/03/2025	
			31/03/2025 तक Upto 31/03/2024	2024-25 के दौरान During 2024-2025	31/03/2025 तक Upto 31/03/2025	31/03/2024 तक Upto 31/03/2024	2024-25 के दौरान During 2024-2025	31/03/2025 तक Upto 31/03/2025	(वृण मुद्रा में) (in LC)	(रुपयें में) (in INR)
1	Asian Development Bank	U S Dollars	161.64	0.00	161.64	142.55	1.14	143.69	17.96	153.94
2	Australia	Australian Dollar	166.16	0.00	166.16	166.16	0.00	166.16	0.00	0.00
3	Canada	Canadian Dollar	1,325.17	0.00	1,325.17	1,325.17	0.00	1,325.17	0.00	0.00
4	Denmark	Danish Kroner	2,230.48	0.00	2,230.48	2,230.48	0.00	2,230.48	0.00	0.00
5	European Union	Euros	1,599.58	0.00	1,599.58	1,560.90	0.00	1,560.90	38.69	357.31
6	Ford Foundation	U S Dollars	0.27	0.00	0.27	0.27	0.00	0.27	0.00	0.00
7	France	Euros	16.36	11.85	28.21	4.91	2.57	7.48	20.73	191.46
8	GEF-UNDP	U S Dollars	28.26	0.00	28.26	13.39	0.14	13.54	14.73	126.24
9	Germany	Euros	361.97	0.00	361.97	258.61	8.24	266.85	95.12	878.51
10	Germany	U S Dollars	0.23	0.00	0.23	0.23	0.00	0.23	0.00	0.00
11	Global Fund	U S Dollars	3,105.30	0.00	3,105.30	2,325.68	55.56	2,381.24	724.06	6,207.45
12	I D F (WB)	U S Dollars	5.65	0.00	5.65	5.65	0.00	5.65	0.00	0.00
13	I D F (WB)	Special Drawing Right	11.99	0.00	11.99	11.99	0.00	11.99	0.00	0.00
14	International Bank for Reconstruction and Development	Swiss Francs	16.45	0.00	16.45	16.45	0.00	16.45	0.00	0.00
15	International Bank for Reconstruction and Development	Japanese Yen	1,622.84	0.00	1,622.84	1,622.84	0.00	1,622.84	0.00	0.00
16	International Bank for Reconstruction and Development	U S Dollars	187.95	0.00	187.95	176.16	2.40	178.56	9.39	80.50
17	International Development Association	Swiss Francs	3.76	0.00	3.76	3.76	0.00	3.76	0.00	0.00
18	International Development Association	Japanese Yen	133.17	0.00	133.17	133.17	0.00	133.17	0.00	0.00
19	International Development Association	U S Dollars	52.87	0.00	52.87	52.87	0.00	52.87	0.00	0.01
20	International Fund for Agricultural Development	British Pound Sterling	7.55	0.00	7.55	7.55	0.00	7.55	0.00	0.00
21	International Fund for Agricultural Development	U S Dollars	9.26	0.00	9.26	2.55	2.01	4.56	4.70	40.25
22	International Fund for Agricultural Development	Special Drawing Right	0.54	0.00	0.54	0.54	0.00	0.54	0.00	0.00
23	Japan	Japanese Yen	95,442.33	223.00	95,665.33	90,403.23	178.67	90,581.89	5,083.43	290.29

क्र.सं. S.no.	देश/संस्था Country/ Institution	मुद्रा Currency	प्राधिकरण Authorisation			उपयोग Utilisation			31.03.2025 को अनाहरित शेष Undrawn Balance as on 31/03/2025	
			31/03/2025 तक Upto 31/03/2024	2024-25 के दौरान During 2024-2025	31/03/2025 तक Upto 31/03/2025	31/03/2024 तक Upto 31/03/2024	2024-25 के दौरान During 2024-2025	31/03/2025 तक Upto 31/03/2025	(वृण मुद्रा में) (in LC)	(रुपयें में) (in INR)
24	Kuwait Fund	Indian Rupee	120.30	0.00	120.30	120.30	0.00	120.30	0.00	0.00
25	Netherlands	Euros	197.91	0.00	197.91	197.91	0.00	197.91	0.00	0.00
26	Netherlands	Indian Rupee	14.54	0.00	14.54	14.54	0.00	14.54	0.00	0.00
27	New Development Bank	U S Dollars	0.00	0.25	0.25	0.00	0.00	0.00	0.25	2.16
28	Rep. of Czech & Slovak	Indian Rupee	0.63	0.00	0.63	0.63	0.00	0.63	0.00	0.00
29	Russian Federation	Indian Rupee	96.30	0.00	96.30	96.30	0.00	96.30	0.00	0.00
30	Sweden	Swedish Kroner	5,184.62	0.00	5,184.62	5,184.62	0.00	5,184.62	0.00	0.00
31	Switzerland	Swiss Francs	412.18	0.00	412.18	412.18	0.00	412.18	0.00	0.00
32	Switzerland	Indian Rupee	262.67	0.00	262.67	262.67	0.00	262.67	0.00	0.00
33	U. N. D.P.	Indian Rupee	438.30	0.00	438.30	438.30	0.00	438.30	0.00	0.00
34	U. N. D.P.	U S Dollars	234.34	4.48	238.82	213.40	0.08	213.48	25.34	217.27
35	UN- FAO	U S Dollars	0.09	0.00	0.09	0.08	0.00	0.08	0.01	0.11
36	UNFPA	U S Dollars	136.80	0.00	136.80	97.12	0.00	97.12	39.68	340.14
37	UNICEF	Indian Rupee	25.64	0.00	25.64	25.64	0.00	25.64	0.00	0.00
38	UNICEF	U S Dollars	0.33	0.00	0.33	0.33	0.00	0.33	0.00	0.00
39	United Kingdom	British Pound Sterling	4,243.47	0.00	4,243.47	4,243.47	0.00	4,243.47	0.00	0.00
40	United Nations Dev. Fund for Women	U S Dollars	0.05	0.00	0.05	0.05	0.00	0.05	0.00	0.00
41	United States of America	U S Dollars	1,004.05	0.00	1,004.05	1,004.05	0.00	1,004.05	0.00	0.00
42	Universal Postal Union	U S Dollars	0.32	0.00	0.32	0.32	0.00	0.32	0.00	0.00
43	World Food Programme	Indian Rupee	1.13	0.00	1.13	1.13	0.00	1.13	0.00	0.00
44	World Health Organisation	Indian Rupee	0.15	0.00	0.15	0.15	0.00	0.15	0.00	0.00
Total:									8,885.63	

2025 की स्थिति के अनुसार उपयोग तथा ऋण परिशोधन (गैर-सरकारी ऋण) का सारांश
SUMMARY OF UTILISATION & DEBT SERVICING AS ON MARCH 31, 2025 (NON-GOVT LOANS)

एल.सी.हजारों में, प्रत्येक दूसरी पंक्ति में रुपये करोड़ में
LC in Thousands, Second line below each shows Rupees in Crores

देश/ संस्था Country/ Institution	मुद्रा Currency	निष्पन्न करार का मूल्य Value of Agreement concluded			उपयोग Utilisation			मूलधन की अदायगी Repayment of Principal			31/03/2025 को बकाया लेखा बंदी Closing Debt Outstanding as on 31/03/2025	ब्याज की अदायगी (प्रतिबद्धता प्रभार सहित) Payment of Interest (Including Commitment Charges)		
		31/03/2024 तक upto 31/03/2024	2024-2025 के दौरान During 2024-2025	31/03/2025 तक upto 31/03/2025	31/03/2024 तक upto 31/03/2024	2024-2025 के दौरान During 2024-2025	31/03/2025 तक upto 31/03/2025	31/03/2024 तक upto 31/03/2024	2024-2025 के दौरान During 2024-2025	31/03/2025 तक upto 31/03/2025		31/03/2024 तक upto 31/03/2024	2024-2025 के दौरान During 2024-2025	31/03/2025 तक upto 31/03/2025
Asian Development Bank	JPY	10476629	0	10476629	10476629	0	10476629	10476629	0	10476629	0	1110787	0	1110787
											0			
Asian Development Bank	USD	7602005	670500	8272505	7502625	98500	7601125	4312395	253995	4566390	3034735	1561210	78655	1646598
											26035			
Asian Infrastructure Investment Bank	USD	96765	0	96765	96765	0	96765	41739	12230	53969	42796	7267	1036	8553
											367			
European Investment Bank	EUR	200000	0	200000	21184	0	21184	2648	0	2648	18536	0	0	0
											171			
Canada	CAD	6860	0	6860	6860	0	6860	6860	0	6860	0	0	0	0
											0			
Germany	EUR	2727525	0	2727525	2707524	0	2707524	1953101	306936	2260037	447487	449542	9042	458584
											4137			
France	EUR	408965	0	408965	408965	0	408965	119548	5576	125124	283840	45294	586	45880
											2624			
France	USD	0	100000	100000	0	0	0	0	0	0	0	0	0	0
											0			
Italy	EUR	486	0	486	486	0	486	486	0	486	0	40	0	40
											0			
Japan	JPY	634882426	0	634882426	596433062	31805684	628238746	259934515	14745964	274680479	353558267	53936897	680157	54617054
											20207			
Norway	USD	294	0	294	294	0	294	294	0	294	0	66	0	66
											0			
United States of America	USD	447550	0	447550	447550	0	447550	447550	0	447550	0	0	0	0
											0			

देश/ संस्था Country/ Institution	मुद्रा Currency	निष्पन्न करार का मूल्य Value of Agreement concluded			उपयोग Utilisation			मूलधन की अदायगी Repayment of Principal			31/03/2025 को बकाया लेखा बंदी Closing Debt Outstanding as on 31/03/2025	ब्याज की अदायगी (प्रतिबद्धता प्रभार सहित) Payment of Interest (Including Commitment Charges)		
		31/03/2024 तक upto 31/03/2024	2024-2025 के दौरान During 2024-2025	31/03/2025 तक upto 31/03/2025	31/03/2024 तक upto 31/03/2024	2024-2025 के दौरान During 2024-2025	31/03/2025 तक upto 31/03/2025	31/03/2024 तक upto 31/03/2024	2024-2025 के दौरान During 2024-2025	31/03/2025 तक upto 31/03/2025		31/03/2024 तक upto 31/03/2024	2024-2025 के दौरान During 2024-2025	31/03/2025 तक upto 31/03/2025
International Bank for Reconstruction and Development	EUR	47797	0	47797	47797	0	47797	47797	0	47797	0	5583	0	5583
											0			
International Bank for Reconstruction and Development	USD	11583909	0	11583909	11077500	129324	11206824	7103115	800220	7903334	3303489	2144509	130466	2278790
											28341			
International Fund for Agricultural Development	XDR	16350	0	16350	16350	0	16350	7085	272	7358	8992	1807	34	1841
											102			
Total (Indian Rupees)											81984			

2024-2025 के दौरान अदा किए गए प्रतिवद्धता प्रभार का स्रोत-वार/परियोजना-वार ब्यौरा (सरकारी ऋणों)
SOURCE WISE/PROJECT WISE DETAILS OF COMMITMENT CHARGES PAID DURING 2024-2025
(ON GOVT. A/C)

क्र.संख्या S. No.	देश/संस्था/ ऋण के ब्यौरे Country/Institution/Loan Details	राशि /Amount	
		एलसी LC	भारतीय रुपए INR
Asian Development Bank(LC-USD)			
1	3118-IND - SASEC Road Connectivity Investment Program (Tranche-1)	12	1,037
2	3396-IND - Bihar New Ganga Bridge Project	86	7,248
3	3413-IND - Kolkata Environmental Improvement Investment Program Project-2	19	1,594
4	3430-IND - Visakhapatnam-Chennai Industrial Corridor Development Programme-Project-1	129	11,020
5	3528-IND - Madhya Pradesh Urban Services Improvement Project	70	5,872
6	3539-IND - Odisha Skill Development Project	43	3,582
7	3573-IND - Himachal Pradesh Skills Development Project	29	2,479
8	3619-IND - Karnataka State Highways Improvement III Project	132	11,078
9	3662-IND - Madhya Pradesh Irrigation Efficiency Improvement Project	85	7,141
10	3689-IND - Kolkata Environmental Improvement Investment Program - Tranche-3	20	1,669
11	3690-IND - SASEC Road Connectivity Investment Program- Proj 2	0	-26
12	3696-IND - West Bengal Drinking Water Sector Improvement Project	145	12,274
13	3710-IND - Madhya Pradesh Skills Development Project	54	4,593
14	3718-IND - Tamil Nadu Urban Flagship Investment Program- Project-1	107	9,179
15	3726-IND - Karnataka Integrated Urban Water Management Investment Program-Project-2	21	1,723
16	3738-IND - Bihar State Highway III Project (Additional Financing)	15	1,256
17	3775-IND - Mumbai metro Rail System Project	677	57,747
18	3795-IND - Chhattisgarh Road Connectivity Project	157	13,148
19	3805-IND - Maharashtra Rural Connectivity Improvement Project	42	3,576
20	3815-IND - Rajasthan State Highway InvestmentProgram - Project 2	61	5,163
21	3836-IND - Karnataka Integrated and Sustainable Water Resurces Mgt Inves. Pgm. Prj 2	41	3,467
22	3849-IND - Public-Private Partnership in Madhya Pradesh Road Sector Project	274	22,934
23	3850-IND - Chennai-Kanyakumari Industrial Corridor: Power Sector Investment Project	265	22,190
24	3862-IND - Tamil Nadu Urban Flagship Investment Program - Project 2	130	10,943
25	3911-IND - Maharashtra State Road Improvement Project	16	1,303
26	3917-IND - Maharashtra Rural High Voltage Distribution System Expansion Program	-8	-631
27	3972-IND - Rajasthan Secondary Town Development Sector Project	179	15,199
28	3974-IND - Madhya Pradesh Urban Services Improvement Project-Additional financing	297	25,441
29	3996-IND - Meghalaya Power Distribution Sector Improvement Project	114	9,526
30	4004-IND - West Bangal Public Finance Management Reform Programm	-5	-409
31	4025-IND - Uttar Pradesh Power Distribution Network Rehabilitation Project - Tranche 1	151	12,686
32	4028-IND - Bengaluru Smart Energy Efficient Power Distribuion Project	16	1,343
33	4029-IND - Assa Power Sector Investment Program - Project 3	154	12,884
34	4032-IND - Strengthening Comprehensive Primary Health Care in Urban Areas Program	255	21,420
35	4036-IND - Bengaluru Metro Rail Project	366	30,688
36	4062-IND - Tamil Nadu Industrial Connectivity Project	258	21,574
37	4092-IND - Jharkhand Urban Water Supply Improvement Project	122	10,373
38	4097-IND - Maharashtra Rural Connectivity Improvement Project - Additional Financing	167	14,050
39	4106-IND - Inclusive, Resilient, and Sustainable Housing Unit Pj. for TN	185	15,847
40	4113-IND - Integrated Urban Flood Management for the Chennai-Kosasthalaiyar Basin Proj	144	12,329

क्र.संख्या S. No.	देश/संस्था/ ऋण के ब्यौरे Country/Institution/Loan Details	राशि /Amount	
		एलसी LC	भारतीय रुपए INR
41	4117-IND - Maharashtra Agribusiness Network Project	116	9,922
42	4133-IND - Agartala City Urban Development Project	84	6,994
43	4148-IND - Uttarakhand Integrated and Resilient Urban Development Project	133	11,166
44	4151-IND - Responsive COVID-19 Vaccines for Recovery Project	-135	-11,274
45	4158-IND - Sustainable Urban Development and Service Delivery Program- Subprogram 1	-41	-3,407
46	4166-IND - Assam Skill University Project	155	12,993
47	4196-IND - Himachal Pradesh Rural Drinking Water Improvement and Livelihood Project	114	9,577
48	4242-IND - Connecting economic Cluster for Inclusive Growth in Maharashtra Project	346	28,926
49	4248-IND - Tripura Power Distribution Strengthening and Generation Efficiency Improvement Project	284	23,814
50	4253-IND - Tamil Nadu Urban Flagship Investment Program - Project 3	169	14,201
51	4262-IND - Rajasthan State Highway Investment Program - Project 3	99	8,277
52	4265-IND - Assam South Asia Subregional Economic Corridor Connectivity Improvement Project	433	36,372
53	4273-IND - Chennai Metro Rail Investment Project	293	24,603
54	4291-IND - Himachal Pradesh Subtropical, Horticulture, Irrigation, and Value Addition Project	187	15,878
55	4312-IND - Visakhapatnam-Chennai Industrial Development Program - Tranche 2	215	18,002
56	4322-IND - Enhancing Connectivity and Sustainability in Bihar Roads Project	456	38,250
57	4325-IND - Rajasthan Secondary Towns Development Sector Project - Additional Financing	239	20,302
58	4335-IND - Early Childhood Development in Meghalaya Project	47	4,048
59	4352-IND - Climate Resilient Brahmaputra Integrated Floor and Riverbank Erosion Risk Management Project Assam	280	24,023
60	4357-IND - Ahmedabad Peri Urban Livability Improvement Project	107	8,963
61	4361-IND - Enhancing Connectivity and Resilience of the Madhya Pradesh Road Network Project	182	15,266
62	4375-IND - Tripura Urban & Tourism Development Project	106	8,934
63	4401-IND - Power Sector Reform Program –Sub Program 1	39	3,240
64	4402-IND - Uttarakhand Climate Resilient Power System Development Project	198	16,627
65	4404-IND - Delhi-Meerut Regional Rapid Transit System Investment Project-Tranche 3	39,566	21,550
66	4407-IND - Uttarakhand Integrated and Resilient Urban Development Project - Additional Financing	222	18,654
67	4431-IND - Swachh Bharat Mission 2.0 - Comprehensive Municipal Waste Management in Indian Cities Program	75	6,337
68	4437-IND - Promoting Research and Innovation through GIFTCL at Gujarat International Finance Tec-City Project	26	2,212
69	4447-IND - Sikkim Power Sector Development Project	137	11,939
70	4452-IND - Strengthened and Measurable Actions for Resilient and Transformative Health Systems Prog- Subprog 1	76	6,432
Total			837,330
Asian Infrastructure Investment Bank(LC-USD)			
71	L0020A-IND - Madhya Pradesh Rural Connectivity Project	0	24
72	L0038A-IND - Bangalore Metro Rail Project - Line R6	142	12,061
73	L0054A-IND - West Bengal Major Irrigation and Flood Management Project	85	7,088
74	L0063A-IND - Andhra Pradesh Rural Roads Project	850	71,088
75	L0079A-IND - AP Urban Water Supply Septage Mgt Improvement Pj.	889	75,906
76	L0228A-IND - Mumbai Urban Transport Project 3	902	75,475
77	L0301A-IND - Chennai Metro Rail Phase 2 - Corridor 4 Project	452	38,009
78	L0302A-IND - Assam Intra-State Transmission System Enhancement Project	677	56,637
79	L0315A-IND - Assam Electricity Distribution System Enhancement & Loss Reduction Project	841	70,357
80	L0336A-IND - Chennai Peripheral Ring Road Sections 2&3 Projects	906	75,809
81	L0352A-IND - Delhi-Meerut Regional Rapid Transit System Project	208	17,446
82	L0368A-IND - Chennai Metro Rail Phase 2 - Corridor 5 Project	773	65,762
83	L0370A-IND - haryana Orbital Rail Corridor Part A Project	319	27,148

क्र.संख्या S. No.	देश/संस्था/ ऋण के ब्यौरे Country/Institution/Loan Details	राशि /Amount	
		एलसी LC	भारतीय रुपए INR
84	L0440A-IND - Assam Secondary Road Network Improvement Project	735	61,751
85	L0448A-IND - Punjab Municipal Services Improvement Project	234	19,906
86	L0449A-IND - Second Dam Rehabilitation and Improvement Project	586	49,204
87	L0453A-IND - Kerala Solid Waste Management Project	247	20,878
88	L0454A-IND - West Bengal Electricity Distribution Grid Modernisation Project	216	18,076
89	L0463A-IND - The Resilient Kerala Program	248	21,079
90	L0477A-IND - Chennai City Partnership: Sustainable Urban Services Program	303	25,481
91	L0479A-IND - Gujarat Education Infrastructure and Technology Modernisation Program	274	23,040
Total			832,223
Germany(LC-EUR)			
92	10193868E - Environment Friendly Urban Development Programme in Ganga Basin	231	20,737
93	10547779E - Protection of Vulnerable Catchment Areas in Meghalaya - Climate change adaptation in Himalaya.	64	5,744
94	10547804 - Green Energy Corridor II Projects of Kerala State	107	9,658
95	10547805E - Sustainable Municipal Infrastructure Financing-Tamil Nadu III	78	6,974
96	10548011E - Green Energy Corridors III(GEC III)- Intra State Transmission System Tamil Nadu	116	10,431
97	10549191E - Green Energy Corridors IV- Intra-State Power Transmission Grid Uttar Pradesh	495	44,485
98	10586869E - City Investments to Innovate, Integrate and Sustain (CITIIS)2.0	31	2,773
99	10593371E - Mahagenco 245 MW solar projects, Maharashtra	40	3,635
100	11201027E - Climate Friendly Urban Mobility-Integrated Water Transport Kochi	118	10,526
101	11427020E - Climate- Resilient Reconstruction after Flooding in Kerala, Phas II	104	9,369
102	11689544E - Surat Metro Project	392	35,266
103	11734331E - Green Energy Corridor III (GEC III) and Energy Efficiency in the Indian Electricity Grid	84	7,575
104	11737164E - Energy Efficiency Programme I and II- Lift irrigation Project of Maharashtra	240	21,585
105	11737329E - Rishikesh Integrated Urban Infrastructure Development (Rishikesh IUID)	57	5,098
106	11778295E - Bengaluru suburban Rail Project	57	5,088
107	11778430E - Mumbai Metropolitan Urban Infrastructure Improvement Programme	32	2,843
108	12395568E - Climate change Adaption in the Himalaya, Component I Manipur	23	2,101
109	12529315E - Climate-Resilient Reconstruction after Flooding in Kerala, Phase-I.	117	10,527
110	12537539E - Sustainable Urban Infrastructure Development-chennai storm water management	55	4,947
111	12630484E - Integrated and Green Urban Mobility for the Mumbai Metropolitan Region	44	3,957
112	12787047E - Energy Reform Programme Madhya Pradesh (MPPMCL)	270	24,281
113	12826291E - Himalaya Hydro Power Project	160	14,391
114	12873862E - Bengaluru suburban Rail Project	67	5,991
115	13411991 - Chennai Water Production & Demand Management Program-I	1	121
116	13505647E - Madhya Pradesh Urban Sanitation and Environment Programme (MPUSEP)	60	5,428
117	13740669E - Integrated and Green Urban Mobility for Mumbai Metropolitan Region	500	44,987
118	13741030E - Integrated and Green Urban Mobility for the Mumbai Metropolitan Region	116	10,437
119	13741038E - Integrated and Green Urban Mobility for the Mumbai Metropolitan Region	394	35,450
120	13898656E - Surat Metro Project	352	31,650
121	13898665E - Surat Metro Project	70	6,309
122	13943939E - Sustainable Municipal Infrastructure Financing-Tamil Nadu III	68	6,140
123	13987801E - Bengaluru suburban Rail Project	217	19,482
124	14459725E - Green Energy Corridors - Intra State Transmission System in HP	11	962
125	14973930E - Energy Efficiency Programme I and II- Lift irrigation Project of Maharashtra	20	1,799
126	14974065E - Green Energy Corridors III (GEC III)- Intra State Transmission system Rajasthan	100	8,978
127	15853595E - Climate change adaptation in the Himalaya -component II Tripura	43	3,904
128	15890865E - Integrated and Green Urban Mobility for the Mumbai Metropolitan Region	136	12,236

क्र.संख्या S. No.	देश/संस्था/ ऋण के ब्यौरे Country/Institution/Loan Details	राशि /Amount	
		एलसी LC	भारतीय रुपए INR
129	16079154E - Ahmedabad Metro Phase II	151	13,578
130	16682822E - Green Energy Corridors - Intra State Transmission System in HP	2	221
131	16697445E - Himachal Pradesh Forest Ecosystem Climate Proofing Project	31	2,765
132	16897609E - Climate-friendly Modernisation of Bus Services in Major Cities of Tamil Nad	92	8,242
133	17193173E - Sustainable Municipal Infrastructure Financing-Tamil Nadu III	98	8,772
134	17195447E - Environmentally Friendly Urban Development Programme in Ganga Basin States Phase II (UR)	58	5,177
135	17796502E - Solar PV Power Plant Sakri (Shivajinagar)	58	5,184
136	17908006E - Sustainbale Urban Infrastructure Development Odisha, Phas II	44	3,980
137	18008033E - Climate-friendly Modernisation of Bus Services in Major Cities of TN-IV	298	26,831
138	18027239E - Sustainable Urban Infrastructure development-chennai storm water management	182	16,420
139	18029739E - Andhra Pradesh Climate Resilient Zero budget Natural Farming Project	147	13,254
140	19826865E - Renewable Energy Power Plant (WB)	58	5,265
Total			565,554
<u>Japan(LC-JPY)</u>			
141	IDP-201 - Guwahati Water Supply Project	18,874	10,526
142	IDP-211 - Sikkim Biodiversity Conservation & Forest Management Project	1,092	610
143	IDP-215 - Yamuna Action Plan Project (III)	9,325	5,508
144	IDP-225 - Delhi Water Supply Improvement Project	24,191	13,166
145	IDP-231 - West Bengal Piped Water Supply Project(Purulia)	6,553	3,597
146	IDP-232 - Bihar National Highway Improvement Project(phase 2)	4,145	2,340
Total			35,747
<u>International Bank for Reconstruction and Development(LC-USD)</u>			
147	8090-IN - West Bengal Accelerated Development of Minor irrigation Project	0	-3
148	8601-IN - Karnataka Urban Water Supply Modernization Project	66	5,615
149	8631-IN - North Eastern Region Power System Improvement Project	39	3,261
150	8725-IN - National Hydrology Project	138	11,645
151	8746-IN - Madhya Pradesh Urban Development Project	91	7,796
152	8751-IN - Innovate in India for Inclusiveness Project	94	7,907
153	8752-IN - Capacity Augmentation of the National Waterway-1 (Jal Marg Vikas) Project	306	25,847
154	8757-IN - Jharkhand Opportunities for Harnessing Rural Growth Project	10	863
155	8765-IN - Assam State Public Finance Institutional Reforms(ASPIRe) Project	1	91
156	8769-IN - Skill india Mission Operation (SIMO)	9	747
157	8776-IN - National Agricultural Higher Education Project (NAHEP)	6	460
158	8780-IN - Assam Agribusiness and Rural Transformation Project	127	10,784
159	8782-IN - Odisha Higher Education Program for Excellence and Equity	0	25
160	8795-IN - Tamil Nadu Rural Transformation Project	35	2,993
161	8797-IN - Tamil Nadu Irrigated Agriculture Modernization Project	259	21,758
162	8805-IN - Uttarakhand Water Supply Program for Peri-Urban Areas	101	8,495
163	8811-IN - Uttar Pradesh Pro-Poor Tourism Development Project	21	1,754
164	8828-IN - Meghalaya Community-Led Landscapes Management Project	10	826
165	8829-IN - Maharashtra Project on Climate Resilient Agriculture	37	3,123
166	8833-IN - Madhya Pradesh Rural Connectivity Project	1	48
167	8854-IN - National Rural Economic Transformation Project - Add. Fin. for NRLP	61	5,113
168	8855-IN - Strengthening Public Financial Management in Rajasthan	4	365
169	8874-IN - Atal BHujal Yojana (ABHY)- National Groundwater Mgnt Improvement Proj.	329	27,699
170	8877-IN - Uttarakhand Workforce Development Project	12	1,036
171	8908-IN - Jharkhan Power System Improvement Project	324	27,297

क्र.संख्या S. No.	देश/संस्था/ ऋण के ब्यौरे Country/Institution/Loan Details	राशि /Amount	
		एलसी LC	भारतीय रुपए INR
172	8910-IN - AP Integrated Irrigation and Agriculture Transformation Project	193	16,174
173	8911-IN - Jharkhand Municipal Development Project	107	8,980
174	8921-IN - Additional Financing for the Uttarakhand Disaster Recovery Project	4	326
175	8923-IN - Chhattisgarh Public Financial Management and Accountability Pgm.	31	2,634
176	8926-IN - Program Towards Elimination of Tuberculosis	195	16,413
177	8928-IN - Uttarakhand Public Financial Management Strengthening Project	23	1,917
178	8934-IN - Tamil Nadu Health System Reform Program	181	15,225
179	8939-IN - Rajasthan State Highways Development Program II Project	213	17,825
180	8940-IN - Uttar Pradesh Core Road Network Development Project	74	5,912
181	8945-IN - Andhra Pradesh Health Systems Strengthening Project	139	11,669
182	9011-IN - Odisha Integrated Project for Climate Resilient Agriculture	231	19,769
183	9025-IN - West Bengal Major Irrigation and Flood Management Project	77	6,453
184	9026-IN - Assam Inland Water Transport Project	116	9,715
185	9031-IN - State of Maharashtra's Agribusiness and Rural Transformation Project	442	37,171
186	9041-IN - Source Sustainability and Climate Resilient Rain-fed Agriculture in HP	106	9,031
187	9062-IN - Green National Highways Corridor Project	786	67,265
188	9066-IN - Himachal Pradesh State Roads Transformation Project	126	10,611
189	9094-IN - Tamil Nadu Housing and Habitat Development Project	86	7,155
190	9101-IN - Strengthening Teaching-Learning And Results for States	587	50,207
191	9136-IN - Second National Ganga River Basin Project	584	49,186
192	9169-IN - Meghalaya Integrated Transport Project	117	9,822
193	9176-IN - West Bengal Inland Water Transport, Logistics and Spatial Development Proj.	210	17,670
194	9181-IN - Second Dam Rehabilitation and Improvement Project	429	36,013
195	9185-IN - Nagaland: Enhancing Classroom Teaching and Resources	133	11,183
196	9190-IN - Chhattisgarh Inclusive Rural and Accelerated Agriculture Growth Project	248	20,800
197	9208-IN - Kerala Solid Waste Management Project	247	20,864
198	9219-IN - Gujarat Outcomes for Accelerated Learning (GOAL) Program	707	59,483
199	9226-IN - Punjab Municipal Services Improvement Project	233	19,826
200	9227-IN - Mizoram Health Systems Strengthening Project	49	4,222
201	9241-IN - Raising and Accelerating MSME Performance Program	851	71,531
202	9247-IN - Chennai City Partnership: Sustainable Urban Services Program	301	25,344
203	9248-IN - The Resilient Kerala Program	231	19,621
204	9259-IN - Supporting Andhra's Learning Transformation Operation	415	34,906
205	9291-IN - Meghalaya Health Systems Strengthening Project	74	6,174
206	9295-IN - Shimla-Himachal Pradesh Water Supply and Sewerage Services Improvement Prog	303	25,425
207	9301-IN - West Bengal Electricity Distribution Grid Modernisation Project	193	16,393
208	9314-IN - Rejuvenating Watersheds for Agricultural Resilience through Innovative Deve	207	17,409
209	9324-IN - Karnataka Urban Water Supply Modernization Project	27,433	16,146
210	9329-IN - WB Building State Capability for Inclusive Social Protection Operation	247	21,011
211	9365-IN - Public Service Capability Enhancement Project	114	9,527
212	9407-IN - Transforming India's Public Health Systems for Pandemic Preparedness Program	1,110	93,430
213	9409-IN - Rights : Inclusion, Accessibility and Opportunities for Persons with Disabilities in Tamil Nadu Pj	392	33,456
214	9418-IN - India's Enhanced Health Service Delivery Program	1,112	93,546
215	9419-IN - Fisheries Sector Prosperity Project	93	7,894
216	9422-IN - Additional Financing for Gujarat Outcomes for Accelerated Learning (GOAL)	550	46,295
217	9438-IN - Punjab: Building Fiscal and Institutional Resilience	351	29,548
218	9440-IN - Systems Reform Endeavours for Transformed Health Achievement in Gujarat Pg.	745	63,551

क्र.संख्या S. No.	देश/संस्था/ ऋण के ब्यौरे Country/Institution/Loan Details	राशि /Amount	
		एलसी LC	भारतीय रुपए INR
219	9449-IN - Gujarat Resilient Cities Partnership: Ahmedabad City Resilience Project	483	41,350
220	9484-IN - Odisha State Capability and Resilient Growth Program	234	20,011
221	9487-IN - Assam Integrated River Basin Management Project-Phase 1	234	19,853
222	9496-IN - Karnataka Sustainable Rural Water Supply Program	750	64,154
223	9543-IN - West Bengal Accelerated Development of Minor Irrigation Project-Phase II	391	32,915
224	9553-IN - Additional Financing for Resilient Kerala Program	372	31,614
225	9561-IN - Chhattisgarh: Accelerated Learning for A Knowledge-Economy Operation	737	62,197
226	9566-IN - Himachal Pradesh Power Sector Development Program	430	36,232
227	9568-IN - Tripura Rural Economic Growth and Service Delivery Project	158	13,269
228	9570-IN - Assam State Secondary Healthcare Initiative for Service Delivery Transformation (ASSIST) Project	669	56,275
229	9625-IN - Tamil Nadu Climate Resilient Urban Development Operation	60,062	33,025
230	9629-IN - Sikkim: Integrated Service Provision and Innovation for Reviving Economies Operation	210	18,032
231	9632-IN - Assam Resilient Rural Bridges Operation	278	24,119
232	9650-IN - Uttarakhand Climate Responsive Rainfed Farming Project	91	7,940
Total			1,831,257
<u>New Development Bank(LC-USD)</u>			
233	00102-IN - Gujarat Rural Road Program	159	13,818
234	17IN01 - Rajasthan Water Sector Restructuring Project for the Desert Areas	14	1,202
235	18IN02 - Madhya Pradesh Major District Roads II Project	64	5,575
236	18IN04 - Mumbai Metro Rail Project	400	34,943
237	19IN01 - Assam Bridge Project	208	17,369
238	19IN02 - Andhra Pradesh Roads and Bridges Reconstruction Project	781	67,750
239	19IN03 - AP Mandal Connectivity and Rural Connectivity Improvement Project	781	67,750
240	19IN05 - Manipur Water Supply Project	315	26,287
241	20IN04 - Delhi-Ghaziabad-Meerut Regional Rapid Transit System Project	206	17,651
242	21IN02 - Himachal Pradesh Rural Water Supply Project	64	5,548
243	22IN01 - Meghalaya Ecotourism Infrastructure Development Project	4	360
244	22IN02 - Lamphelpat Waterbody Rejuvenation Project	17	1,481
245	22IN03 - Chennai Metro Rail Phase 2 - Corridor 4 Project	75	6,330
Total			266,065
<u>OPEC Fund for International Development(LC-USD)</u>			
246	14967-P - Chennai Peripheral Ring Road Project (Sections II & III)	336	28,246
Total			28,246
Total Grand			4,396,422

योजना अवधि-वार सहायता प्राप्तियां, वापसी अदायगी तथा ब्याज अदायगी
PLAN PERIOD- WISE AID RECEIPTS, REPAYMENT AND INTEREST PAYMENT

(रुपए करोड़ में)
(Rs. in Crores)

क्र. संख्या S. No.	योजना अवधि/ श्रेणी Plan Period/Category	निष्पन्न करार का मूल्य Value of Agreement Concluded	प्राप्तियां Receipts	मूल धन की अदायगी Repayment of Principal	ब्याज Interest
1	First Five Year Plan	1951-1956			
	Government Grant	137.96	70.18	0.00	0.00
	Government Loan	243.79	121.57	10.50	13.30
	Non-Government Loan	0.00	0.00	0.00	0.00
	Total	381.75	191.75	10.50	13.30
2	Second Five Year Plan	1956-1961			
	Government Grant	121.46	160.64	0.00	0.00
	Government Loan	2,409.68	1,186.32	55.20	64.00
	Non-Government Loan	0.00	83.24	0.00	0.00
	Total	2,531.14	1,430.20	55.20	64.00
3	Third Five Year Plan	1961-1966			
	Government Grant	132.58	107.15	0.00	0.00
	Government Loan	2,666.13	2,772.60	305.60	294.54
	Non-Government Loan	0.00	0.00	0.00	0.00
	Total	2,798.71	2,879.75	305.60	294.54
4	Yearly Plan	1966-1967			
	Government Grant	79.70	97.10	0.00	0.00
	Government Loan	1,426.80	1,034.30	159.70	118.58
	Non-Government Loan	0.00	0.00	0.00	0.00
	Total	1,506.50	1,131.40	159.70	118.58
5	Yearly Plan	1967-1968			
	Government Grant	16.80	60.70	0.00	0.00
	Government Loan	702.00	1,073.03	177.37	153.47
	Non-Government Loan	0.00	61.87	33.33	0.00
	Total	718.80	1,195.60	210.70	153.47
6	Yearly Plan	1968-1969			
	Government Grant	68.40	65.20	0.00	0.00
	Government Loan	878.40	728.64	167.67	127.65
	Non-Government Loan	0.00	108.76	68.53	0.00
	Total	946.80	902.60	236.20	127.65
7	Fourth Five Year Plan	1969-1974			
	Government Grant	196.20	152.80	0.00	0.00
	Government Loan	3,976.00	3,139.94	1,006.66	880.48
	Non-Government Loan	0.00	890.96	577.54	0.00
	Total	4,172.20	4,183.70	1,584.20	880.48
8	Fifth Five Year Plan	1974-1978			
	Government Grant	1,354.20	883.75	0.00	0.00
	Government Loan	6,153.90	4,615.03	1,431.59	776.58
	Non-Government Loan	0.00	226.25	221.60	90.24
	Total	7,508.10	5,725.03	1,653.19	866.82
9	Yearly Plan	1978-1979			
	Government Grant	441.10	273.36	0.00	0.00

क्र. संख्या S. No.	योजना अवधि/ श्रेणी Plan Period/Category	निष्पन्न करार का मूल्य Value of Agreement Concluded	प्राप्तियां Receipts	मूल धन की अदायगी Repayment of Principal	ब्याज Interest
	Government Loan	1,894.60	822.76	469.70	245.65
	Non-Government Loan	0.00	81.35	54.97	25.67
	Total	2,335.70	1,177.47	524.67	271.32
10	Yearly Plan	1979-1980			
	Government Grant	564.40	304.53	0.00	0.00
	Government Loan	1,295.10	973.06	453.15	267.98
	Non-Government Loan	0.00	75.60	50.69	28.93
	Total	1,859.50	1,353.19	503.84	296.91
11	Sixth Five Year Plan	1980-1985			
	Government Grant	1,564.10	1,780.14	0.00	0.00
	Government Loan	15,197.20	8,713.43	2,592.27	1,686.97
	Non-Government Loan	0.00	409.12	313.58	206.28
	Total	16,761.30	10,902.69	2,905.85	1,893.25
12	Seventh Five Year Plan	1985-1990			
	Government Grant	2,739.50	2,572.74	0.00	0.00
	Government Loan	41,325.20	18,998.88	6,409.98	5,158.98
	Non-Government Loan	0.00	1,123.49	754.87	327.85
	Total	44,064.70	22,695.11	7,164.85	5,486.83
13	Yearly Plan	1990-1991			
	Government Grant	522.08	534.25	0.00	0.00
	Government Loan	6,795.28	5,638.58	2,233.59	1,863.36
	Non-Government Loan	806.02	531.46	94.95	90.24
	Total	8,123.38	6,704.29	2,328.54	1,953.60
14	Yearly Plan	1991-1992			
	Government Grant	1,119.08	918.98	0.00	0.00
	Government Loan	9,785.01	9,116.25	3,495.30	2,762.52
	Non-Government Loan	2,657.25	1,579.56	155.15	243.36
	Total	13,561.34	11,614.79	3,650.45	3,005.88
15	Eigth Five Year Plan	1992-1997			
	Government Grant	8,821.56	4,830.44	0.00	0.00
	Government Loan	49,157.59	43,451.57	28,097.08	20,000.13
	Non-Government Loan	13,016.97	8,421.44	2,530.64	2,748.27
	Total	70,996.12	56,703.45	30,627.72	22,748.40
16	Ninth Five Year Plan	1997-2002			
	Government Grant	9,071.28	5,280.29	0.00	0.00
	Government Loan	65,011.71	51,919.93	42,588.30	21,675.33
	Non-Government Loan	14,854.67	14,192.14	5,895.03	4,476.53
	Total	88,937.66	71,392.36	48,483.33	26,151.86
17	Tenth Five Year Plan	2002-2007			
	Government Grant	16,616.09	11,858.42	0.00	0.00
	Government Loan	114,963.16	81,769.29	83,094.57	23,060.33
	Non-Government Loan	11,289.97	11,238.27	13,848.58	4,412.60
	Total	142,869.21	104,865.98	96,943.15	27,472.93
18	Eleventh Five Year Plan	2007-2012			
	Government Grant	9,410.98	14,003.98	0.00	0.00
	Government Loan	159,337.17	110,486.86	54,000.02	17,885.00
	Non-Government Loan	45,112.20	23,341.82	6,687.45	2,713.65
	Total	213,860.35	147,832.66	60,687.47	20,598.65
19	Twelfth Five Year Plan	2012-2017			

क्र. संख्या S. No.	योजना अवधि/ श्रेणी Plan Period/Category	निष्पन्न करार का मूल्य Value of Agreement Concluded	प्राप्तियां Receipts	मूल धन की अदायगी Repayment of Principal	ब्याज Interest
	Government Grant	7,027.24	11,988.68	0.00	0.00
	Government Loan	272,466.38	167,879.35	120,440.60	24,753.18
	Non-Government Loan	35,062.28	37,501.58	21,680.54	3,309.16
	Total	314,555.90	217,369.61	142,121.15	28,062.34
20	For Financial Year	2017-2018			
	Government Grant	254.19	1,422.37	0.00	0.00
	Government Loan	53,544.62	45,514.78	26,685.27	5,950.76
	Non-Government Loan	1,426.38	4,232.17	4,167.45	842.08
	Total	55,225.19	51,169.33	30,852.72	6,792.84
21	For Financial Year	2018-2019			
	Government Grant	541.02	835.16	0.00	0.00
	Government Loan	93,480.83	47,669.05	30,738.77	8,149.58
	Non-Government Loan	3,628.04	12,759.70	4,858.86	1,164.72
	Total	97,649.89	61,263.91	35,597.63	9,314.30
22	For Financial Year	2019-2020			
	Government Grant	69.26	385.92	0.00	0.00
	Government Loan	68,182.82	60,258.35	33,890.91	9,413.66
	Non-Government Loan	6,129.88	7,249.01	6,120.95	1,204.66
	Total	74,381.95	67,893.28	40,011.86	10,618.32
23	For Financial Year	2020-2021			
	Government Grant	129.27	637.74	0.00	0.00
	Government Loan	151,693.06	117,810.41	34,746.75	8,437.25
	Non-Government Loan	0.00	8,061.74	7,007.59	1,446.70
	Total	151,822.33	126,509.89	41,754.34	9,883.95
24	For Financial Year	2021-2022			
	Government Grant	2,966.68	1,086.51	0.00	0.00
	Government Loan	101,039.22	76,610.23	35,782.23	6,819.65
	Non-Government Loan	0.00	6,846.21	6,305.60	955.77
	Total	104,005.89	84,542.96	42,087.83	7,775.42
25	For Financial Year	2022-2023			
	Government Grant	717.91	999.73	0.00	0.00
	Government Loan	105,804.54	88,430.59	39,928.70	12,667.37
	Non-Government Loan	5,835.36	5,601.66	8,369.58	1,189.62
	Total	112,357.81	95,031.98	48,298.29	13,856.99
26	For Financial Year	2023-2024			
	Government Grant	3,469.76	1,047.62	0.00	0.00
	Government Loan	136,392.98	108,744.29	47,317.13	29,616.74
	Non-Government Loan	1,241.06	4,887.62	6,753.77	1,637.24
	Total	141,103.80	114,679.53	54,070.89	31,253.98
27	For Financial Year	2024-2025			
	Government Grant	159.92	650.65	0.00	0.00
	Government Loan	97,419.09	108,803.26	55,444.16	34,155.90
	Non-Government Loan	6,516.84	9,292.28	12,577.35	1,897.18
	Total	104,095.85	118,746.19	68,021.52	36,053.08
	Grand Total Grants	68,312.72	63,009.04	0.00	0.00
	Grand Total Loans	1,710,819.17	1,327,079.66	760,851.38	266,009.69
	Grand Total	1,779,131.89	1,390,088.70	760,851.38	266,009.69

(i) In Grand Total, loans includes both Govt. & Non-Govt. Account.

(ii) Exchange Rates adopted:

- (a) Authorisation - Average Exchange Rates of respective years.
(b) Receipts & Debt Service Payments - Current Exchange Rates of the time of transaction.
(c) Figure under Interest inclusive of Commitment Charges.

2021-2022 से 2024- 2025 तक के सरकारी/गैर-सरकारी ऋणों तथा अनुदानों के सवितरण प्रतिशतांक का दाता-वार ब्योरा
DONOR-WISE DISBURSEMENT PERCENTAGE OF GOVT/NON-GOVT LOANS & GRANTS FROM 2021-2022 TO 2024- 2025

(अमेरिकी डालर, मिलियन में
(US\$ in Millions)

क्र.संख्या Sno	दाता/ देश/ संस्था Donor/ Country/ Institution	वित्तीय वर्ष /Financial Year 2021-2022			वित्तीय वर्ष /Financial Year 2022-2023			वित्तीय वर्ष /Financial Year 2023-2024			वित्तीय वर्ष/Financial Year 2024- 2025		
		01/04/2021 को अनाहरित शेष UnDisb. Balnace 01/04/ 2021	2021-2022 के दौरान सवितरण Disb.During 2021-2022	सवितरण नुपात Disb Ratio	01/04/ 2022 को अनाहरित शेष UnDisb. Balnace 01/04/ 2022	2022-2023 के दौरान सवितरण Disb. During 2022-2023	सवितरण अनुपात Disb Ratio	01/04/2023 को अनाहरित शेष UnDisb. Balnace 01/04/ 2023	2023-2024 के दौरान सवितरण Disb. During 2023-2024	सवितरण अनुपात Disb Ratio	01/04/2024 को अनाहरित शेष UnDisb. Balnace 01/04/2024	2024-25 के दौरान सवितरण Disb. During 2024- 2025	सवितरण अनुपात Disb Ratio

Government Grant

1	Asian Development Bank	20.53	4.64	22.61	24.77	4.05	16.36	21.35	2.25	10.55	19.10	1.14	5.97
2	European Union	45.42	0.00	0.00	42.51	0.00	0.00	41.84	0.00	0.00	41.94	0.00	0.00
3	Ford Foundation	0.00	0.00	0.00	0.00	0.00	0.00	0.00	0.00	0.00	0.00	0.00	0.00
4	GEF-UNDP	17.44	1.04	5.97	18.37	0.77	4.20	17.60	1.03	5.85	14.87	0.14	0.97
5	Global Fund	687.77	123.87	18.01	592.56	112.12	18.92	885.98	106.36	12.00	779.62	55.56	7.13
6	Germany	56.02	2.58	4.61	114.82	1.45	1.26	123.07	5.26	4.27	112.05	8.83	7.88
7	France	5.84	1.95	33.36	16.13	1.81	11.23	13.99	0.18	1.27	25.26	2.75	10.90
8	Japan	56.03	4.00	7.14	46.11	1.77	3.83	41.75	0.00	0.00	34.76	1.17	3.37
9	United Kingdom	0.00	0.00	0.00	0.00	0.00	0.00	0.00	0.00	0.00	0.00	0.00	0.00
10	International Bank for Reconstruction and Development	41.59	15.78	37.94	25.81	3.24	12.54	22.58	10.79	47.77	11.79	2.40	20.37
11	International Development Association	0.00	0.00	0.00	0.00	0.00	0.00	0.00	0.00	0.00	0.00	0.00	0.00
12	International Fund for Agricultural Development	1.54	0.00	0.00	6.79	0.02	0.35	6.77	0.06	0.94	6.70	1.99	29.64
13	New Development Bank	0.00	0.00	0.00	0.00	0.00	0.00	0.00	0.00	0.00	0.25	0.00	0.00
14	U. N. D.P.	70.48	0.00	0.00	70.48	0.00	0.00	70.71	0.00	0.00	25.42	0.08	0.31
15	UN- FAO	0.01	0.00	0.00	0.01	0.00	0.00	0.01	0.00	0.00	0.01	0.00	0.00
16	UNFPA	39.67	0.00	0.00	39.67	0.00	0.00	39.67	0.00	0.00	39.67	0.00	0.00
	Total	1,042.35	153.86	14.76	998.05	125.23	12.55	1,285.33	125.92	9.80	1,111.45	74.07	6.66

Government Loan

17	Asian Development Bank	11,182.83	2,606.94	23.31	10,155.10	2,717.45	26.76	10,379.91	3,075.94	29.63	10,397.00	2,993.65	28.79
18	Asian Infrastructure Investment Bank	5,131.64	1,048.67	20.44	4,847.96	859.95	17.74	4,931.26	832.64	16.88	4,183.62	673.14	16.09
19	European Investment Bank	1,873.57	151.66	8.09	1,939.75	312.66	16.12	1,584.76	217.02	13.69	2,065.57	418.58	20.26
20	Germany	2,994.77	157.57	5.26	4,179.01	150.30	3.60	5,175.31	379.97	7.34	5,109.01	575.00	11.25
21	France	762.13	60.66	7.96	1,248.19	135.69	10.87	1,245.74	113.95	9.15	1,223.68	236.45	19.32
22	Italy	29.99	0.00	0.00	28.07	0.00	0.00	27.63	0.00	0.00	27.69	0.00	0.00
23	Japan	18,809.08	2,496.95	13.28	18,549.85	2,854.53	15.39	20,345.18	3,885.41	19.10	15,516.42	3,148.75	20.29
24	South Korea	0.00	0.00	0.00	0.00	0.00	0.00	259.67	100.00	38.51	156.69	0.00	0.00
25	Russian Federation	8,611.67	538.44	6.25	6,713.23	626.60	9.33	6,086.62	700.23	11.50	5,386.40	534.01	9.91

क्र.संख्या Sno	दाता/ देश/ संस्था Donor/ Country/ Institution	वित्तीय वर्ष /Financial Year 2021-2022			वित्तीय वर्ष /Financial Year 2022-2023			वित्तीय वर्ष /Financial Year 2023-2024			वित्तीय वर्ष/Financial Year 2024- 2025		
		01/04/2021 को अनाहरित शेष UnDisb. Balnace 01/04/ 2021	2021-2022 के दौरान संवितरण Disb.During 2021-2022	संवितरण नुपात Disb Ratio	01/04/ 2022 को अनाहरित शेष UnDisb. Balnace 01/04/ 2022	2022-2023 के दौरान संवितरण Disb. During 2022-2023	संवितरण अनुपात Disb Ratio	01/04/2023 को अनाहरित शेष UnDisb. Balnace 01/04/ 2023	2023-2024 के दौरान संवितरण Disb. During 2023-2024	संवितरण अनुपात Disb Ratio	01/04/2024 को अनाहरित शेष UnDisb. Balnace 01/04/2024	2024-25 के दौरान संवितरण Disb. During 2024- 2025	संवितरण अनुपात Disb Ratio
26	United States of America	0.00	0.00	0.00	0.00	0.00	0.00	0.00	0.00	0.00	0.00	0.00	0.00
27	International Bank for Reconstruction and Development	10,914.70	2,293.81	21.02	11,795.64	2,540.25	21.54	12,707.77	3,322.88	26.15	13,497.94	3,577.71	26.51
28	International Development Association	1,229.65	566.02	46.03	685.28	351.16	51.24	333.23	169.97	51.01	175.06	98.04	56.00
29	International Fund for Agricultural Development	318.99	31.18	9.77	344.38	20.05	5.82	289.05	43.56	15.07	345.14	38.18	11.06
30	New Development Bank	2,575.43	347.93	13.51	2,410.35	401.57	16.66	3,314.82	315.88	9.53	3,417.74	526.23	15.40
31	OPEC Fund for International Development	0.00	0.00	0.00	0.00	0.00	0.00	100.00	0.00	0.00	100.00	13.89	13.89
Total		64,434.45	10,299.83	15.98	62,896.80	10,970.21	17.44	66,780.95	13,157.45	19.70	61,601.98	12,833.63	20.83
Non-Government Loan													
32	Asian Development Bank	305.29	76.34	25.00	163.48	29.68	18.16	133.80	34.42	25.72	769.88	98.50	12.79
33	Asian Infrastructure Investment Bank	3.37	1.47	43.58	0.00	0.00	0.00	0.00	0.00	0.00	0.00	0.00	0.00
34	European Investment Bank	234.80	24.62	10.48	196.48	0.00	0.00	193.39	0.00	0.00	193.85	0.00	0.00
35	Germany	269.30	0.00	0.00	252.04	19.15	7.60	21.63	0.00	0.00	21.68	0.00	0.00
36	France	22.70	0.00	0.00	131.12	0.00	0.00	129.06	108.51	84.08	100.00	0.00	0.00
37	Japan	1,361.12	427.80	31.43	1,068.57	547.49	51.24	444.31	136.04	30.62	254.01	208.79	82.20
38	International Bank for Reconstruction and Development	1,114.98	387.18	34.73	830.91	104.71	12.60	813.81	307.40	37.77	506.41	129.32	25.54
Total		3,311.55	917.40	27.70	2,642.62	701.04	26.53	1,736.00	586.37	33.78	1,845.84	436.62	23.65

अमेरिकी डालर में विदेशी ऋणों के मुकाबले बकाया वर्गीकृत ऋण
CLASSIFIED DEBT OUTSTANDING AGAINST FOREIGN LOANS IN US \$

(अमेरिकी डालर, मिलियन में)
(US Dollars in Millions)

Source/स्रोत	2021-2022	2022-2023	2023-2024	2024-2025
I. MULTILATERAL/बहुपक्षिक	68574	71005	73980	76087
(A) Government Borrowing/सरकारी आदाता :	60596	63451	66682	69675
1) Concessional/रिययात	21939	20221	18265	14941
(a) IDA/आई.डी.ए.	20684	18694	16550	14422
(b) Other/अन्य	1255	1527	1715	519
(2) Non-Concessional/अरिययात	38656	43230	48417	54733
(a) IBRD/आई.बी.आर.डी.	14944	16506	18799	21189
(b) Other/अन्य	23713	26723	29618	33544
(B) Non-Government Borrowing/गैर-सरकारी आदाता :	7978	7554	7298	6413
1) Concessional/रिययात	0	0	0	0
(2) Non-Concessional/अरिययात	7978	7554	7298	6413
(a) Public Sector/लोक क्षेत्र	5354	5061	4933	4657
(a) IBRD/आई.बी.आर.डी.	3051	2929	2972	2902
(b) Other/अन्य	2302	2132	1961	1756
(b) Financial Institutions/आर्थिक संस्था	2024	1893	1765	1382
(a) IBRD/आई.बी.आर.डी.	521	458	402	119
(b) Other/अन्य	1504	1435	1362	1263
(c) Private Sector/निजी क्षेत्र	600	600	600	373
(a) IBRD/आई.बी.आर.डी.	600	600	600	283
(b) Other/अन्य	0	0	0	90
II. BILATERAL/द्विपक्षिक	29564	31357	32058	35340
(A) Government Borrowing/सरकारी आदाता :	26051	27681	28703	32197
1) Concessional/रिययात	26051	27681	28703	32197
(2) Non-Concessional/अरिययात	0	0	0	0
(B) Non-Government Borrowing/गैर-सरकारी आदाता :	3513	3675	3355	3143
1) Concessional/रिययात	3513	3675	3355	3143
(a) Public Sector/लोक क्षेत्र	2784	2999	2679	2594
(b) Financial Institutions/आर्थिक संस्था	729	677	568	442
(c) Private Sector/निजी क्षेत्र	0	0	108	108
(2) Non-Concessional/अरिययात	0	0	0	0
(a) Public Sector/लोक क्षेत्र	0	0	0	0
(b) Financial Institutions/आर्थिक संस्था	0	0	0	0
(c) Private Sector/निजी क्षेत्र	0	0	0	0
III. IMF/आई.एम.फ.	0	0	0	0
IV. EXPORT CREDIT/निर्यात जमा	0	0	0	0
(a) Buyer's Credit/खरीदार का जमा	0	0	0	0
(b) Supplier's Credit/पूर्तिकार का जमा	0	0	0	0
(c) Export credit component of bilateral credit द्विपक्षिक उधार का निर्यात उधार सामग्री	0	0	0	0
(d) Export credit for defence purposes रक्षा उद्देश्य का निर्यात उधार	0	0	0	0
V. RUPEE DEBT/रुपए खाते	56	48	44	40
(a) Defence/रक्षा	0	0	0	0
(b) Civilian/नागरिक	56	48	44	40
VI. TOTAL LONG-TERM DEBT जोड़ दीर्घवधिक ऋण (I TO V)	98194	102410	106083	111467

2020- 2021 से 2024-2025 तक अनाहरित शेष का स्रोत-वार ब्योरा (ऋण)
SOURCE WISE DETAILS OF GOVERNMENT AND GOVERNMENT GUARANTEE OF
UNDRAWN BALANCE FROM 2020- 2021 To 2024-2025(Loans)

(रुपये करोड़ में)
(Rs. in Crores)

क्र. संख्या S.No	देश/संस्था Country/ Institution	2020- 2021	2021- 2022	2022- 2023	2023- 2024	2024-2025
Government Loans						
1	Asian Development Bank	51,494.98	65,127.92	61,120.20	60,531.46	63,523.48
2	Asian Infrastructure Investment Bank	17,466.30	31,007.38	32,772.21	34,152.13	30,095.72
3	European Investment Bank	10,196.37	12,227.67	13,023.06	11,430.24	13,992.24
4	Germany	17,894.24	20,154.38	32,519.43	40,064.17	38,573.07
5	France	5,535.03	4,981.37	8,938.60	9,456.62	8,388.52
6	Italy	217.81	213.16	227.03	230.76	235.93
7	Japan	116,673.52	109,583.58	119,826.66	115,505.79	106,732.10
8	South Korea	0.00	0.00	1,312.10	1,305.64	0.00
9	Russian Federation	62,542.91	61,310.58	50,017.93	44,882.63	41,599.96
10	International Bank for Reconstruction and Development	62,259.20	65,469.74	76,057.79	77,805.66	85,131.43
11	International Development Association	8,707.04	5,029.95	2,735.10	1,361.36	656.53
12	International Fund for Agricultural Development	1,830.10	2,167.49	2,655.29	2,042.66	2,631.04
13	New Development Bank	18,284.99	16,916.32	16,507.52	24,988.95	24,789.24
14	OPEC Fund for International Development	0.00	0.00	0.00	833.26	738.20
Government Total		373,102.49	394,189.54	417,712.92	424,591.33	417,087.46
Non-Government Loans						
15	Asian Development Bank	2,874.46	1,738.74	1,099.52	828.09	5,755.81
16	Asian Infrastructure Investment Bank	24.45	14.43	0.00	0.00	0.00
17	European Investment Bank	1,705.29	1,492.15	1,589.21	1,615.31	1,651.51
18	Germany	1,955.80	1,914.09	1,875.28	180.68	184.73
19	France	164.85	161.34	1,060.57	174.65	857.31
20	Japan	10,916.29	6,223.33	3,651.20	2,116.55	379.38
21	International Bank for Reconstruction and Development	8,143.84	5,527.13	5,967.68	4,219.70	3,232.79
Non-Government Total		25,784.98	17,071.21	15,243.46	9,134.98	12,061.53
Grand Total		398,887.47	411,260.75	432,956.38	433,726.31	429,148.99

2020- 2021 से 2024-2025 तक अनाहरित शेष का स्रोत-वार ब्योरा (अनुदान)
SOURCE WISE DETAILS OF GOVERNMENT AND GOVERNMENT GUARANTEE OF
UNDRAWN BALANCE FROM 2020- 2021 To 2024-2025(Grants)

(रुपये करोड़ में)
(Rs. in Crores)

क्र. संख्या S.No	देश/संस्था Country/ Institution	2020- 2021	2021- 2022	2022- 2023	2023- 2024	2024-2025
Government Grants						
1	Asian Development Bank	153.30	120.68	170.27	159.11	153.93
2	European Union	329.87	322.84	343.84	349.48	357.32
3	GEF-UNDP	126.63	124.51	144.62	138.06	126.24
4	Global Fund	2,433.06	4,282.44	3,948.16	6,496.25	6,207.45
5	Germany	334.54	379.62	916.30	984.24	878.51
6	France	42.40	27.51	115.00	115.42	191.46
7	Japan	140.85	350.18	343.10	300.27	290.29
8	United Kingdom	0.01	0.01	0.01	0.01	0.01
9	International Bank for Reconstruction and Development	302.45	196.04	185.54	98.25	80.49
10	International Development Association	0.01	0.01	0.01	0.01	0.01
11	International Fund for Agricultural Development	11.19	11.70	55.61	55.85	40.25
12	New Development Bank	0.00	0.00	0.00	0.00	2.16
13	U. N. D.P.	511.88	535.26	579.19	589.21	217.28
14	UN- FAO	0.09	0.10	0.10	0.11	0.11
15	UNFPA	288.14	301.30	326.03	330.59	340.13
Government Total		4,674.42	6,652.20	7,127.78	9,616.86	8,885.64
Non-Government Grants						
16	Germany	30.57	-0.21	-0.22	-0.23	-0.23
17	International Bank for Reconstruction and Development	103.29	32.07	34.70	32.94	33.89
Non-Government Total		133.86	31.86	34.48	32.71	33.66
Grand Total		4,808.28	6,684.06	7,162.26	9,649.57	8,919.30

2015- 2016 से 2024-2025 तक ऋण के उपयोग का स्रोत-वार ब्योरा (केवल सरकारी लेखा पर)
SOURCE-WISE DETAILS OF UTILISATION OF LOANS FROM 2015- 2016 To 2024-2025
(ON GOVT. ACCOUNT ONLY)

(रुपये करोड़ में)(Rs. in Crores)

क्र. संख्या S.No	दाता/देश/संस्था Donor/ Country/ Institution	2015-2016	2016-2017	2017-2018	2018-2019	2019-2020	2020-2021	2021-2022	2022-2023	2023-2024	2024-2025
Multilateral											
Government Loans											
1	Asian Development Bank	7,176.90	9,095.07	10,069.47	10,232.92	12,371.82	23,916.94	19,528.79	21,670.10	25,487.97	25,364.96
2	Asian Infrastructure Investment Bank	0.00	0.00	374.13	1,220.05	848.04	9,448.69	7,863.59	6,932.94	6,897.30	5,683.98
3	European Investment Bank	0.00	730.72	761.41	798.55	1,190.00	936.92	1,130.81	2,558.62	1,813.60	3,543.42
4	International Bank for Reconstruction and Development	5,790.02	6,170.27	6,461.28	7,908.13	15,730.51	26,487.10	17,055.90	20,512.23	27,524.64	30,243.59
5	International Development Association	9,442.79	9,247.42	8,437.19	6,004.64	7,152.29	11,155.82	4,214.93	2,818.15	1,406.26	829.18
6	International Fund for Agricultural Development	220.04	196.21	276.67	282.36	446.85	227.50	232.16	160.89	360.41	322.93
7	New Development Bank	0.00	0.00	137.21	980.75	2,185.89	18,194.14	2,577.59	3,221.75	2,609.17	4,461.95
8	OPEC Fund for International Development	26.34	18.65	-0.02	0.00	0.00	0.00	0.00	0.00	0.00	117.57
Total		22,656.10	25,458.33	26,517.35	27,427.40	39,925.39	90,367.10	52,603.78	57,874.68	66,099.35	70,567.58
Bilateral											
Government Loans											
9	Germany	908.42	909.80	1,857.87	1,760.62	2,056.22	6,422.08	1,179.41	1,198.88	3,128.55	4,876.56
10	France	329.39	762.16	1,045.15	977.66	1,396.87	2,296.37	453.11	1,116.17	935.67	2,004.14
11	Japan	9,736.21	12,253.07	13,792.86	14,054.47	14,128.39	15,574.67	18,356.15	23,127.72	31,936.52	26,811.50
12	South Korea	0.00	0.00	0.00	0.00	0.00	0.00	0.00	0.00	831.36	0.00
13	Russian Federation	3.68	1,618.07	2,301.55	3,448.90	2,751.48	3,150.18	4,017.79	5,113.14	5,812.84	4,543.47
Total		10,977.70	15,543.10	18,997.43	20,241.65	20,332.96	27,443.31	24,006.46	30,555.91	42,644.94	38,235.68
Grand Total		33,633.80	41,001.43	45,514.78	47,669.05	60,258.35	117,810.41	76,610.23	88,430.59	108,744.29	108,803.26

2015- 2016 से 2024-2025 तक मूलधन की दर अदायगी का स्रोत-वार ब्योरा (केवल सरकारी ऋण)
SOURCE-WISE REPAYMENT OF PRINCIPAL FROM 2015- 2016 To 2024-2025
(Only Government Loans)

(रुपये करोड़ में)(Rs. in Crores)

क्र. संख्या SI No	दाता/देश/संस्था Donor/ Country/ Institution	2015- 2016	2016- 2017	2017- 2018	2018- 2019	2019- 2020	2020- 2021	2021- 2022	2022- 2023	2023- 2024	2024- 2025
Multilateral											
1	Asian Development Bank	2,759.08	3,266.40	3,412.75	4,009.89	4,895.34	6,159.22	6,992.56	7,270.96	9,907.88	13,610.34
2	Asian Infrastructure Investment Bank	0.00	0.00	0.00	0.00	0.00	0.00	0.00	211.49	552.92	1,239.64
3	E.E.C.(SAC)	8.25	8.13	8.20	9.18	8.85	9.21	9.81	9.03	9.75	10.06
4	European Investment Bank	0.00	0.00	0.00	0.00	0.00	26.87	77.51	154.80	302.04	421.87
5	United States of America	0.00	0.00	5.14	0.00	0.00	0.00	0.00	0.00	0.00	0.00
6	International Bank for Reconstruction and Development	4,962.31	5,553.30	5,444.53	6,204.91	6,688.17	7,073.16	7,468.03	7,852.83	8,535.12	10,088.06
7	International Development Association	9,489.73	10,565.14	11,110.36	12,968.69	13,803.45	12,009.67	11,336.92	15,217.45	17,287.01	18,736.19
8	International Fund for Agricultural Development	77.74	92.25	91.48	103.72	128.49	167.68	176.43	205.82	237.73	247.36
9	New Development Bank	0.00	0.00	0.00	0.00	0.00	0.00	76.79	299.56	563.94	741.00
10	OPEC Fund for International Development	17.43	12.12	11.67	15.58	15.87	16.20	16.48	17.74	18.23	18.76
Total		17,314.54	19,497.34	20,084.12	23,311.98	25,540.17	25,462.00	26,154.54	31,239.67	37,414.62	45,113.28
Bilateral											
11	Germany	1,103.70	1,125.41	928.64	1,112.62	1,163.76	1,328.80	1,896.46	1,767.86	2,259.43	2,687.28
12	France	112.08	113.85	173.75	225.43	292.44	397.26	477.88	528.07	651.02	695.20
13	Japan	3,861.70	4,514.71	4,612.58	5,140.70	5,939.04	6,494.39	6,305.05	6,231.50	6,410.21	6,812.07
14	Russian Federation	713.75	761.57	728.11	771.12	781.74	899.58	853.62	60.56	484.54	62.61
15	Switzerland	4.70	1.95	0.33	0.16	0.00	0.00	0.00	0.00	0.00	0.00
16	United States of America	194.92	180.07	157.72	176.75	173.77	164.71	94.69	101.04	97.30	73.72
Total		5,990.84	6,697.55	6,601.14	7,426.79	8,350.75	9,284.74	9,627.69	8,689.03	9,902.50	10,330.89
Grand Total		23,305.38	26,194.89	26,685.27	30,738.77	33,890.92	34,746.75	35,782.23	39,928.70	47,317.13	55,444.16

2015- 2016 से 2024-2025 तक ब्याज की वापसी अदायगी का स्रोत-वार ब्यौरा (केवल सरकारी लेखा पर)
SOURCE-WISE DETAILS OF PAYMENT OF INTEREST (INCLUDING COMMITMENT CHARGES)
FROM 2015- 2016 To 2024-2025 (ON GOVT.ACCOUNT ONLY)

(रुपये करोड़ में) (Rs. in Crores)

क्र. संख्य S.No	दाता/देश/संस्था Donor/ Country/ Institution	2015-2016	2016-2017	2017-2018	2018-2019	2019-2020	2020-2021	2021-2022	2022-2023	2023-2024	2024-2025
Multilateral											
Government Loans											
1	Asian Development Bank	498.69	895.76	1,309.26	2,239.81	2,836.47	1,810.84	940.97	3,138.52	9,646.78	11,172.15
2	Asian Infrastructure Investment Bank	0.00	0.00	11.18	41.30	104.61	161.04	196.93	665.81	1,947.97	2,510.03
3	E.E. C.(SAC)	0.67	0.45	0.60	0.25	0.24	0.17	0.29	0.14	0.09	0.08
4	European Investment Bank	0.00	0.00	2.14	3.43	5.69	10.18	9.16	40.99	340.43	547.75
5	United States of America	0.00	0.00	0.15	0.00	0.00	0.00	0.00	0.00	0.00	0.00
6	International Bank for Reconstruction and Development	463.58	879.91	1,215.38	1,976.49	2,445.63	1,673.42	1,091.33	3,467.79	8,538.26	10,870.58
7	International Development Association	1,238.70	1,445.13	1,519.31	1,674.66	1,707.66	1,872.41	1,812.50	1,809.13	2,820.91	2,812.25
8	International Fund for Agricultural Development	19.39	21.23	21.93	26.41	29.65	36.04	37.93	40.03	45.18	58.37
9	New Development Bank	0.00	0.00	6.34	21.48	95.69	265.76	331.46	1,059.51	2,117.72	2,384.05
10	OPEC Fund for International Development	3.73	3.98	3.79	3.83	3.49	3.14	2.78	2.53	4.24	5.32
Total		2,224.76	3,246.47	4,090.09	5,987.66	7,229.13	5,833.00	4,423.35	10,224.44	25,461.56	30,360.56
Bilateral											
Government Loans											
11	Germany	160.01	173.58	150.10	171.80	172.43	210.40	243.95	227.05	367.10	415.53
12	France	37.80	36.57	46.94	54.40	63.01	75.36	77.22	123.30	377.75	444.36
13	Japan	1,264.87	1,480.24	1,424.58	1,601.42	1,656.21	1,756.47	1,772.70	1,565.16	1,536.36	1,575.15
14	South Korea	0.00	0.00	0.00	0.00	0.00	0.00	0.00	0.00	0.00	8.40
15	Russian Federation	196.32	171.94	210.19	308.05	271.57	545.36	290.09	517.06	1,866.42	1,346.94
16	Switzerland	0.28	0.07	0.02	0.00	0.00	0.00	0.00	0.00	0.00	0.00
17	United States of America	40.85	35.41	28.84	26.25	21.30	16.66	12.34	10.35	7.55	4.95
Total		1,700.12	1,897.81	1,860.68	2,161.92	2,184.52	2,604.25	2,396.30	2,442.93	4,155.18	3,795.34
Grand Total		3,924.88	5,144.28	5,950.76	8,149.58	9,413.66	8,437.25	6,819.65	12,667.37	29,616.74	34,155.90

2015- 2016 से 2024-2025 तक वचनबद्धता प्रभागों की अदायगी का स्रोत-वार ब्यौरा (केवल सरकारी लेखा पर)
SOURCE-WISE PAYMENT OF COMMITMENT CHARGES FROM 2015- 2016 To 2024-2025
(ON GOVT.ACCOUNT ONLY)

(रुपये करोड़ में)(Rs. in Crores)

क्र. संख्या S.No.	दाता/देश/संस्था Donor/ Country/ Institution	2015- 2016	2016- 2017	2017- 2018	2018- 2019	2019- 2020	2020- 2021	2021- 2022	2022- 2023	2023- 2024	2024- 2025
1	Asian Development Bank	58.85	60.39	57.79	60.31	69.66	71.06	72.37	97.72	86.32	83.73
2	Asian Infrastructure Investment Bank	0.00	0.00	3.21	7.09	19.19	29.92	40.40	71.62	94.08	83.22
3	Germany	7.36	9.17	12.06	15.42	19.10	24.36	31.52	35.61	44.11	56.56
4	Japan	37.75	35.31	26.66	23.34	20.48	18.28	14.50	9.35	6.37	3.57
5	International Bank for Reconstruction and Development	7.91	16.95	64.96	96.01	117.00	145.36	149.45	170.82	177.68	183.13
6	International Development Association	0.00	0.00	0.00	0.00	0.00	0.00	0.08	0.00	0.00	0.00
7	New Development Bank	0.00	0.00	0.00	0.46	1.84	7.56	13.64	24.23	22.00	26.61
8	OPEC Fund for International Development	0.00	0.00	0.00	0.00	0.00	0.00	0.00	0.00	0.00	2.82
Total		111.87	121.81	164.68	202.62	247.27	296.53	321.95	409.35	430.56	439.64

2021- 2022 से 2024-2025 तक के गैर-सरकारी ऋणों तथा अनुदानों के संवितरण प्रतिशतांक का वाता-वार ब्यौरा (गैर - सरकारी लेखा)
SOURCE-WISE AUTHORISATION, UTILISATION, REPAYMENT OF PRINCIPAL & PAYMENT OF
INTEREST FROM 2021- 2022 To 2024-2025 (NON-GOVT. ACCOUNT)

(रुपये करोड़ में)(Rs. in Crores)

क्र. संख्या S.NO.	देश/संस्था Country/ institution	निष्पन्न करार का मूल्य / उपयोग Value of Agreement concluded / Utilisation				वापसी अदायगी / ब्याज Repayments / Interest			
		2021- 2022	2022- 2023	2023- 2024	2024-2025	2021- 2022	2022- 2023	2023- 2024	2024-2025
1	Asian Development Bank	0.00	0.00	0.00	5,671.05	1,774.39	2,039.93	2,139.60	2,142.74
		569.87	245.03	282.97	854.64	325.87	328.76	618.10	663.12
2	Asian Infrastructure Investment Bank	0.00	0.00	0.00	0.00	91.80	98.47	101.46	104.77
		10.91	-10.61	0.00	0.00	12.45	12.75	10.65	8.87
3	European Investment Bank	0.00	0.00	0.00	0.00	11.30	11.08	0.00	0.00
		182.03	0.00	0.00	0.00	0.00	0.00	0.00	0.00
4	France	0.00	836.40	0.00	845.79	43.69	62.48	53.06	49.97
		0.00	0.00	895.19	0.00	4.77	4.12	5.81	5.25
5	Germany	0.00	0.00	0.00	0.00	973.91	1,111.76	779.42	2,733.53
		0.00	153.50	0.00	0.00	140.84	128.31	101.55	80.69
6	International Bank for Reconstruction and Development	0.00	3,169.99	1,241.06	0.00	2,325.34	2,314.57	2,712.84	6,743.71
		2,887.75	823.69	2,548.92	1,055.21	396.99	491.90	835.49	1,100.45
7	International Fund for Agricultural Development	0.00	0.00	0.00	0.00	5.78	5.73	3.00	3.00
		0.00	0.00	0.00	0.00	0.84	0.79	0.39	0.37
8	Japan	0.00	1,828.97	0.00	0.00	1,079.39	2,725.56	964.40	799.63
		3,195.66	4,390.07	1,160.54	7,382.42	74.02	222.99	65.25	38.44
Total		0.00	5,835.36	1,241.06	6,516.84	6,305.60	8,369.58	6,753.77	12,577.35
		6,846.21	5,601.66	4,887.62	9,292.28	955.77	1,189.62	1,637.24	1,897.18

पिछले दस वर्षों के दौरान, विदेशी ऋणों से संबंधित बकाया देनदारी का स्रोत-वार ब्योरा (सरकारी लेखा)
SOURCE-WISE DEBT OUTSTANDING LIABILITY ON FOREIGN LOANS FOR THE LAST TEN YEARS
(GOVT ACCOUNT)

(रुपये करोड़ में) (Rs. in Crores)

क्र. संख्या S.NO.	दाता/देश/संस्था Donor/ Country/ Institution	2015- 2016	2016- 2017	2017- 2018	2018- 2019	2019- 2020	2020- 2021	2021- 2022	2022- 2023	2023- 2024	2024- 2025
Multilateral											
Government Loans											
1	Asian Development Bank	66,063	70,151	76,809	87,612	103,062	117,207	135,231	161,223	179,159	196,187
2	Asian Infrastructure Investment Bank	0	0	374	1,608	2,643	11,724	20,230	28,747	35,537	41,075
3	E.E. C.(SAC)	130	103	109	99	91	89	79	71	64	57
4	European Investment Bank	0	702	1,609	2,328	3,728	4,703	5,617	8,488	10,133	13,538
5	International Bank for Reconstruction and Development	61,552	60,691	61,659	67,247	82,795	99,214	113,576	135,744	156,759	181,784
6	International Development Association	163,772	154,050	160,972	157,188	162,506	161,408	157,206	153,737	138,007	123,731
7	International Fund for Agricultural Development	2,458	2,423	2,786	3,003	3,578	3,638	3,749	3,915	4,038	4,227
8	New Development Bank	0	0	139	1,113	3,512	21,226	24,762	29,793	32,276	36,979
9	OPEC Fund for International Development	147	149	137	131	126	106	94	84	67	169
Total		294,121	288,270	304,594	320,328	362,041	419,317	460,546	521,801	556,038	597,745
Bilateral											
Government Loans											
1	Germany	13,575	12,597	15,398	15,466	17,433	22,928	21,747	22,615	23,902	26,614
2	France	2,467	2,957	4,345	4,913	6,422	8,470	8,262	9,403	9,852	11,409
3	Italy	2	2	2	2	2	2	2	2	3	3
4	Japan	90,112	97,433	112,650	122,498	144,456	147,581	148,400	169,381	172,817	199,976
5	South Korea	0	0	0	0	0	0	0	0	834	858
6	Russian Federation	5,093	5,848	7,453	10,505	13,562	15,722	19,664	26,367	32,121	37,591
7	Switzerland	2	0	0	0	0	0	0	0	0	0
8	United States of America	1,215	1,010	846	725	605	425	348	274	180	111
Total		112,467	119,849	140,694	154,109	182,482	195,129	198,424	228,042	239,709	276,561
Grand Total		406,588	408,119	445,287	474,437	544,522	614,446	658,969	749,843	795,747	874,306

पिछले दस वर्षों के दौरान, विदेशी ऋणों से संबंधित बकाया देनदारी का स्रोत-वार ब्योरा (गैर-सरकारी लेखा)
SOURCE-WISE DEBT OUTSTANDING LIABILITY ON FOREIGN LOANS FOR THE LAST TEN YEARS
(NON GOVT ACCOUNT)

(रुपये करोड़ में) (Rs. in Crores)

क्र. संख्या S No.	दाता/देश/संस्था Donor/ Country/ Institution	2015- 2016	2016- 2017	2017- 2018	2018- 2019	2019- 2020	2020- 2021	2021- 2022	2022- 2023	2023- 2024	2024- 2025
Multilateral											
Non Government Loans											
1	Asian Development Bank	20,971	21,123	22,021	26,282	28,645	27,996	28,041	28,510	26,986	26,035
2	Asian Infrastructure Investment Bank	0	0	0	214	514	666	614	553	459	367
3	European Investment Bank	0	0	0	0	0	0	166	165	168	171
4	International Bank for Reconstruction and Development	22,989	23,901	24,354	27,102	30,153	29,784	31,708	32,789	33,141	28,341
5	International Fund for Agricultural Development	125	113	116	112	115	110	106	105	102	102
Multilateral Total		44,085	45,136	46,491	53,710	59,428	58,556	60,635	62,123	60,855	55,017
Bilateral											
Non Government Loans											
6	Germany	8,255	8,144	8,225	10,047	9,576	9,091	7,958	7,475	6,821	4,137
7	France	162	161	164	138	126	1,775	1,695	1,738	2,617	2,624
8	Japan	11,664	10,933	11,236	13,040	15,717	16,253	17,046	21,013	18,539	20,207
Bilateral Total		20,081	19,237	19,625	23,225	25,419	27,120	26,699	30,225	27,977	26,967
Grand Total		64,166	64,374	66,116	76,934	84,847	85,676	87,335	92,348	88,832	81,984

विदेशी ऋणों और अनुदानों का प्राधिकरण (सरकारी एवं गैर-सरकारी)
AUTHORISATION OF EXTERNAL LOANS & GRANTS (GOVT & NON-GOVT)

(रुपए करोड़ में)
(Rs. in Crores)

Country/ Institute	2017-2018			2018-2019			2019-2020			2020-2021			2021-2022			2022-2023			2023-2024			2024-2025		
	Loan ऋण	Grant अनुदान	Total जोड़	Loan ऋण	Grant अनुदान	Total जोड़	Loan ऋण	Grant अनुदान	Total जोड़	Loan ऋण	Grant अनुदान	Total जोड़	Loan ऋण	Grant अनुदान	Total जोड़	Loan ऋण	Grant अनुदान	Total जोड़	Loan ऋण	Grant अनुदान	Total जोड़	Loan ऋण	Grant अनुदान	Total जोड़
Multilateral																								
Asian Development Bank	9178	0	9178	24058	35	24093	15775	0	15775	28962	74	29036	31131	0	31131	14512	71	14583	25215	17	25232	33021	0	33021
Asian Infrastructure Investment Bank	3151	0	3151	6942	0	6942	2372	0	2372	16242	0	16242	20304	0	20304	7672	0	7672	7817	0	7817	719	0	719
European Investment Bank	0	0	0	0	0	0	3542	0	3542	3033	0	3033	3461	0	3461	2509	0	2509	0	0	0	5805	0	5805
GEF-UNDP	0	28	28	0	0	0	0	0	0	0	0	0	0	0	0	0	16	16	0	0	0	0	0	0
Global Fund	0	0	0	0	454	454	0	0	0	0	0	0	0	2627	2627	0	0	0	0	3355	3355	0	0	0
International Bank for Reconstruction and Development	15765	13	15778	21677	0	21677	20112	0	20112	31030	0	31030	18464	0	18464	29782	0	29782	33486	0	33486	38734	0	38734
International Development Association	2319	0	2319	0	0	0	1764	0	1764	7105	0	7105	836	0	836	666	0	666	468	0	468	266	0	266
International Fund for Agricultural Development	973	6	979	0	0	0	0	0	0	281	10	291	499	0	499	1104	42	1146	0	0	0	846	0	846
New Development Bank	644	0	644	8582	0	8582	2124	0	2124	25542	0	25542	596	0	596	3263	0	3263	11054	0	11054	3542	2	3544
OPEC Fund for International Development	0	0	0	0	0	0	0	0	0	0	0	0	0	0	0	0	0	0	827	0	827	0	0	0
U. N. D.P.	0	0	0	0	0	0	0	0	0	0	0	0	0	0	0	0	0	0	0	2	2	0	38	38
Total	32030	47	32077	61259	489	61748	45689	0	45689	112195	84	112279	75291	2627	77918	59508	129	59637	78867	3374	82241	82933	40	82973
Bilateral																								
Germany	769	15	784	971	53	1024	3620	69	3689	10663	45	10708	5038	73	5111	11726	493	12219	10145	96	10241	3084	0	3084
France	754	0	754	1982	0	1982	606	0	606	3900	0	3900	0	0	0	5345	95	5440	1312	0	1312	2595	107	2702
Japan	21419	204	21623	32897	0	32897	24399	0	24399	24936	0	24936	20709	266	20975	33748	0	33748	46483	0	46483	15324	12	15336
South Korea	0	0	0	0	0	0	0	0	0	0	0	0	0	0	0	1312	0	1312	827	0	827	0	0	0
Total	22942	219	23161	35850	53	35903	28625	69	28694	39499	45	39544	25747	339	26086	52131	588	52719	58767	96	58863	21003	119	21122
Grand Total	54972	266	55238	97109	542	97651	74314	69	74383	151694	129	151823	101038	2966	104004	111639	717	112356	137634	3470	141104	103936	159	104095

विवरण संख्या-18
Statement No.-18

विदेशी ऋणों के संबंध में 2015-2016 से 2024-2025 तक की अवधि के दौरान उपयोग,
मूलधन की अदायगी तथा ब्याज के भुगतान का वर्ष-वार ब्यौरा
YEAR-WISE UTILISATION, REPAYMENT OF PRINCIPAL AND PAYMENT OF INTEREST
FROM 2015-2016 TO 2024-2025 IN RESPECT OF EXTERNAL LOANS

(रुपये करोड़ में) (Rs. in Crores)

क्र. संख्या/ S. No	वित्तीय वर्ष / Fin. Year	उपयोग /Utilisation			मूलधन की अदायगी /Repayment of Principal			ब्याज की अदायगी /Payment of Interest		
		सरकारी / Govt.	गैर-सरकारी/ Non-Govt.	जोड़ / Total	Govt. सरकारी	Non-Govt. गैर-सरकारी	जोड़ Total	सरकारी Govt.	गैर-सरकारी Non-Govt.	जोड़ Total
1	2015-2016	33633.8	6521.4	40,155.20	23305.38	3714.19	27,019.58	3924.88	515.35	4,440.22
2	2016-2017	41001.43	6663.6	47,665.03	26194.89	5123.97	31,318.86	5144.28	689.63	5,833.91
3	2017-2018	45514.78	4232.17	49,746.95	26685.27	4167.46	30,852.72	5950.76	842.08	6,792.85
4	2018-2019	47669.05	12759.7	60,428.75	30738.77	4858.87	35,597.64	8149.58	1164.72	9,314.30
5	2019-2020	60258.36	7249.01	67,507.36	33890.92	6120.95	40,011.87	9413.66	1204.66	10,618.32
6	2020-2021	117810.41	8061.74	125,872.15	34746.75	7007.59	41,754.34	8437.26	1446.7	9,883.95
7	r 2021-22	76610.23	6846.21	83,456.45	35782.24	6305.6	42,087.83	6819.65	955.77	7,775.42
8	r 2022-23	88430.59	5601.66	94,032.25	39928.7	8369.58	48,298.29	12667.37	1189.62	13,856.99
9	r 2023-24	108744.29	4887.62	113,631.91	47317.13	6753.77	54,070.90	29616.74	1637.24	31,253.98
10	r 2024-25	108803.27	9292.28	118,095.54	55444.16	12577.35	68,021.52	34155.9	1897.18	36,053.08

विवरण संख्या-19
Statement No-19

2015-2016 से 2024-2025 तक भारत सरकार द्वारा प्राप्त विदेशी अनुदान सहायता का वर्ष-वार ब्यौरा
YEAR-WISE EXTERNAL GRANT ASSISTANCE RECEIVED BY GOVERNMENT OF INDIA FROM 2015-2016 TO 2024-2025

(रुपये करोड़ में) (Rs. in Crores)

क्र. संख्या / S No.	वित्तीय वर्ष / Financial Year	रोकड़ अनुदान /Cash Grant		कुल अनुदान / Total Grant Amount
		रोकड़ अनुदान / Cash Grant	अन्य मंत्रालय / Other Ministries	
1	2015-2016	1,854.05	7.32	1,861.37
2	2016-2017	945.23	32.22	977.45
3	2017-2018	1,402.05	20.32	1,422.37
4	2018-2019	827.44	7.73	835.17
5	2019-2020	362.50	23.42	385.92
6	2020-2021	629.30	8.44	637.74
7	r 2021-22	1,086.51	0.00	1,086.51
8	r 2022-23	999.73	0.00	999.73
9	r 2023-24	1,047.62	0.00	1,047.62
10	r 2024-25	649.98	0.67	650.65

2015-2016 से 2024-2025 तक की अवधि के दौरान अनुदानों का उपयोग
UTILIZATION OF GRANTS DURING 2015-2016 TO 2024-2025

(रुपये करोड़ में) (Rs. in Crores)

क्र. संख्या / S. no	देश/संस्था /Country Institution	2015-2016	2016-2017	2017-2018	2018-2019	2019-2020	2020-2021	2021-2022	2022-2023	2023-2024	2024-2025
Government Grants											
1	Asian Development Bank	0.00	7.00	5.35	16.22	11.98	2.65	33.93	32.55	18.66	9.69
2	European Union	287.64	70.44	189.33	0.00	0.00	0.00	0.00	0.00	0.00	0.00
3	GEF-UNDP	0.67	7.64	11.33	19.38	6.45	14.54	7.75	6.19	10.15	5.90
4	Global Fund	1,210.92	734.87	1,096.85	646.39	249.94	410.52	862.65	893.83	884.04	489.05
5	Germany	29.83	23.45	21.18	5.76	15.76	15.11	19.13	11.87	43.75	74.29
6	France	0.00	-0.16	0.00	6.49	0.46	1.46	15.03	15.41	1.55	23.56
7	Japan	29.06	36.02	0.00	46.75	0.00	29.37	30.39	13.79	0.00	10.20
8	United Kingdom	224.28	-0.25	0.00	0.00	0.00	0.00	0.00	0.00	0.00	0.00
9	United States of America	4.70	0.00	0.00	0.00	0.00	0.00	0.00	0.00	0.00	0.00
10	International Bank for Reconstruction and Development	66.95	65.20	77.96	86.45	70.84	155.66	117.64	25.90	88.95	20.49
11	International Fund for Agricultural Development	0.00	1.02	0.05	0.00	7.08	0.00	0.00	0.19	0.53	16.80
12	U. N. D.P.	5.75	32.22	20.32	7.73	23.42	8.44	0.00	0.00	0.00	0.67
13	UNFPA	1.21	0.00	0.00	0.00	0.00	0.00	0.00	0.00	0.00	0.00
Total		1,861.02	977.45	1,422.37	835.17	385.92	637.74	1,086.51	999.73	1,047.62	650.65

विदेशी ऋण सहायता स्थिति के विश्लेषण का सारांश (सरकारी लेखा)
SUMMARY OF ANALYSIS OF EXTERNAL LOAN ASSISTANCE POSITION (GOVT ACCOUNT)

(रुपये करोड़ में) (Rs. in Crores)

क्र. संख्या / S. no	ब्योरे Particulars	2015-2016	2016-2017	2017-2018	2018-2019	2019-2020	2020-2021	2021-2022	2022-2023	2023-2024	2024-2025
1	Total Debt Outstanding(कुल बकाया लेखा)	406,587.63	408,118.93	445,287.43	474,437.40	544,522.36	614,446.03	658,969.32	749,842.78	795,746.99	874,307.64
2	Total Disbursement(कुल संवितरण)	35,494.81	41,978.88	46,937.16	48,504.21	60,644.27	118,448.14	77,696.75	89,430.32	109,791.91	109,453.91
	(a)of which loan disbursement जिस मे ऋण संवितरण	33,633.80	41,001.43	45,514.78	47,669.05	60,258.35	117,810.41	76,610.23	88,430.59	108,744.29	108,803.26
	(b)Grants (अनुदान)	1,861.02	977.45	1,422.37	835.16	385.92	637.74	1,086.51	999.73	1,047.62	650.65
3	Grants/Loans (ऋण/ अनुदान)(%)	5.53	2.38	3.13	1.75	0.64	0.54	1.42	1.13	0.96	0.60
4	Total Payments (कुल अदायगी)	27,230.26	31,339.17	32,636.03	38,888.35	43,304.56	43,184.00	42,601.88	52,596.07	76,933.87	89,600.06
	(a)of which amortization/ जिस मे परिशोधन	23,305.38	26,194.89	26,685.27	30,738.77	33,890.91	34,746.75	35,782.23	39,928.70	47,317.13	55,444.16
	(b)Interest (ब्याज)	3,924.88	5,144.28	5,950.76	8,149.58	9,413.66	8,437.25	6,819.65	12,667.37	29,616.74	34,155.90
5	Total Payments/Total Disbursements(%) मूलधन की कुल अदायगी/ कुल संवितरण (%)	76.72	74.65	69.53	80.18	71.41	36.46	54.83	58.81	70.07	81.86
6	Amortization / Total Disbursements (%) परिशोधन/कुल संवितरण (प्रतिशत)	65.66	62.40	56.85	63.37	55.88	29.33	46.05	44.65	43.10	50.66
7	Average Interest Rate औसत ब्याज दर	0.97	1.26	1.34	1.72	1.73	1.37	1.03	1.69	3.72	3.91
8	Average Maturity (Years) औसत पूर्णता (वर्षों)	26.00	26.00	26.00	25.00	25.00	25.00	25.00	24.00	24.00	24.00
9	Average Interest on new commitments (Loan)(%) नई प्रतिबद्धताओं पर औसत ब्याज (ऋण %)	2.70	2.70	2.70	2.70	2.70	2.70	2.70	2.70	2.70	2.70
10	Average Maturity on new commitments(Loan)(Years) नई प्रतिबद्धतायें (ऋण) मे औसत पूर्णता	17.65	14.43	18.09	18.32	17.12	16.63	15.99	16.35	17.33	16.40

अवधि के अंत में बकाया

Outstandings as at end of the period

2020-2021 से 2024-2025 तक के दौरान दिसम्बर, 1971 से पूर्व की अन्तरराष्ट्रीय मुद्रा कोष
समता दरों, औसत विनिमय दरों और वित्तीय वर्ष के अंत में विनिमय दरों को दर्शाने वाला विवरण
**STATEMENT SHOWING PRE - DECEMBER 1971 IMF PARITY RATES, AVERAGE EXCHANGE RATES
DURING 2020- 2021 TO 2024-2025 AND EXCHANGE RATES AT THE END OF THE FINANCIAL YEAR**

क्र. संख्या S.No	देश/संस्था / Country/ institution	मुद्रा Curren- cy	आई.एम. एफ. की समानता दर IMF Parity Rate	औसत विनिमय दर (खरीदी), अवधि के लिए Average Exchange rate (Buying) for the period					वर्तमान विनिमय दर (बिक्री), वर्ष के अंत में Current Exchange rate (Selling) at end of year@				
				2020- 2021	2021- 2022	2022- 2023	2023- 2024	2024- 2025	2020- 2021	2021- 2022	2022- 2023	2023- 2024	2024- 2025
1	European Investment Bank/ Germany/ France/ Netherlands	Euros	8.0000	86.6564	86.5299	83.6402	89.7793	90.6995	85.3425	83.5199	88.9556	90.4154	92.4399
2	IDA, ADB, IBRD and Others***	U S Dollars	7.5000	73.8631	74.4663	80.2529	82.7371	84.5794	72.6858	76.0031	82.2368	83.3859	85.7910
3	International Fund for Agricultural Development	Special Drawing Right	10.0000	104.5576	105.3241	106.4434	110.2314	111.8679	103.4906	104.8088	110.6006	110.3912	113.4501
4	Japan	Japanese Yen	0.0210	0.6999	0.6632	0.5947	0.5743	0.5552	0.6631	0.6157	0.6295	0.5509	0.5715
5	South Korea	Wons	0.0000	0.0000	0.0000	0.0610	0.0607	0.0005	0.0000	0.0000	0.0710	0.0691	0.0000
6	United Kingdom	British Pound Sterling	18.0000	97.0227	101.7527	96.7554	104.0340	107.8316	99.6918	99.5489	101.3240	105.4165	110.7477

*** डेवलपमेंट गेटवे फाउंडेशन/फोर्ड फाउंडेशन/ग्लोबल फंड/हंगरी/इराक/ईरान/संयुक्त राज्य अमरीका/ आईडीएफ (डब्ल्यू बी)/आईएलओ/आईएमएफ/अंतरराष्ट्रीय शर्करा संगठन/ओपेक/यूएनडीपी/यूएन-एफएओ/यूएनएफपीए/यूनिसेफ/संयुक्त राष्ट्र महिला विकास निधि/ सार्वभौम डाक संघ/विश्व खाद्य कार्यक्रम/ विश्व स्वास्थ्य संगठन

@ वित्तीय वर्ष के आखिरी दिन का उल्लेख दिया गया है।

***Development Gateway Foundation/Ford Foundation/Global Fund/Hungary/Iraq/Iran/United States of America/ I D F (WB)/I.L.O/IMF Trust/International Sugar Organisation/OPEC/U. N. D.P./UN- FAO/UNFPA/UNICEF/United Nations Dev. Fund for Women/Universal Postal Union/World Food Programme/World Health Organisation

@Refers to the last day of the financial year.

2015-2016 से 2024-2025 तक सरकारी ऋणों तथा अनुदानों का क्षेत्र-वार संवितरण
SECTOR WISE DISBURSEMENT OF GOVT. LOANS AND GRANTS FROM 2015-2016 TO 2024-2025

(रुपये करोड़ में) (Rs. in Crores)

क्र. संख्या Sno	क्षेत्र Sector	2015-2016	2016-2017	2017-2018	2018-2019	2019-2020	2020-2021	2021-2022	2022-2023	2023-2024	2024-2025
1	Agriculture	938.27	708.76	824.90	1,181.85	1,404.63	1,423.12	2,093.04	1,747.29	2,584.89	1,888.04
2	Energy - Atomic Energy	3.68	1,618.07	2,301.55	3,448.90	2,751.48	3,150.18	4,017.79	5,113.14	5,812.84	4,543.47
3	Energy Sector - Power	2,104.67	2,503.13	2,713.02	2,643.51	3,036.07	4,083.55	5,326.75	3,985.03	5,936.61	6,370.72
4	Energy Sector General	765.77	2,426.81	325.84	298.67	2,030.39	93.00	49.49	186.44	476.26	0.88
5	Energy Sector-Non Conventional Energy	0.00	5.79	46.88	130.43	23.51	19.10	6.87	18.21	12,448.24	12,588.31
6	Environment and Forestry	757.47	780.57	1,135.10	1,395.64	1,418.02	730.24	431.13	629.85	824.60	1,187.81
7	Financial Sector	0.00	0.00	2,049.53	1,801.48	3,611.34	6,979.21	411.01	6,783.61	1,775.87	2,386.03
8	Flood Recovery	0.00	0.00	2.46	39.38	73.37	0.00	0.00	0.00	0.00	0.00
9	Health Sector	2,314.66	2,100.16	2,286.86	1,712.21	2,169.92	57,156.20	24,060.82	9,867.07	4,279.98	7,951.48
10	Industry and Finance	210.26	261.94	285.09	0.00	0.00	0.00	1,862.61	0.00	0.00	0.00
11	Infrastructure Sector-Port	64.52	33.84	43.72	139.78	97.18	120.74	0.00	0.00	0.00	0.00
12	Infrastructure Sector-Railway	1,962.96	3,410.35	2,912.64	4,632.93	5,268.75	6,840.03	9,082.95	16,048.07	20,600.21	14,126.32
13	Infrastructure Sector-Road	5,101.91	6,147.76	5,784.32	6,341.79	6,591.84	9,129.08	8,955.46	9,822.39	12,177.59	9,555.05
14	Infrastructure Sector-General	571.57	768.22	1,297.83	1,232.38	1,564.65	2,470.70	339.73	1,916.83	4,275.22	3,323.56
15	Inland Water Transport	0.00	0.00	8.47	368.27	264.58	101.59	125.88	285.25	365.18	520.69
16	Law and justice and public administration	14.56	369.32	0.00	-87.40	0.00	0.00	0.00	0.00	0.00	0.00
17	Natural Disaster Management	621.09	922.60	845.74	727.71	795.62	937.93	1,252.98	877.65	582.32	223.94
18	Others	7.68	15.88	0.00	0.00	0.00	0.00	0.00	0.00	0.00	0.00
19	Panchayati Raj	0.00	0.00	310.86	342.75	224.98	249.69	60.59	111.02	75.07	0.00
20	Rural Development	2,756.54	2,648.32	3,164.31	3,716.34	3,091.17	3,950.18	2,704.96	2,955.06	2,452.58	2,289.40
21	Science & Technology	0.00	0.00	0.00	21.78	107.06	113.78	58.89	78.15	73.35	31.81
22	Skill Development	0.00	0.00	113.58	388.42	737.65	1,208.89	733.08	1,007.51	823.47	672.32
23	Social	951.90	587.49	504.41	295.82	364.40	189.98	203.21	245.34	398.26	1,304.70
24	Social Protection	0.00	0.00	0.00	0.00	0.00	0.00	0.00	0.00	831.36	0.00
25	Social Sector Education	3,396.28	2,273.05	1,767.24	1,374.93	1,475.02	1,569.15	1,386.78	3,826.95	2,064.30	2,971.66
26	Structural Adj. Sector/F.Disb.	0.00	0.00	35.28	38.95	51.07	37.97	35.26	0.00	0.00	0.00
27	Tourism	0.00	0.00	0.00	0.00	0.00	0.00	6.39	11.58	48.39	149.60
28	Tribal Development	0.00	0.00	0.00	0.00	0.00	0.00	0.00	0.00	2.90	48.72
29	Urban Development	9,270.22	10,295.71	13,254.64	12,490.05	14,148.09	5,088.11	6,296.30	8,699.57	10,405.09	10,654.04
30	Urban Transport	0.00	0.00	0.00	0.00	0.00	4,368.40	3,321.35	8,543.08	12,447.54	19,467.06
31	Water Resources Management	1,649.28	1,789.36	1,972.66	2,274.32	2,372.23	3,363.65	3,150.54	4,390.25	5,163.67	4,370.11
32	Water Supply and Sanitation	2,031.56	2,311.10	2,949.14	1,552.08	6,971.26	5,073.66	1,722.93	2,280.98	2,866.13	2,828.18
33	Water, sanitation and flood protection	0.00	0.67	1.09	1.27	0.00	0.00	0.00	0.00	0.00	0.00
Grand Total:		35,494.81	41,978.88	46,937.16	48,504.21	60,644.28	118,448.14	77,696.75	89,430.32	109,791.91	109,453.91

2020-2021 से 2024-2025 तक अनाहरित शेष का क्षेत्र-वार ब्यौरा (ऋण)
SECTOR WISE DETAILS OF UNDRAWN BALANCE FROM 2020-2021 TO 2024-2025 (LOANS)

(रुपये करोड़ में) (Rs. in Crores)

क्र. संख्या S. No	देश/संस्था Country/ Institution	2020- 2021	2021- 2022	2022- 2023	2023- 2024	2024-2025
Government Loans						
1	Agriculture	12,786.33	12,618.21	11,186.64	9,311.59	16,186.13
2	Energy - Atomic Energy	62,542.91	61,310.58	50,017.93	44,882.63	41,599.96
3	Energy Sector-Non Conventional Energy	58.02	50.22	33.21	0.00	9.09
4	Energy Sector General	3,147.73	1,846.60	1,689.20	14.09	14.62
5	Environment and Forestry	6,604.02	6,489.77	8,088.97	8,126.04	10,093.86
6	Energy Sector - Power	25,855.69	24,005.31	28,152.90	29,092.92	25,833.15
7	Financial Sector	2,238.53	3,821.99	9,659.37	10,091.80	9,934.94
8	Health Sector	18,338.61	20,383.47	23,187.54	22,293.00	20,401.95
9	Industry and Finance	0.00	0.00	0.00	0.00	1,285.96
10	Infrastructure Sector-General	2,140.12	1,864.88	3,328.37	2,337.30	2,020.10
11	Infrastructure Sector- Port	570.23	530.50	532.75	466.24	843.73
12	Infrastructure Sector- Road	48,421.15	44,437.79	46,719.08	44,683.22	40,167.54
13	Infrastructure Sector- Railway	33,088.42	29,088.33	38,271.65	43,241.13	33,872.36
14	Inland Water Transport	2,879.59	2,882.48	2,826.19	2,307.72	1,753.60
15	Natural Disaster Management	3,912.39	2,520.43	1,597.07	841.08	2,517.26
16	Panchayati Raj	288.38	239.27	146.45	0.00	0.00
17	Rural Development	12,782.46	12,256.37	12,178.36	14,938.32	15,162.82
18	Science & Technology	664.82	634.08	606.24	370.76	227.46
19	Skill Development	3,664.15	3,921.04	3,435.03	2,302.50	2,088.49
20	Social Protection	0.00	0.00	0.00	0.00	300.06
21	Social	799.03	1,559.19	2,797.77	4,048.37	4,560.24
22	Social Sector Education	6,780.77	12,870.71	11,945.63	12,354.80	11,380.80
23	Structural Adj.Sector/F.Disb.	34.42	0.00	0.00	0.00	0.00
24	Technical Cooeperation	0.00	0.00	0.00	1,304.47	1,353.21
25	Tourism	30.58	25.44	15.69	1,459.40	2,738.00
26	Tribal Development	0.00	0.00	0.00	1,163.65	1,147.92
27	Urban Development	36,075.52	42,036.98	41,951.61	47,079.29	55,905.56
28	Urban Transport	43,459.56	60,631.02	69,665.79	73,942.27	73,742.19
29	Water Resources Management	21,966.38	23,100.20	26,096.79	24,615.52	19,692.99
30	Water Supply and Sanitation	23,972.71	25,064.68	23,582.72	23,323.22	22,253.47
	Government Total	373,102.52	394,189.54	417,712.95	424,591.33	417,087.46
Non-Government Loans						
31	Energy Sector-Non Conventional Energy	1,089.39	987.26	915.28	828.09	783.41
32	Energy Sector General	6,183.90	4,348.22	4,519.39	3,398.03	4,724.41
33	Energy Sector - Power	3,071.05	3,139.41	2,246.71	1,758.38	444.01
34	Financial Sector	1,796.34	1,383.22	1,658.64	494.77	1,044.89
35	Industry and Finance	1,778.34	311.82	184.24	0.00	0.00
36	Infrastructure Sector-General	5,038.03	4,714.02	1,643.62	383.22	4,388.11
37	Infrastructure Sector- Railway	2,921.24	1,217.56	2,013.33	521.16	300.17
38	Urban Development	3,906.68	969.70	2,062.26	1,751.32	376.53
	Non-Government Total	25,784.97	17,071.21	15,243.47	9,134.97	12,061.53
	Grand Total	398,887.49	411,260.75	432,956.42	433,726.30	429,148.99

2020-2021 से 2024-2025 तक अनाहरित शेष का क्षेत्र-वार ब्योरा (अनुदान)
SECTOR WISE DETAILS OF UNDRAWN BALANCE FROM 2020-2021 TO 2024-2025 (Grants)

(रुपये करोड़ में) (Rs. in Crores)

क्र. संख्या S.No.	देश/संस्था Country/ Institution	2020- 2021	2021- 2022	2022- 2023	2023- 2024	2024-2025
Government Grants						
1	Agriculture	9.64	44.98	224.79	208.91	172.04
2	Energy Sector-Non Conventional Energy	32.14	33.61	36.37	36.88	23.37
3	Energy Sector General	52.33	71.41	90.31	90.49	92.01
4	Environment and Forestry	274.32	232.78	238.23	176.34	159.60
5	Energy Sector - Power	14.52	262.21	282.37	278.56	315.13
6	Financial Sector	17.05	16.69	17.77	18.07	16.27
7	Flood Recovery	0.00	0.00	35.55	36.13	36.94
8	Health Sector	3,254.79	5,020.02	4,741.02	7,259.43	6,969.90
9	Industry and Finance	2.31	2.41	2.61	2.65	2.72
10	Infrastructure Sector-General	180.11	170.94	215.79	192.42	181.65
11	Infrastructure Sector- Railway	0.00	0.00	0.00	40.65	41.56
12	Justice Access Strengthening	0.35	0.37	0.40	0.40	0.42
13	Others	-2.36	-2.47	-2.67	-2.71	-2.78
14	Rural Development	47.85	49.62	96.04	94.73	80.68
15	Science & Technology	5.85	5.73	6.10	6.20	6.34
16	Social	449.06	466.85	504.50	511.66	64.36
17	Social Sector Education	9.66	10.10	10.93	11.09	17.77
18	Urban Development	274.58	215.91	383.58	410.31	458.40
19	Urban Transport	18.76	18.36	19.55	19.87	20.32
20	Water Resources Management	20.67	21.61	40.56	40.29	40.21
21	Water Supply and Sanitation	12.79	11.06	183.96	184.51	188.76
	Government Total	4,674.42	6,652.19	7,127.76	9,616.88	8,885.67
Non-Government Grants						
22	Agriculture	17.00	-0.05	-0.05	-0.05	-0.05
23	Energy Sector General	103.61	32.40	35.05	35.55	36.57
24	Energy Sector - Power	0.60	0.63	0.69	0.70	0.72
25	Health Sector	0.01	0.00	0.01	0.01	0.01
26	Infrastructure Sector-General	-0.95	-0.99	-1.08	-3.33	-3.43
27	Rural Development	-0.02	-0.02	-0.02	-0.02	-0.02
28	Social	-0.06	-0.06	-0.06	-0.06	-0.06
29	Urban Development	13.70	-0.03	-0.03	-0.03	-0.03
30	Water Supply and Sanitation	-0.03	-0.03	-0.04	-0.04	-0.04
	Non-Government Total	133.86	31.85	34.47	32.73	33.67
	Grand Total	4,808.28	6,684.04	7,162.23	9,649.61	8,919.34

2016-2017 से 2024-2025 तक सरकारी ऋणों/अनुदानों के संवितरण-स्थिति का राज्य-वार ब्यौरा (सरकारी लेखा)
STATE WISE DISBURSEMENT POSITION OF GOVT. LOANS/GRANTS FROM 2016-2017 TO 2024-2025 (GOVT. ACCOUNT)

(रुपये करोड़ में) (Rs. in Crores)

क्र. संख्या S. No	राज्य State	2016- 2017	2017- 2018	2018- 2019	2019- 2020	2020- 2021	2021- 2022	2022- 2023	2023-2024	2024-2025
1	Andhra Pradesh	1,084.43	1,310.33	1,364.65	1,917.02	1,570.99	1,131.47	2,347.71	944.45	4,575.97
2	Assam	592.73	880.09	634.11	1,381.65	999.69	1,402.44	1,381.79	2,201.23	4,023.97
3	Bihar	1,256.34	1,412.34	2,308.49	1,705.00	1,824.33	1,381.94	1,623.56	1,826.92	1,746.03
4	Central	21,384.94	24,962.93	25,982.23	32,312.87	88,150.55	50,433.18	55,941.74	70,337.62	63,605.59
5	Chandigarh	0.00	0.00	0.00	0.00	0.00	0.00	0.00	0.00	0.91
6	Chhattisgarh	441.97	463.70	435.87	278.83	284.97	422.08	651.22	458.03	274.15
7	Goa	54.31	85.08	80.62	47.40	45.71	54.62	0.00	0.00	0.00
8	Gujarat	126.75	912.85	1,367.80	778.26	1,839.63	206.89	1,817.37	1,212.87	3,291.63
9	Haryana	129.59	166.14	109.42	103.35	32.72	8.60	0.00	2.65	0.00
10	Himachal Pradesh	788.75	608.57	564.42	678.32	649.61	826.94	922.90	1,457.32	1,314.25
11	Jammu and Kashmir	199.44	294.20	39.38	73.37	0.00	0.00	0.00	0.00	0.00
12	Jharkhand	251.46	250.29	226.08	415.50	622.27	521.14	651.45	565.41	192.78
13	Karnataka	1,734.52	1,623.37	989.41	539.96	1,477.55	1,729.40	1,701.60	2,187.14	2,308.41
14	Kerala	768.57	465.42	274.28	2,089.18	1,140.43	469.35	595.79	896.76	926.79
15	Madhya Pradesh	1,434.06	1,859.65	3,672.64	4,749.53	5,165.50	3,983.00	3,246.16	2,502.02	2,800.73
16	Maharashtra	137.12	271.58	116.07	976.24	2,551.29	3,970.74	3,321.43	4,025.64	4,051.87
17	Meghalaya	50.61	91.86	135.30	167.33	362.17	228.29	564.75	836.39	574.49
18	Mizoram	54.92	77.15	106.94	201.19	154.23	73.52	59.03	107.94	96.44
19	Multi State	2,462.42	1,979.39	1,434.03	1,226.68	1,003.47	717.03	2,425.15	4,858.40	5,160.60
20	Nagaland	0.04	6.16	35.79	80.77	66.70	171.28	142.64	194.76	176.04
21	Odisha	1,065.42	806.12	724.30	932.09	742.62	659.68	881.47	958.32	587.44
22	Puducherry	0.00	0.00	49.61	0.00	0.00	0.00	0.00	0.00	0.00
23	Punjab	471.26	455.77	1,263.44	103.57	17.84	233.55	179.12	200.49	246.98
24	Rajasthan	3,361.72	1,541.16	2,400.29	4,223.06	1,531.30	1,353.87	1,450.89	2,522.67	2,384.43
25	Sikkim	33.78	38.40	40.63	7.85	40.37	8.01	25.12	13.71	182.47
26	Tamil Nadu	1,579.57	2,398.68	1,827.47	1,872.79	4,602.29	4,837.94	5,547.49	6,353.27	5,690.37
27	Telangana	4.90	6.50	3.16	0.00	0.00	0.00	0.00	0.00	0.00
28	Tripura	38.48	16.89	0.00	3.04	17.31	64.46	82.70	353.32	438.45
29	Uttar Pradesh	954.44	1,059.16	616.56	1,255.02	1,391.34	923.30	915.72	530.31	726.33
30	Uttarakhand	1,184.19	1,188.48	767.01	606.46	791.44	673.56	902.97	872.22	1,435.16
31	West Bengal	332.16	1,704.91	934.20	1,909.87	1,134.77	984.67	1,471.68	2,955.68	2,071.46
Grand Total		41,978.88	46,937.16	48,504.21	60,636.19	118,211.07	77,470.96	88,851.46	109,375.51	108,883.74

2018-2019 से 2024-2025 की अवधि के दौरान असंवितरित विदेशी ऋणों/अनुदानों का राज्य-वार ब्यौरा (सरकारी लेखा में)
STATE WISE UNDISBURSED FOREIGN LOANS/GRANTS FOR THE PERIOD 2018-2019 TO 2024-2025 (ON GOVT. ACCOUNT)

(रुपये करोड़ में) (Rs. in Crores)

क्र. संख्या S.No.	राज्य State	2018- 2019	2019- 2020	2020- 2021	2021- 2022	2022- 2023	2023-2024	2024-2025
1	Andhra Pradesh	16,628.35	16,802.60	18,997.63	20,290.10	17,551.23	17,854.53	26,532.42
2	Assam	6,321.44	8,165.58	10,469.33	12,863.45	20,469.65	22,514.38	25,952.85
3	Bihar	13,152.07	9,207.64	5,385.69	3,835.14	3,391.46	4,016.42	2,953.18
4	Central	183,811.82	188,787.45	194,630.13	194,707.06	194,152.13	186,845.98	162,915.16
5	Chandigarh	0.00	0.00	0.00	0.00	0.00	0.00	547.49
6	Chhattisgarh	442.06	2,704.91	2,995.29	3,212.72	2,810.65	4,720.59	4,244.62
7	Goa	295.93	278.41	223.91	155.62	0.00	0.00	0.00
8	Gujarat	3,360.25	3,761.03	1,881.57	7,258.43	10,738.44	17,674.53	14,899.75
9	Haryana	1,547.60	1,605.46	1,510.06	1,393.98	0.00	1,956.51	0.00
10	Himachal Pradesh	6,082.42	6,099.97	6,611.75	6,463.53	7,610.21	8,838.01	9,830.67
11	Jammu and Kashmir	1,897.95	1,747.23	0.00	0.00	0.00	0.00	0.00
12	Jharkhand	4,256.43	5,098.65	3,636.23	4,086.47	3,584.32	2,465.75	2,095.16
13	Karnataka	7,566.44	7,848.01	6,816.68	7,427.70	6,030.05	6,458.32	5,595.36
14	Kerala	1,608.23	3,050.81	2,701.87	5,689.79	7,295.17	7,750.59	8,727.55
15	Madhya Pradesh	22,343.59	25,955.75	21,489.11	18,803.74	14,024.52	13,724.19	10,748.02
16	Maharashtra	10,874.50	17,511.71	22,528.99	22,000.01	25,840.00	23,256.15	26,706.57
17	Meghalaya	1,326.54	1,925.30	3,256.25	3,382.76	3,480.16	3,556.12	4,354.83
18	Mizoram	601.80	440.48	271.21	485.91	1,088.63	806.75	736.94
19	Multi State	4,589.75	3,279.08	10,347.53	19,352.91	22,849.41	23,549.33	25,461.10
20	Nagaland	1,000.09	1,009.13	1,370.48	1,213.43	1,162.14	1,370.58	1,240.22
21	Odisha	7,720.22	8,657.55	6,864.20	5,988.49	5,297.35	3,847.48	3,335.42
22	Puducherry	455.61	0.00	0.00	0.00	0.00	0.00	0.00
23	Punjab	886.78	853.55	448.33	1,825.15	3,025.57	2,794.13	3,279.36
24	Rajasthan	8,525.35	7,424.87	9,673.80	8,225.05	12,633.13	12,725.63	10,401.04
25	Sikkim	182.73	182.06	136.03	137.79	116.51	923.90	1,963.50
26	Tamil Nadu	17,830.22	26,309.54	24,103.28	28,548.58	33,738.43	34,545.13	34,299.93
27	Telangana	0.00	0.00	0.00	0.00	0.00	0.00	0.00
28	Tripura	0.00	847.97	1,030.45	1,371.79	3,201.14	4,804.74	4,499.94
29	Uttar Pradesh	4,130.77	4,996.95	4,785.11	3,974.45	5,575.93	3,394.13	5,539.35
30	Uttarakhand	5,004.82	4,895.86	3,775.59	4,493.28	5,596.75	9,861.91	12,083.61
31	West Bengal	8,649.34	7,331.06	9,662.90	11,624.15	11,404.70	9,320.22	10,506.85
Grand Total		341,093.10	366,778.63	375,603.40	398,811.46	422,667.69	429,575.97	419,450.89

2021-2022 से 2024-2025 तक मूलधन का स्रोत-वार प्राधिकरण, उपयोग, अदायगी और ब्याज का भुगतान
(सरकारी लेखा में बैक-टू-बैक ऋण तथा अनुदान)

SOURCE-WISE AUTHORISATION, UTILIZATION, REPAYMENT OF PRINCIPAL & PAYMENT OF INTEREST FROM 2021-2022 TO 2024-2025 (BACK-TO-BACK LOAN & GRANT ON GOVT. ACCOUNT)

(रुपये करोड़ में) (Rs. in Crores)

क्र. संख्या	देश/संस्था	निष्पन्न करार का मूल्य / उपयोग Value of Agreement concluded / Utilisation				वापसी अदायगी / ब्याज भुगतान (प्रतिबद्धता प्रभार सहित) Repayments of Loans/ Interest Payment (Including Commitment Charges)			
		2021- 2022	2022- 2023	2023- 2024	2024-2025	2021- 2022	2022- 2023	2023- 2024	2024-2025
Loans									
1	Asian Development Bank	10,402.94	7,503.65	8,398.81	15,148.98	2,717.06	3,393.46	3,961.89	5,021.19
		10,140.32	10,989.28	12,993.94	14,683.00	488.18	1,659.94	4,973.80	5,895.13
2	Asian Infrastructure Investment Bank	9,134.55	2,006.32	7,816.59	718.92	0.00	211.49	224.51	304.18
		468.92	3,247.86	3,640.28	3,523.45	91.17	243.57	635.58	898.60
3	European Investment Bank	0.00	1,254.60	0.00	0.00	0.00	0.00	0.00	0.00
		0.00	0.00	0.00	0.00	0.00	0.00	0.00	0.00
4	Germany	1,211.42	9,116.78	2,064.92	0.00	889.80	812.23	1,089.77	1,174.71
		1,042.92	1,072.96	1,680.67	2,194.86	111.18	116.01	126.42	131.80
5	France	0.00	2,007.37	0.00	0.00	27.89	27.35	29.16	30.66
		0.00	115.41	271.69	432.57	1.00	3.10	19.12	34.73
6	Japan	7,998.37	1,677.15	6,655.74	5,560.64	1,523.98	1,693.16	1,548.80	1,571.25
		2,470.62	2,153.81	4,403.26	3,610.20	314.99	306.95	283.24	304.94
7	South Korea	0.00	1,312.10	0.00	0.00	0.00	0.00	0.00	0.00
		0.00	0.00	0.00	0.00	0.00	0.00	0.00	0.00
8	International Bank for Reconstruction and Development	13,850.72	8,843.87	13,691.23	17,062.82	2,200.58	2,678.40	3,159.19	3,874.73
		5,946.15	7,893.93	7,969.99	9,613.46	457.90	1,332.73	3,356.29	4,031.23
9	International Development Association	0.00	0.00	0.00	0.00	1,255.62	2,068.58	2,353.39	2,881.79
		1,544.86	1,253.58	382.40	125.99	404.79	499.56	915.51	929.95
10	International Fund for Agricultural Development	498.92	96.30	0.00	0.00	64.67	73.38	76.24	88.00
		97.60	57.94	122.58	72.43	17.54	18.18	21.52	26.24
11	New Development Bank	0.00	3,263.33	8,867.10	718.92	76.79	299.56	563.94	640.11
		1,617.43	1,676.15	1,367.40	2,583.33	97.81	345.43	696.56	799.16
12	OPEC Fund for International Development	0.00	0.00	827.37	0.00	12.42	13.33	13.70	14.15
		0.00	0.00	0.00	117.57	2.47	2.29	4.08	5.25
Total		43,096.92	37,081.47	48,321.76	39,210.28	8,768.82	11,270.95	13,020.59	15,600.77
		23,328.83	28,460.90	32,832.22	36,956.86	1,987.03	4,527.75	11,032.12	13,057.03
Grant									
1	Asian Development Bank	0.00	55.21	0.00	0.00	0.00	0.00	0.00	0.00
		11.69	31.96	7.70	1.13	0.00	0.00	0.00	0.00
2	Germany	17.31	430.75	19.75	0.00	0.00	0.00	0.00	0.00
		12.71	5.76	30.59	56.70	0.00	0.00	0.00	0.00
3	Japan	0.00	0.00	0.00	0.00	0.00	0.00	0.00	0.00
		0.98	13.79	0.00	0.00	0.00	0.00	0.00	0.00
4	International Bank for Reconstruction and Development	0.00	0.00	0.00	0.00	0.00	0.00	0.00	0.00
		41.20	25.90	47.99	0.00	0.00	0.00	0.00	0.00
5	International Fund for Agricultural Development	0.00	42.13	0.00	0.00	0.00	0.00	0.00	0.00
		0.00	0.19	0.24	16.36	0.00	0.00	0.00	0.00
Total		17.31	528.09	19.75	0.00	0.00	0.00	0.00	0.00
		66.58	77.60	86.53	74.19	0.00	0.00	0.00	0.00

**2022-2023 से 2024-2025 तक राज्य-वार उपयोग, अनाहरित शेष और
ब्याज की अदायगी (सरकारी लेखा में बैंक-टू-बैंक ऋण तथा अनुदान)
STATE-WISE UTILIZATION, UNDRAWN BALANCES & PAYMENT OF INTEREST
FROM 2022- 2023 TO 2024-2025 (BACK-TO-BACK LOAN & GRANT ON GOVT. ACCOUNT)**

(रुपये करोड़ में) (Rs. in Crores)

क्र. संख्या	राज्य	संवितरण (उपयोग) (Disbursement) Utilisation						ब्याज भुगतान (प्रतिबद्धता प्रभार सहित) Interest Payments(Including Commitment Charges)			अनाहरित शेष Undrawn Balance					
		2022- 2023		2023- 2024		2024-2025		2022- 2023	2023- 2024	2024- 2025	2022- 2023		2023- 2024		2024-2025	
Sno	State	ऋण Loans	अनुदान Grant	ऋण Loans	अनुदान Grant	ऋण Loans	अनुदान Grant	ऋण Loans	ऋण Loans	ऋण Loans	ऋण Loans	अनुदान Grant	ऋण Loans	अनुदान Grant	ऋण Loans	अनुदान Grant
1	Andhra Pradesh	2,327.15	20.57	918.70	25.75	4,540.95	35.01	311.73	643.17	725.35	Loans	196.92	17,686.74	Grant	26,396.77	135.64
2	Bihar	1,623.56	0.00	1,826.92	0.00	1,746.02	0.00	344.27	967.00	1,088.63	3,391.46	0.00	4,016.42	0.00	2,953.18	0.00
3	Central	0.00	0.00	0.00	0.00	0.00	0.00	0.00	0.00	0.00	1,333.11	0.00	1,355.00	0.00	3,177.65	0.00
4	Chhattisgarh	651.22	0.00	458.03	0.00	274.15	0.00	60.53	218.47	267.84	2,810.65	0.00	4,720.59	0.00	4,244.62	0.00
5	Goa	0.00	0.00	0.00	0.00	0.00	0.00	13.63	8.10	7.98	0.00	0.00	0.00	0.00	0.00	0.00
6	Gujarat	1,817.37	0.00	1,212.87	0.00	3,291.63	0.00	172.43	415.99	542.87	10,712.76	0.00	17,648.49	0.00	14,872.96	0.00
7	Haryana	3.30	0.00	2.65	0.00	0.00	0.00	37.16	86.72	87.91	0.00	0.00	1,956.51	0.00	2,020.56	0.00
8	Jharkhand	651.45	0.00	565.40	0.00	192.78	0.00	80.61	234.35	266.57	3,584.32	0.00	2,465.75	0.00	2,095.16	0.00
9	Karnataka	1,687.81	13.79	2,187.14	0.00	2,308.41	0.00	250.67	614.79	728.28	5,965.69	64.35	6,402.00	56.32	5,536.93	58.42
10	Kerala	595.79	0.00	896.76	0.00	923.99	2.80	170.99	293.29	326.18	7,228.50	60.43	7,682.83	61.43	8,661.10	59.94
11	Madhya Pradesh	3,243.93	2.23	2,499.86	2.17	2,800.14	0.59	789.68	1,980.95	2,151.24	13,940.08	27.71	13,640.67	26.00	10,662.86	25.98
12	Maha-rashtra	3,321.24	0.19	4,025.39	0.24	4,035.51	16.36	275.14	779.14	1,083.90	23,809.85	105.11	21,177.86	126.33	24,585.53	112.74
13	Multi State	2,106.62	25.90	4,728.14	47.99	5,155.69	0.00	429.29	1,020.05	1,292.32	22,705.29	47.66	23,549.31	0.02	19,026.38	0.02
14	Odisha	881.47	0.00	958.32	0.00	585.97	1.47	112.17	202.14	218.68	5,279.99	17.77	3,829.83	18.07	3,318.88	16.98
15	Punjab	179.12	0.00	200.49	0.00	246.98	0.00	85.73	222.13	229.77	3,025.57	0.00	2,794.12	0.00	3,279.36	0.00
16	Rajasthan	1,450.89	0.00	2,522.67	0.00	2,384.43	0.00	422.31	948.34	1,119.24	12,584.65	0.00	12,676.47	0.00	10,350.46	0.00
17	Tamil Nadu	5,533.15	14.34	6,343.78	9.49	5,673.55	16.83	550.80	1,407.26	1,739.03	33,339.14	382.85	34,153.80	374.66	33,924.08	358.71
18	Telangana	0.00	0.00	0.00	0.00	0.00	0.00	0.42	1.03	3.67	0.00	0.00	1,304.47	0.00	1,353.21	0.00
19	Uttar Pradesh	915.72	0.00	530.31	0.00	726.33	0.00	140.19	311.72	362.68	5,575.93	0.00	3,394.12	0.00	5,539.35	0.00
20	West Bengal	1,471.10	0.58	2,954.79	0.89	2,070.33	1.13	280.00	677.48	814.91	11,151.52	22.79	9,063.83	22.22	10,245.68	21.73
Total		28,460.90	77.60	32,832.22	86.53	36,956.86	74.19	4,527.75	11,032.12	13,057.03	183,792.83	925.60	189,518.82	852.83	192,244.72	790.16

**2022-2023 से 2024-2025 तक क्षेत्र-वार उपयोग, अनाहरित शेष और
ब्याज की अदायगी (सरकारी लेखा में बैंक-टू-बैंक ऋण तथा अनुदान)
SECTOR-WISE UTILISATION, UNDRAWN BALANCES & PAYMENT OF INTEREST FROM
2022- 2023 To 2024-2025 (BACK-TO-BACK LOAN & GRANT ON GOVT. ACCOUNT)**

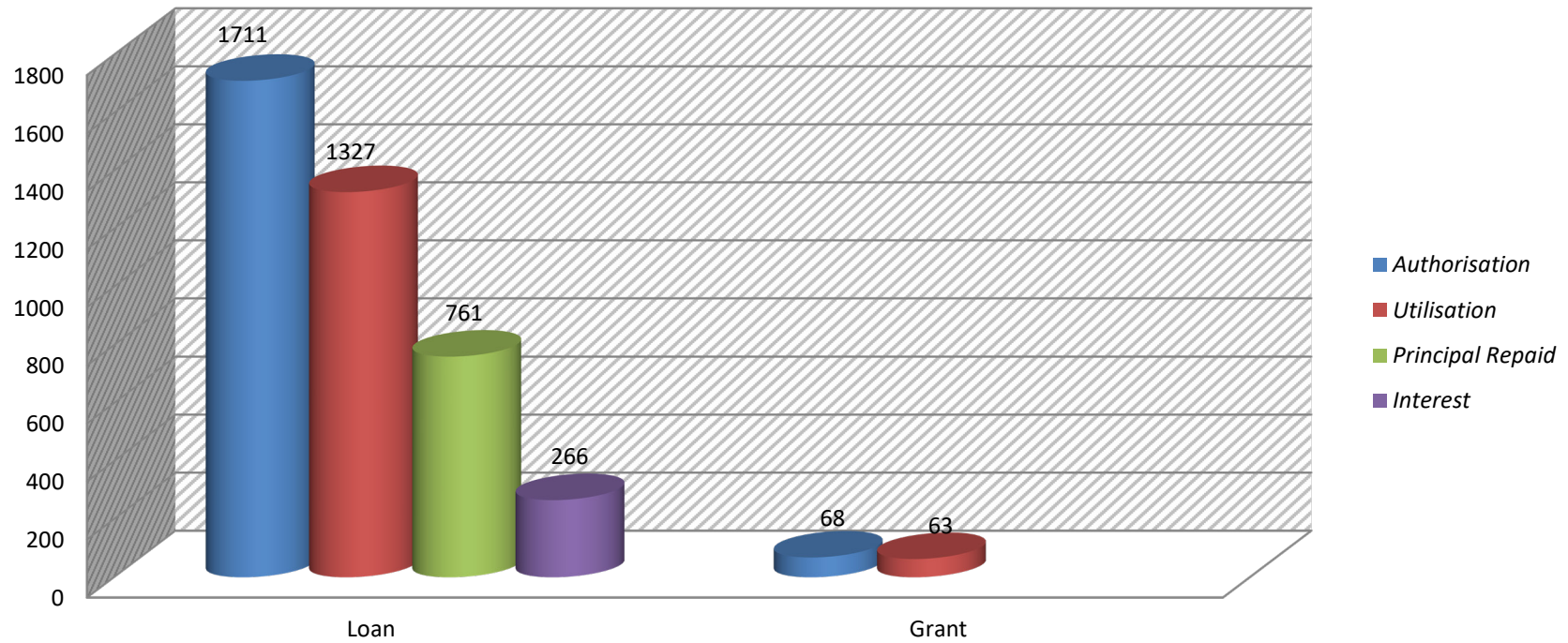
(रुपये करोड़ में) (Rs. in Crores)

क्र. सं.	क्षेत्र	सम्पत्तियों (उपयोग) (Disbursement) Utilisation						ब्याज भुगतान (प्रतिबद्धता प्रभार सहित) Interest Payments(Including Commit- ment Charges)			अनाहरित शेष Undrawn Balance					
		2022- 2023		2023- 2024		2024-2025		2022- 2023	2023- 2024	2024-2025	2022- 2023		2023- 2024		2024-2025	
Sno	Sector	ऋण Loans	अनुदान Grant	ऋण Loans	अनुदान Grant	ऋण Loans	अनुदान Grant	ऋण Loans	ऋण Loans	ऋण Loans	ऋण Loans	अनुदान Grant	ऋण Loans	अनुदान Grant	ऋण Loans	अनुदान Grant
1	Agriculture	1,182.26	0.83	1,625.87	18.93	1,200.02	35.01	129.31	328.46	468.90	6,852.62	183.62	6,031.89	167.79	9,544.73	135.64
2	Energy Sector - Power	2,731.64	0.00	2,305.15	0.00	1,843.47	0.00	438.69	1,174.34	1,314.57	16,812.41	13.33	14,056.77	13.55	13,797.93	13.85
3	Energy Sector General	186.44	0.00	475.10	0.00	0.00	0.00	142.09	291.90	286.49	1,689.20	17.77	14.09	18.07	14.62	18.47
4	Energy Sector-Non Conventional Energy	18.21	0.00	0.00	0.00	0.00	0.00	0.87	0.91	0.71	33.21	0.00	0.00	0.00	9.09	0.00
5	Environment and Forestry	105.06	25.90	216.64	47.99	458.82	0.00	24.70	24.41	29.08	3,898.79	47.64	4,812.54	0.00	5,074.61	0.00
6	Fertilizer Sector	0.00	0.00	0.00	0.00	0.00	0.00	2.35	2.97	2.76	0.00	0.00	0.00	0.00	0.00	0.00
7	Financial Sector	514.79	0.00	1,086.67	0.00	730.00	2.16	204.48	479.97	532.85	5,317.66	17.77	6,383.80	18.07	7,849.31	16.27
8	Health Sector	1,277.92	0.00	1,497.52	0.00	2,832.45	0.00	92.57	243.42	345.19	6,007.16	0.00	4,443.52	0.00	5,259.52	0.00
9	Industry and Finance	0.00	0.00	0.00	0.00	0.00	0.00	10.81	10.46	9.57	0.00	0.00	0.00	0.00	1,285.97	0.00
10	Infrastructure Sector- Port	0.00	0.00	0.00	0.00	0.00	0.00	14.92	36.11	35.26	532.75	0.00	466.24	0.00	843.73	0.00
11	Infrastructure Sector- Railway	466.14	0.00	433.90	0.00	934.27	0.00	50.84	143.10	190.23	3,497.13	0.00	4,176.48	0.00	4,078.42	0.00
12	Infrastructure Sector- Road	6,074.12	0.00	7,414.95	0.00	7,025.08	0.00	1,106.73	3,033.72	3,527.61	25,744.56	0.00	26,951.63	0.00	18,801.00	0.00
13	Infrastructure Sec- tor-General	1,880.58	33.53	124.40	11.02	268.16	15.74	157.32	444.68	464.35	1,260.22	165.81	2,328.91	141.73	2,018.88	129.50
14	Inland Water Transport	48.60	0.00	78.45	0.00	60.01	0.00	3.48	8.18	13.36	775.88	0.00	707.80	0.00	668.14	0.00
15	Law and justice and public administration	0.00	0.00	0.00	0.00	0.00	0.00	6.13	5.34	6.74	0.00	0.00	0.00	0.00	0.00	0.00
16	Natural Disaster Management	205.69	0.00	164.33	0.00	109.66	0.00	71.99	157.54	165.17	408.24	0.00	248.39	0.00	109.50	0.00
17	Others	0.00	0.00	0.00	0.00	0.00	0.00	0.00	0.00	0.00	0.00	0.00	0.00	0.00	0.00	0.00
18	Panchayati Raj	111.02	0.00	75.07	0.00	0.00	0.00	38.28	102.31	114.42	146.45	0.00	0.00	0.00	0.00	0.00
19	Rural Development	2,541.94	0.19	1,852.82	0.24	1,717.23	16.36	376.74	856.18	996.72	9,978.34	54.45	12,304.70	54.97	13,025.52	39.78
20	Skill Development	346.79	0.00	522.00	0.00	348.18	0.00	33.65	94.25	114.63	1,134.16	0.00	625.46	0.00	290.85	0.00
21	Social	122.17	0.00	279.87	0.00	289.63	0.00	44.21	62.71	72.83	2,458.64	0.01	2,149.73	0.01	1,921.24	0.01
22	Social Sector Education	2,363.92	0.00	1,290.59	0.00	1,960.02	0.00	130.71	399.93	524.62	8,290.83	0.00	9,468.16	0.00	9,436.34	0.00
23	Structural Adj.Sector/F. Disb.	0.00	0.00	0.00	0.00	0.00	0.00	43.50	71.74	61.33	0.00	0.00	0.00	0.00	0.00	0.00
24	Technical Coooperation	0.00	0.00	0.00	0.00	0.00	0.00	0.00	0.00	2.64	0.00	0.00	1,304.47	0.00	1,353.21	0.00
25	Urban Development	3,497.10	16.57	5,112.87	7.45	9,204.37	3.78	653.98	1,499.71	1,772.07	34,685.94	308.54	36,871.05	321.16	45,155.09	317.13
26	Urban Transport	1,141.53	0.00	3,821.13	0.00	4,102.95	0.00	59.23	174.55	384.49	22,121.52	19.55	25,760.43	19.87	24,150.24	20.32
27	Water Resources Management	2,357.02	0.58	2,990.40	0.89	2,702.86	1.13	388.04	946.12	1,129.87	19,238.34	40.56	16,852.91	40.29	13,544.90	40.21
28	Water Supply and Sanitation	1,287.99	0.00	1,464.49	0.00	1,169.68	0.00	302.13	439.12	490.58	12,908.79	56.54	13,559.86	57.33	14,011.88	58.98
29	Water, sanitation and flood protection	0.00	0.00	0.00	0.00	0.00	0.00	0.00	0.00	0.00	0.00	0.00	0.00	0.00	0.00	0.00
Total		28,460.90	77.60	32,832.22	86.53	36,956.86	74.19	4,527.75	11,032.12	13,057.03	183,792.83	925.60	189,518.82	852.83	192,244.72	790.16

भाग-IV — लेखाचित्र
PART-IV — GRAPH

Graph 1
Cumulative External Funding upto 31.03.2025
(Govt & Non Govt)

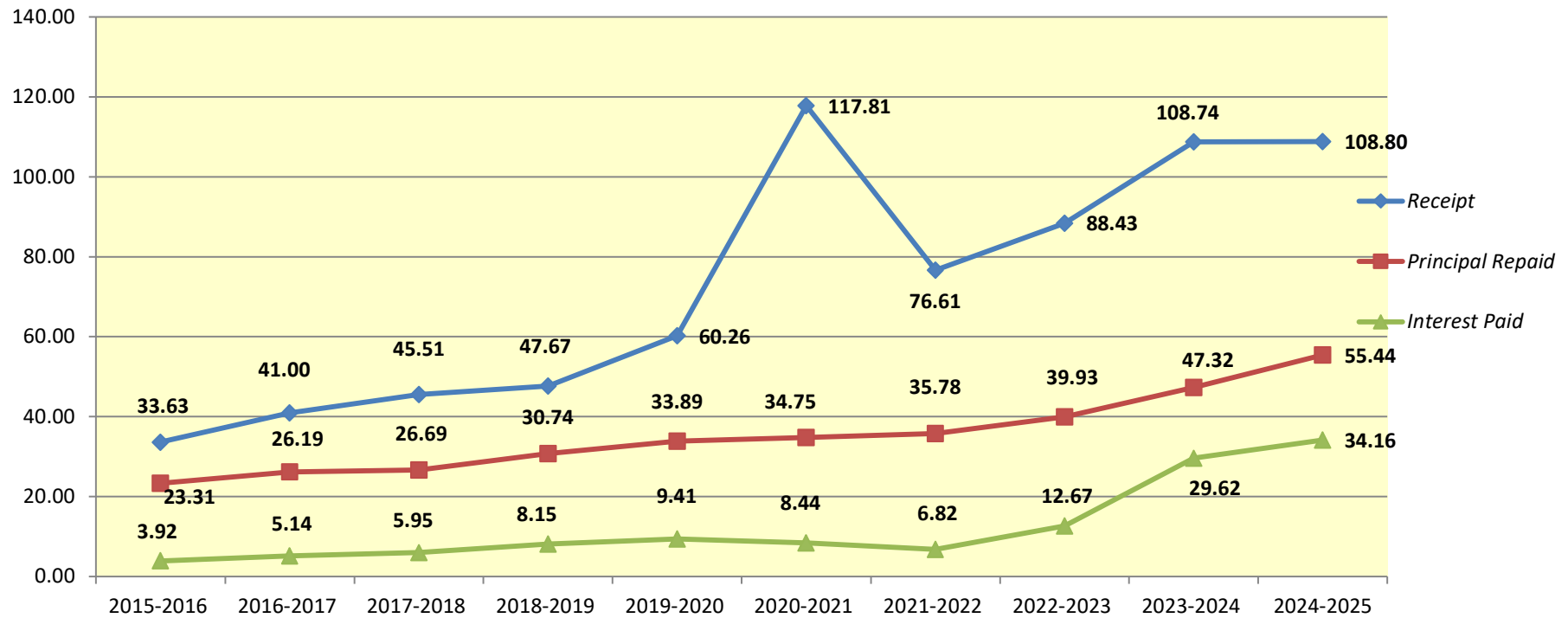
Rs in Thousand Crores



Source : Statement No.5

Graph 2
Trends in External Assistance on Govt Account (2015-16 to 2024-2025)
(Receipt & Debt Service Payments)

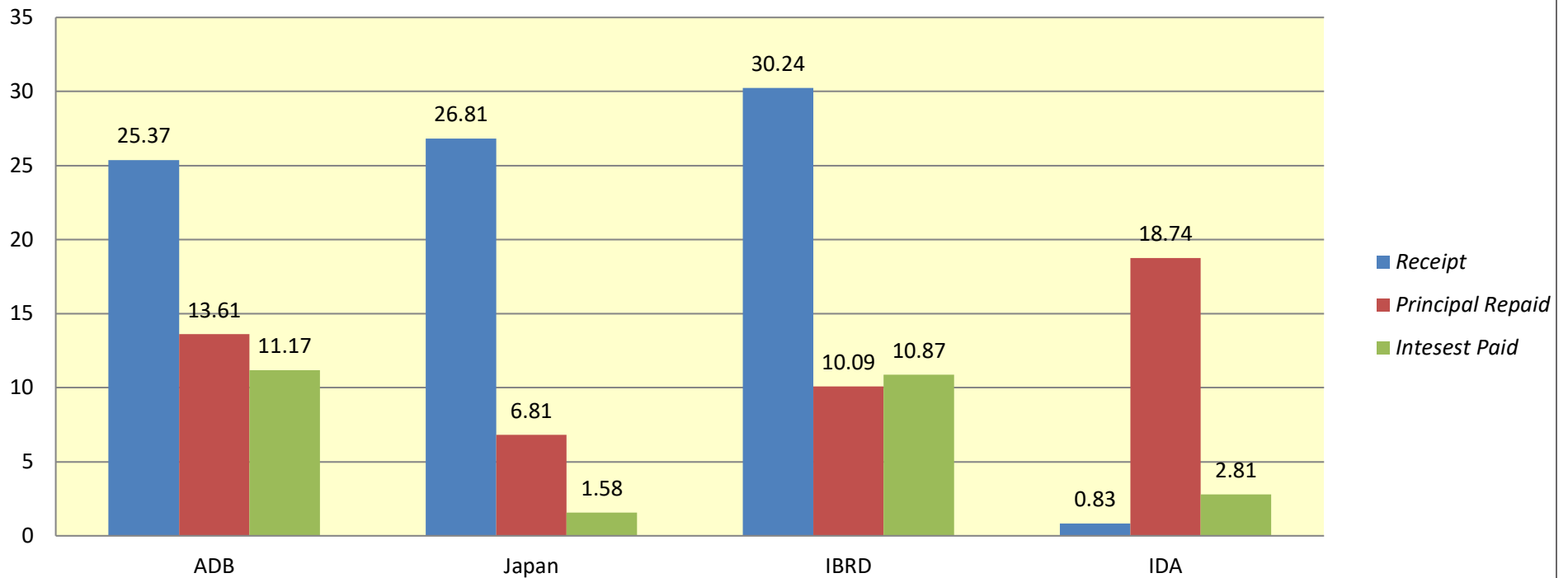
Rs in Thousand Crores



Source : Statement Nos 18

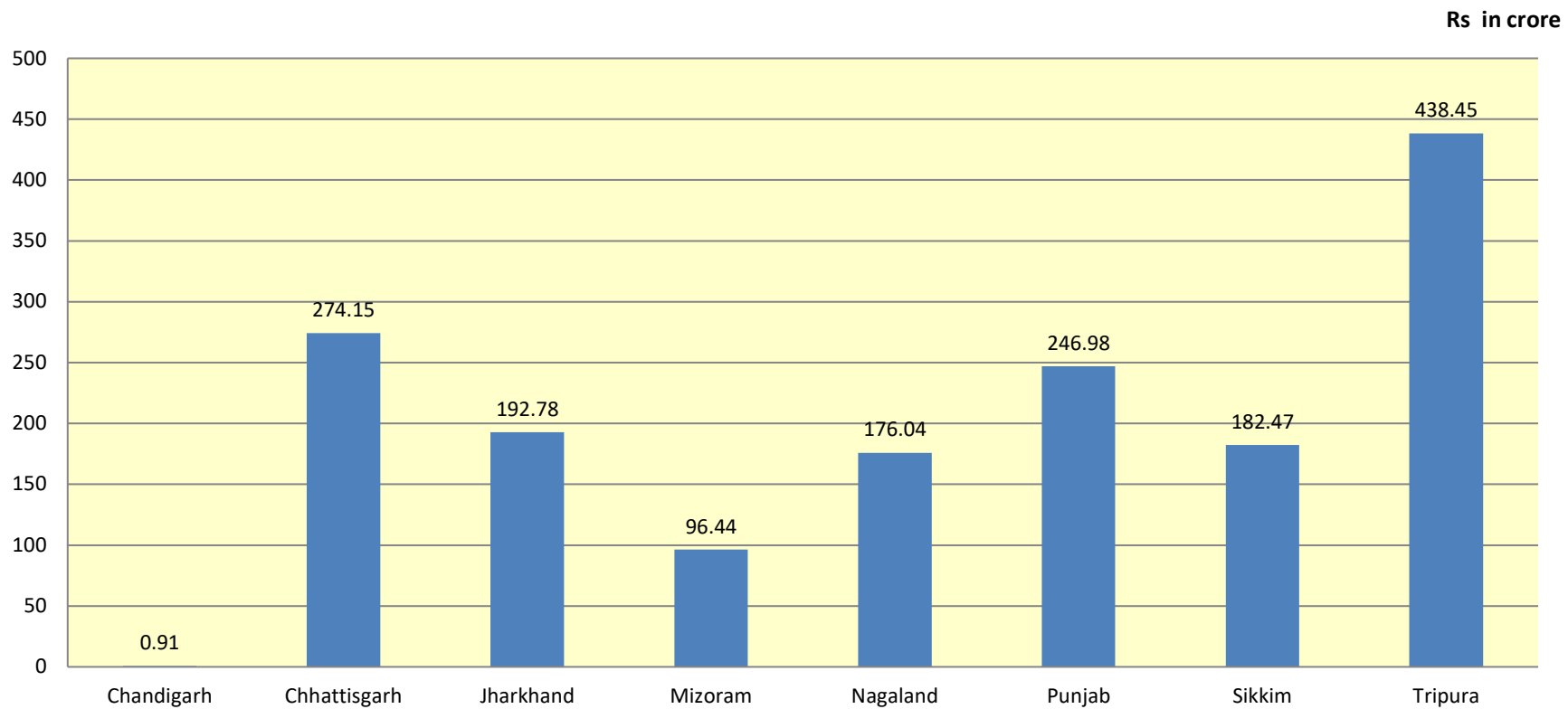
Graph 3
Major Agencies wise Analysis of External Funding on Government Account during 2024-25
(Receipt & Debt Service Payments)

Rs in Thousand Crores



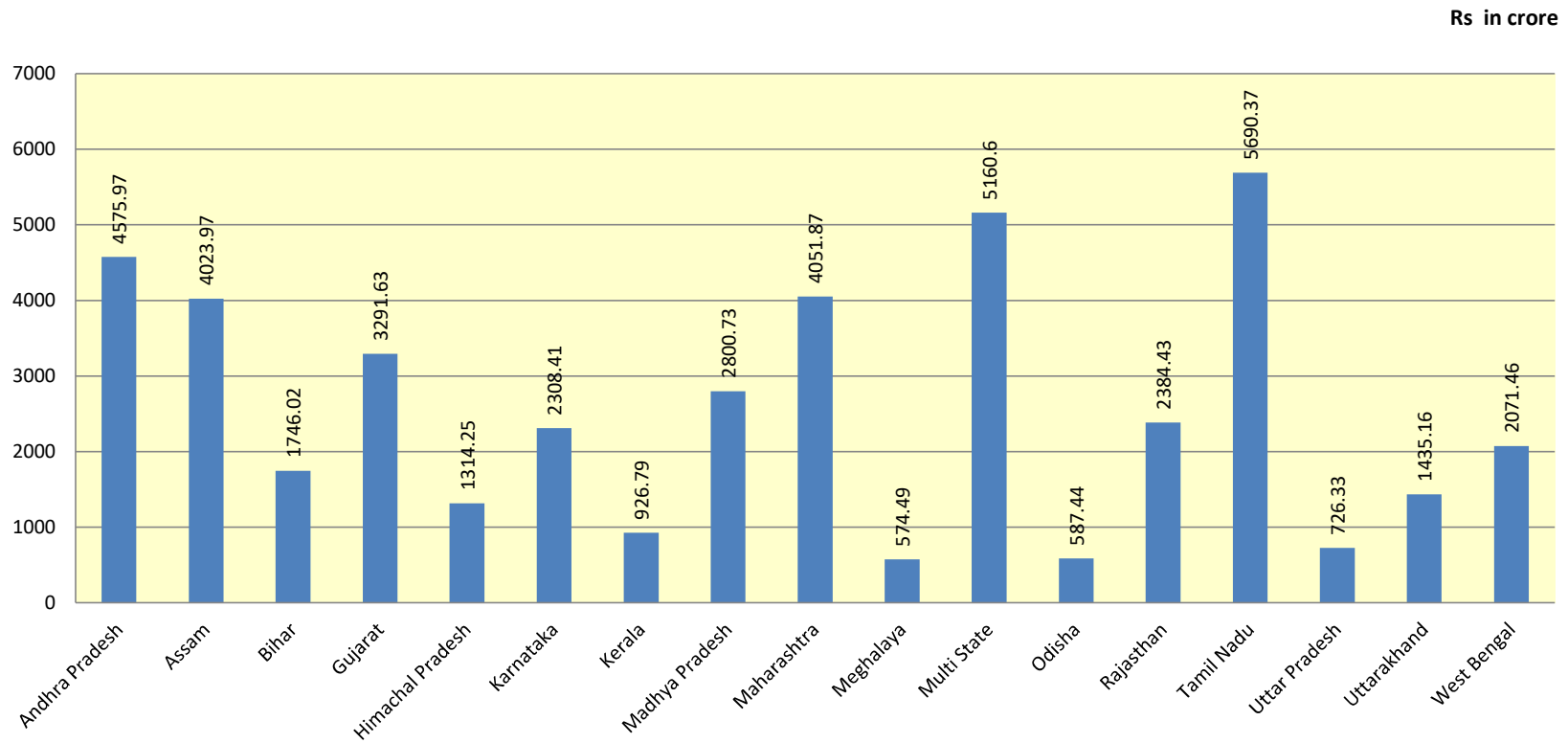
Source : Statement Nos 10, 11 and 12

Graph 4
Statewise Disbursement of govt Loans and Grants during 2024-25 less than Rs.500 crores



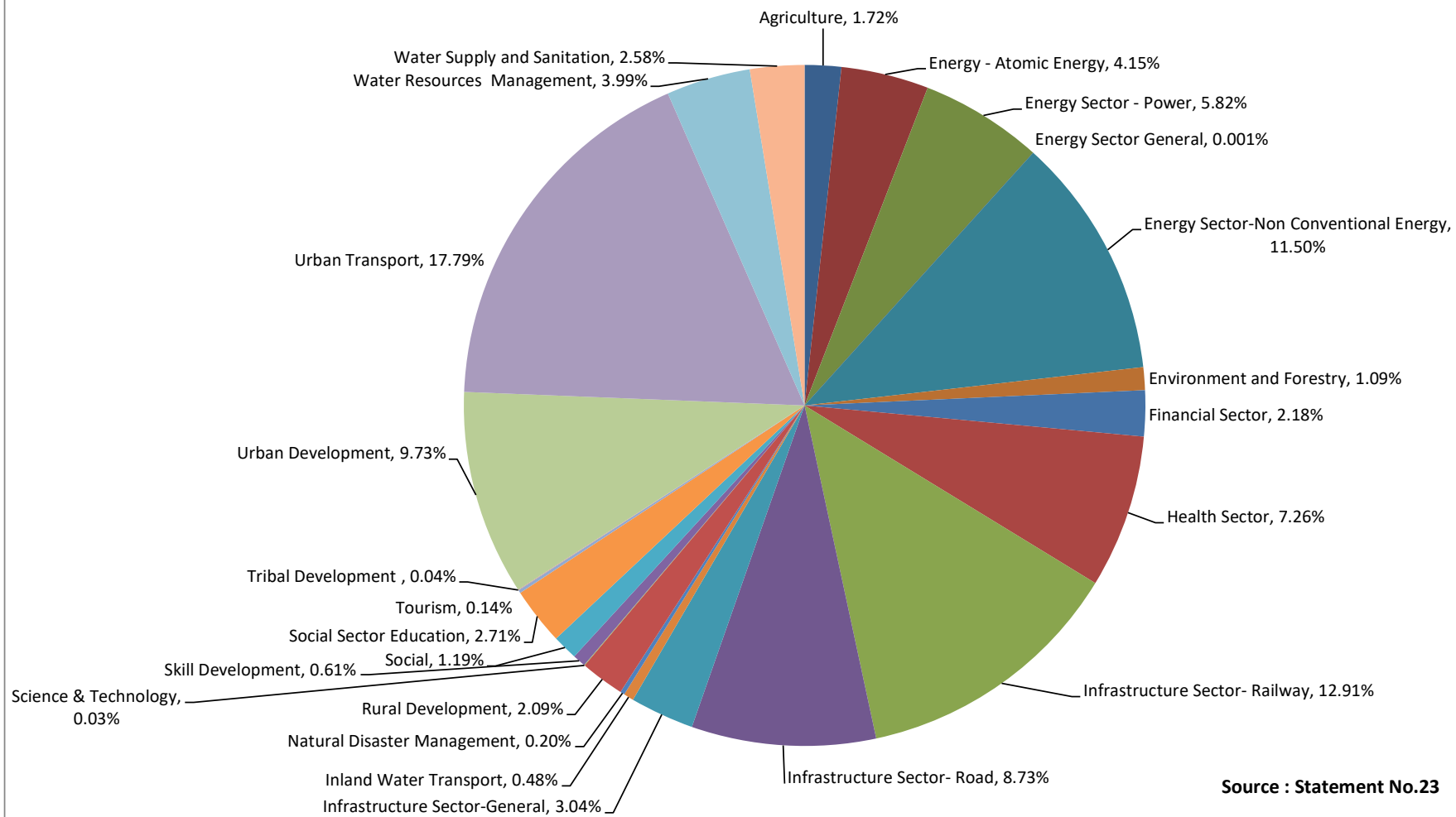
Source : Statement No. 26

Graph 5
Statewise Disbursement of Govt Loans and Grants during 2024-25 more than Rs.500 crores



Source : Statement No. 26

Graph 6
SECTOR WISE DISBURSEMENT OF GOVT. LOANS AND GRANTS DURING 2024-25



Source : Statement No.23

टिप्पणी :

क) विदेशी वित्तपोषण विवरणिका 2024-2025 की तैयारी हेतु ऋण मुद्रा से रुपये में अपनाई गई रूपांतरण दरें

1. पिछले दो वित्तीय वर्षों आंकड़ों में अनआहरित शेष के रद्द होने की स्थिति में परिवर्तन किया जा सकता है।

2. अपनाई गई विनिमय दरें:-

(क) प्राधिकरण - संबंधित वित्तीय वर्ष की वार्षिक औसत विनिमय दरें जिसमें प्राधिकार/समझौते पर हस्ताक्षर किए जाते हैं (सरकारी लेनदेन की आरबीआई संदर्भ दरें)।

(ख) ऋण और अनुदान की प्राप्ति/संवितरण - लेनदेन के समय वास्तविक विनिमय दरें (सरकारी लेनदेन की आईबीआई संदर्भ दरें)।

(ग) ऋण/क्रेडिट सेवा भुगतान - मूलधन की चुकौती, ब्याज और प्रतिबद्धता शुल्क का भुगतान - लेनदेन के समय वास्तविक बाजार विनिमय दर।

(घ) वित्तीय वर्ष के 31 मार्च को लागू विनिमय दर पर ऋण/क्रेडिट और अनुदान की अनाहरित शेष राशि - रुपये में परिवर्तित हुई (सरकारी लेनदेन की आरबीआई संदर्भ दरें)।

(ङ) ऋण मुद्रा का संवितरित और बकाया ऋण (डीओडी) - अंतिम अवधि की दरों (सरकारी लेनदेन की आरबीआई संदर्भ दरों) के लिए आरबीआई की विक्रय दर को अपनाते हुए भारतीय रुपये में परिवर्तित की गई है।

3. अमेरिकी डालर में विदेशी ऋणों की तुलना में बकाया वर्गीकृत ऋण-विवरण संख्या 7-संबंधित वर्षों में रुपये/डोनर मुद्रा रूपांतरण के लिए 31 मार्च की विक्रय दरों को अपनाया गया है (सरकारी लेनदेन की आरबीआई संदर्भ दरें)।

(ख) ऋणसंख्या/ नाम के सामने कोष्ठक में उल्लिखित तिथि करार की तिथि दर्शाती है।

Note :

A) Conversion Rates from Loan Currency to Rupees Adopted for Preparation of Annual Compendium of Externally Assisted Projects 2024-25

1. Figures for last two financial years may undergo change in event of cancellation of Undrawn Balance.

2. Exchange rates adopted:

(a) Authorisation - Annual Average Exchange rates of respective financial year in which authorization/agreement is signed (RBI reference rates of Govt. transaction).

(b) Receipts/Disbursement of Loan/Credit and Grant – Actual Exchange Rates at the time of transaction (RBI reference rates of Govt. transaction).

(c) Debt Service Payment – Repayment of Principal, Payment of Interest and Commitment Charges – Actual Market Exchange Rate at the time of transaction.

(d) Undrawn balance of Loan/Credit and Grant – Amount converted into Rupee at exchange rate applicable as on 31st March of the financial year (RBI reference rates of Govt. transaction).

(e) Disbursed and Outstanding Debt of (DOD) – Loan Currency converted to INR adopting RBI's Selling rate for the end period rates (RBI reference rates of Govt. transaction).

3. Classified Debt Outstanding against Foreign Loans in US\$ - Statement No.7– Selling Rates of 31st March have been adopted for Rupee/Donor currency conversion in respective years (RBI reference rates of Govt. transaction).

B) Date mentioned in bracket against the loan Number/Name signifies the agreement date.

